

puk



Collection Book

2024

puk

OUTDOOR
ARCHITECTURAL
LIGHTING

p u k . i t

LIGHT IS MORE

Our lighting says everything about our quality. Lighting is at the heart of the way we think and build.

Outdoor lighting requires products and services of the highest standards: innovative solutions, technical excellence, design flexibility and consistent performance. Our products bring Italian excellence to the most futuristic architecture in the world.

Lighting is at the heart
of the way we think and build.



MADE IN ITALY MADE TO THE HIGHEST QUALITY



Our quality shines through our lighting.
A principle that has always inspired
any action taken within the company.

From the strictest selection of suppliers to the careful selection of materials, components and technologies, quality lies at the heart of how we create and manufacture our products. Each new project becomes an opportunity for research and development: the drive to improve product and process standards.

Our products are entirely Made in Italy and are checked repeatedly, from the receipt of raw materials through to the processing, assembly and prototype stages.

Our goal is to supply you with the very best lighting equipment offering the latest in technological developments.

WE LIGHT UP THE WORLD

We specialise in the study and creation of lighting solutions for architectural and outdoor applications.

We follow each project with the greatest care and attention, offering effective collaboration to enhance all aspects, whether they may be technical, structural, expressive or related to performance. We operate all over the world and are proud to say that we have become a point of reference in the field of outdoor lighting.

We are as ambitious and determined as you are and we can work with you to create something spectacular and unique.

We are ready to create the perfect light, lighting that will enhance the features and benefits of your project.

All at once
everything is different

We manufacture our products
in Italy and export them all
over the world.

We have always had an international outlook, in terms
of both product concept and the company's approach.
We now export almost 100% of our production.

LIGHTING DESIGN

Lighting design according to PUK

Useful. Fast. Problem-solver.

This is our consulting service that allows you to choose the most suitable lighting solution, not only on the basis of technical documentation but also thanks to the most advanced rendering systems available today.

The quality of our lighting design is the result of a technical-scientific approach that also takes into account ever-changing and unavoidable elements such as the environmental and architectural context, style and design, industry and type of business, current regulations regarding safety, the comfort of human visual perception, the psychological/communication effect to be obtained as well as the enhancement of some details.

Step by step, towards the solution

Lighting design is a complex activity which requires a rigorous and all-round consulting service: nothing must be left to chance.

The Puk team defines the criteria for drafting the lighting design. These are the phases that lead from scrupulous analysis of needs to the solution and implementation of the system:

- FEASIBILITY STUDY**
- PRELIMINARY PROJECT**
- FINAL PROJECT**
- EXECUTIVE PROJECT**



3D Rendering: a crystal clear vision

In Puk we attach a special importance to the quality of the graphic representation.

In particular, our 3D renderings, static or with different levels of animation, are of very high quality and allow to evaluate the different project options set, with an effect almost identical to reality and having a great aesthetic impact. This makes it easier to evaluate the different options and make a decision.

Why choosing us

Because we have concentrated 30 years of experience, expertise and specialization in outdoor lighting in an accurate and complete lighting design and consulting service.

Our professional staff will assist you in designing efficient and reliable solutions. Analysis tools and technical methods always guarantee you will get the result you expect.

**Puk lighting design consultancy is a free of charge service for our clients.
Let your inner light shine with Puk.**





5 YEAR WAR RANTY

Outdoor lighting is by definition one of the most challenging and competitive sectors and demands the highest quality products and services: innovative solutions, technical excellence, design flexibility and consistent performance.

That is why here at P.U.K. we are open to constant technological upgrades (from miniaturisation to LEDs) and we strive to improve the quality and reliability of our range.

We produce one of the most complete and competitive world-class collections available on the international market, offering a five-year full warranty on LED products.

ICONS

How to read the
catalogue

	NEW PRODUCTS
	EUROPEAN CONFORMITY
	5 YEARS WARRANTY
	CLASS I
	CLASS II
	CLASS III
	IK CODE SHOCK RESISTANCE
	IP CODE PROTECTIVE DEGREE
	1-10 V DIMMABLE
	DALI DIMMABLE
	STATIC LOAD CAPACITY
	TOOLS-FREE
	RGB LIGHT
	FULL RGB LIGHT
	ADJUSTABLE
	DMX-512

OUTDOOR SOLUTIONS:
THE MOST COMPLETE
RANGE IN TERMS
OF PERFORMANCE
AND DESIGN

ILLUMINATED BY DESIGN



MOMO DESIGN

Research, innovation and creativity are still today MOMODESIGN philosophy strongholds.

Over the years MOMODESIGN has evolved but the Design Studio has maintained its fundamental creativity role: a wide open plan laboratory, offices with every kind of materials, colours, instruments, designers, architects and stylists, this eclectic team perceives every signal from the external world.

Main role of the Design Studio is the definition and planning of objects with an unmistakable, personal and characterising trait; MOMODESIGN objects.

The guarantee of a licensed products is given by the choice of collaborating only with companies that have as a common denominator quality, handcraft products and innovation as well as a successful international distribution network.



PAOLO VILLA

Paolo Villa Industrial Design is an award-winning design consultancy which has developed a wide range of successful products for more than 25 years.

Made up of a team of fresh and talented designers working with enthusiasm, creativity and rigor, our design experience spans many product fields. We have a solid list of renowned international leading clients that we help to create and bring to market outstanding products.

We continually research tools and processes and bring the most up-to-date technologies to bear on our projects.



NAVA+AROSIO

Paolo Emanuele Nava and Luca Maria Arosio are Nava + Arosio.

In 2012, they both obtained the honours degree in Product Design presenting a project called "Maniacal Mirrors".















Working on different projects for prestigious firms like Rubelli, Lago, Riva1920, Italamp and in collaboration with Paolo Nava Design Studio, they begin to experience a humanistic design, that is to say a design in which the person is the center, with his/her material and immaterial needs.

The studio, has been gaining prestigious international awards, with several projects published by the most important mastheads of the sector.

LEGEND

FLOODLIGHTS

from 20 to 147

								
101600 Qubo	101100 Flash	109000 Book	101000 Case	101700 Flamingo	102100 Coiny	101300 Twist	101200 City wall	101500 Zeus
.20	.42	.50	.52	.62	.70	.72	.76	.78
								
101400 Ring	101900 Nanospot	102200 Nanospot Steel	107000 Jet	101800 Lightbeam	108000 Laser			
.88	.114	.128	.138	.142	.144			

IN-GROUND

from 150 to 257

								
207000 Terra	201000 Hydrofloor	206000 Hydrofloor invisita	202000 Hydroquadro	205000 Hydrofloor vetro	208000 Face-Up	209000 Hydrofloor Nano Linear	203000 Line	204000 Line vetro
.150	.176	.216	.222	.228	.230	.238	.248	.252


















UNDERWATER

from 260 to 275

			
301000 Scuba	303000 Pool	305000 Dive	306000 Hydroflex Underwater
.260	.264	.268	.272

WALL MOUNTING

from 278 to 401

								
401100 Wave	402600 Tech evo	403100 Nanowall	401000 Tech	401900 Tech steel	403200 Wallbox	402500 Tag	402800 Frame	401700 Eclipse
.278	.282	.286	.314	.325	.330	.340	.344	.352
								
401600 Surf	402100 Hydrocove	401800 Hydroflex	402900 Hydroflex Optics	403000 Line-B	402700 Grazer	402400 Horizon	406000 Target	
.364	.374	.376	.382	.384	.390	.392	.398	

WALL-RECESSED

from 404 to 433



505000 Nanostep	504000 Surf Recess	503000 Line step	502000 Step
.404	.414	.420	.422

BOLLARDS

from 436 to 479



601800 Boulevard Mini	609000 Boulevard	601700 Sector	601500 Promenade	601900 Scout	602300 Coiny	602100 Tron	601600 Periscope	602200 Alder
.436	.438	.446	.452	.456	.458	.462	.468	.474

DOWNLIGHTS

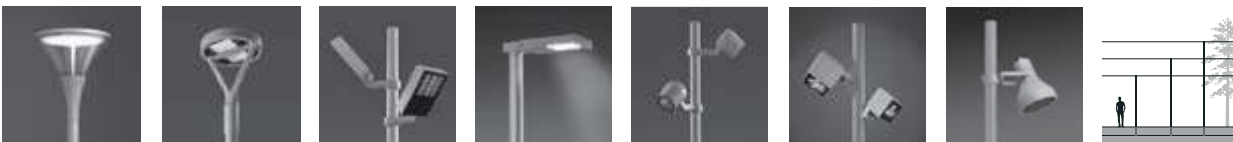
from 482 to 527



709000 Nano Downlight	701400 Nano Linear Downlight	708000 Tag 03	701300 Cielo	701100 Qubo Downlight	701200 Cylinder	707000 Tech steel 03
.482	.488	.494	.496	.510	.518	.526

URBAN LIGHTS

from 530 to 601



809000 Plaza	802000 City	806000 Zeus Pole	803000 Book pole-top	807000 Ring Pole	808000 Qubo Pole	805000 Flash pole	809900 Poles & accessories
.530	.536	.546	.558	.562	.580	.584	.598



FLOODLIGHTS

luminaire	lumen package	page
101600 QUBO	145 - 5.265	20
101100 FLASH	650 - 4.980	42
109000 BOOK	1040 - 3.000	50
101000 CASE	104 - 4.900	52
101700 FLAMINGO	90 - 520	62
102100 COINY	375 - 410	70
101300 TWIST	270 - 2.464	72
101200 CITY WALL	3456 - 6.912	76
101500 ZEUS	710 - 5.516	78
101400 RING	145 - 10.200	88
101900 NANOSPOT	145 - 1.050	114
102200 NANOSPOT STEEL	145 - 735	128
107000 JET	139 - 943	138
101800 LIGHTBEAM	2.702 - 12.383	142
108000 LASER	400 - 4.800	144





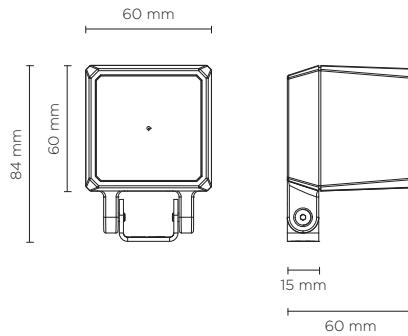


101601

QUBO MICRO HP

Designed by
NAVA + AROSIO

Floodlight for outdoor installation on a façade/wall, with U shape fixing bracket allowing vertical adjustment of +90° / -40°. Phospho-chromatised and polyester powder coated die-cast copper-free aluminium base and head, tempered safety glass, moulded silicone gaskets, with screws in stainless steel. Remote 24V DC power supply needed, with 1 x CREE "XHP35" LED. IP66 rating.



light source	light beam options	lumen output (lm)	lumin. efficacy (lm/w)
3000°K warm-white			
high-power led	4°	510	85.00
high-power led	10°	489	81.50
high-power led	28°	474	79.00
4000°K neutral-white			
high-power led	4°	520	86.67
high-power led	10°	499	83.17
high-power led	28°	484	80.67
2700°K CCT available on request			

Finish color options:

- Textured Grey
RAL 9006
- Anthracite Grey
RAL 7016
- Matt Black
(on request)

Technical features



Technical data

Wattage	6 WATT
IP Rating	IP66
IK Rating	IK10
Material	High corrosion resistance die-cast copper-free aluminum body
Coating	Polyester powder coating with phosphochromating pre-finish
Light source	1 x CREE "XHP35" LED
Screws	Stainless steel
Remote driver	Constant voltage 24V DC
Gasket	Silicone rubber
Glass	Tempered
Power cable	1 mt. power cable included
Gross weight	0,70 Kg



OTHER VIEW



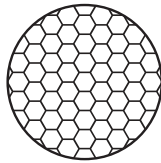
OPTIONAL

AC044
SPIKE

AC071
HONEYCOMB LOUVER


AC075
ANTI-GLARE VISOR

AC038
TREE STRAP



remote driver selection

brand	manufacturer code	type	watt	IP rate	numbers of fixtures
Meanwell	LPV-20-24	constant voltage 24V DC	20W	IP67	min 1 - max 3
Meanwell	LPV-35-24	constant voltage 24V DC	35W	IP67	min 1 - max 5
Meanwell	LPV-60-24	constant voltage 24V DC	60W	IP67	min 1 - max 9



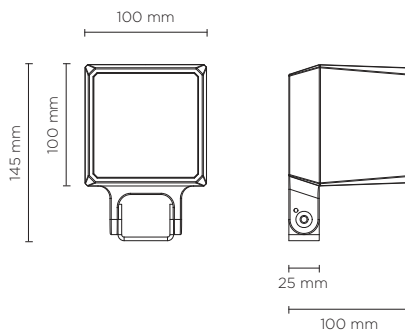


101602

QUBO MINI COB

Designed by
NAVA + AROSIO

Floodlight for outdoor installation on a façade/wall, with U shape fixing bracket allowing vertical adjustment of +90° / -40°. Phospho-chromatised and polyester powder coated die-cast copper-free aluminium base and head, tempered safety glass, moulded silicone gaskets, with screws in stainless steel. Built-in LED driver, with 1 COB CREE "CXB 1310" LED. IP66 rating.



light source	light beam options	lumen output (lm)	lumin. efficacy (lm/w)
3000°K warm-white			
cob led	14°	1.100	110
cob led	35°	1.060	106
cob led	55°	1.000	100
4000°K neutral-white			
cob led	14°	1.200	120
cob led	35°	1.140	114
cob led	55°	1.083	108
2700°K CCT available on request			

Finish color options:

- Textured Grey RAL 9006
- Anthracite Grey RAL 7016
- Matt Black (on request)

Technical features



Available on request



Technical data

Wattage	10 WATT
IP Rating	IP66
IK Rating	IK10
Material	High corrosion resistance die-cast copper-free aluminum body
Coating	Polyester powder coating with phosphochromating pre-finish
Light source	1 x COB CREE "CXB 1310" LED
Screws	Stainless steel
Transformer	Electrical power supply 220/240V 50/60Hz built-in
Gasket	Silicone rubber
Glass	Tempered
Power cable	1 mt. power cable included
Gross weight	1,30 Kg



OTHER VIEW

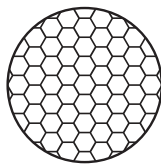


OPTIONAL

AC044
SPIKE




AC072
HONEYCOMB LOUVER



AC076
ANTI-GLARE VISOR



AC038
TREE STRAP



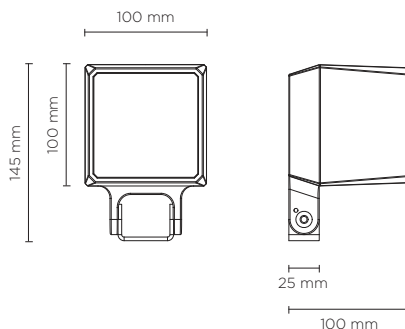


101605

QUBO MINI HP

Designed by
NAVA + AROSIO

Floodlight for outdoor installation on a façade/wall, with U shape fixing bracket allowing vertical adjustment of +90° / -40°. Phospho-chromatised and polyester powder coated die-cast copper-free aluminium base and head, tempered safety glass, moulded silicone gaskets, with screws in stainless steel. Built-in LED driver, with 1 x CREE "XHP35" LED. IP66 rating.



light source	light beam options	lumen output (lm)	lumin. efficacy (lm/w)
3000°K warm-white			
high-power led	4°	690	86.25
high-power led	10°	662	82.75
high-power led	28°	642	80.25
4000°K neutral-white			
high-power led	4°	703	87.88
high-power led	10°	676	84.50
high-power led	28°	656	82.00
2700°K CCT available on request			

Finish color options:

- Textured Grey RAL 9006
- Anthracite Grey RAL 7016
- Matt Black (on request)

Technical features




Available on request



Technical data

Wattage	8 WATT
IP Rating	IP66
IK Rating	IK10
Material	High corrosion resistance die-cast copper-free aluminum body
Coating	Polyester powder coating with phosphochromating pre-finish
Light source	1 x CREE "XHP35" LED
Screws	Stainless steel
Transformer	Electrical power supply 220/240V 50/60Hz built-in
Gasket	Silicone rubber
Glass	Tempered
Power cable	1 mt. power cable included
Gross weight	1,30 Kg



OTHER VIEW

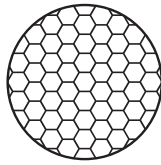


OPTIONAL

AC044
SPIKE




AC072
HONEYCOMB LOUVER



AC076
ANTI-GLARE VISOR



AC038
TREE STRAP



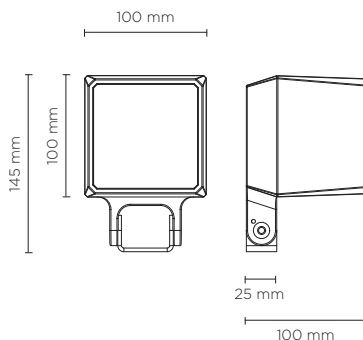


101605RGBW

QUBO MINI DMX RGBW

Designed by
NAVA + AROSIO

Floodlight for outdoor installation on a façade/wall, with U shape fixing bracket allowing vertical adjustment of +90° / -40°. Phospho-chromatised and polyester powder coated die-cast copper-free aluminium base and head, tempered safety glass, moulded silicone gaskets, with screws in stainless steel. Remote 24V DC power supply needed, DMX driver integrated; with 1 x CREE "XML" RGBW LED. IP66 rating.

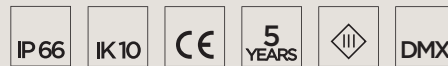


light source	light beam options	lumen output (lm)	lumin. efficacy (lm/w)
RGBW			
high-power led	12°	160	35.55
high-power led	25°	152	33.78
high-power led	35°	145	32.23

Finish color options:

- Textured Grey
RAL 9006
- Anthracite Grey
RAL 7016
- Matt Black
(on request)

Technical features



Technical data

Wattage	4.5 WATT
IP Rating	IP66
IK Rating	IK10
Material	High corrosion resistance die-cast copper-free aluminum body
Coating	Polyester powder coating with phosphochromating pre-finish
Light source	1 x CREE "XML" COLOR RGBW LED
Screws	Stainless steel
DMX	DMX interface integrated
Remote driver	Constant voltage 24V DC remote driver needed
Gasket	Silicone rubber
Glass	Tempered
Power cable	1 mt. power cable included
DMX cable	DMX in & DMX out cables included
Gross weight	1,30 Kg

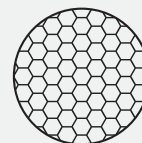
AC044
SPIKE



AC076
ANTI-GLARE VISOR



AC072
HONEYCOMB LOUVER



AC038
TREE STRAP



DMX ACCESSORIES

CONTROLLERS, SPLITTERS, ETC...

To be defined together with puk technical department, according to project specifications and after providing installation details.



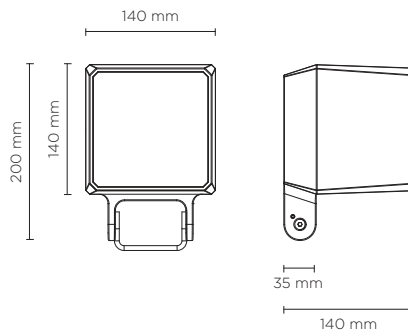


101603

QUBO MEDIUM COB

Designed by
NAVA + AROSIO

Floodlight for outdoor installation on a façade/wall, with U shape fixing bracket allowing vertical adjustment of +90° / -40°. Phospho-chromatised and polyester powder coated die-cast copper-free aluminium base and head, tempered safety glass, moulded silicone gaskets, with screws in stainless steel. Built-in LED driver, with 1 COB CREE "CXB 1512" LED. IP66 rating.



light source	light beam options	lumen output (lm)	lumin. efficacy (lm/w)
3000°K warm-white			
cob led	14°	1.900	118.75
cob led	35°	1.813	113.31
cob led	55°	1.722	107.62
4000°K neutral-white			
cob led	14°	2.000	125.00
cob led	35°	1.900	118.75
cob led	55°	1.805	112.81
2700°K CCT available on request			

Finish color options:

- Textured Grey RAL 9006
- Anthracite Grey RAL 7016
- Matt Black (on request)

Technical features



Available on request



Technical data

Wattage	16 WATT
IP Rating	IP66
IK Rating	IK10
Material	High corrosion resistance die-cast copper-free aluminum body
Coating	Polyester powder coating with phosphochromating pre-finish
Light source	1 x COB CREE "CXB 1512" LED
Screws	Stainless steel
Transformer	Electrical power supply 220/240V 50/60Hz built-in
Gasket	Silicone rubber
Glass	Tempered
Power cable	1 mt. power cable included
Gross weight	3,10 Kg



OTHER VIEW

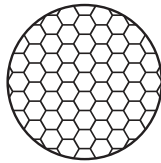


OPTIONAL

AC044
SPIKE



AC073
HONEYCOMB LOUVER



AC077
ANTI-GLARE VISOR




AC038
TREE STRAP



OPTIONAL

LUMINAIRE SUITABLE
FOR POLE MOUNTING
IN SINGLE OR MULTIPLE
COMBINATIONS



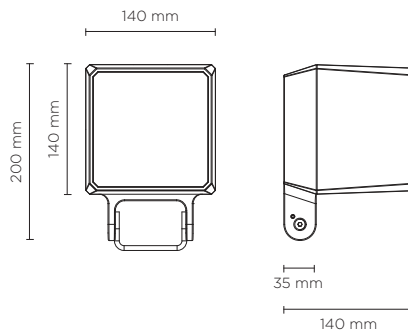


101606

QUBO MEDIUM HP

Designed by
NAVA + AROSIO

Floodlight for outdoor installation on a façade/wall, with U shape fixing bracket allowing vertical adjustment of +90° / -40°. Phospho-chromatised and polyester powder coated die-cast copper-free aluminium base and head, tempered safety glass, moulded silicone gaskets, with screws in stainless steel. Built-in LED driver, with 3 x CREE "XHP35" LED. IP66 rating.



light source	light beam options	lumen output (lm)	lumin. efficacy (lm/w)
3000°K warm-white			
high-power led	4°	2.050	102.50
high-power led	10°	2.000	100.00
high-power led	28°	1.950	97.50
4000°K neutral-white			
high-power led	4°	2.100	105.00
high-power led	10°	2.050	102.50
high-power led	28°	2.000	100.00
2700°K CCT available on request			

Finish color options:

- Textured Grey RAL 9006
- Anthracite Grey RAL 7016
- Matt Black (on request)

Technical features



Available on request



Technical data

Wattage	20 WATT
IP Rating	IP66
IK Rating	IK10
Material	High corrosion resistance die-cast copper-free aluminum body
Coating	Polyester powder coating with phosphochromating pre-finish
Light source	3 x CREE "XHP35" LED
Screws	Stainless steel
Transformer	Electrical power supply 220/240V 50/60Hz built-in
Gasket	Silicone rubber
Glass	Tempered
Power cable	1 mt. power cable included
Gross weight	3,10 Kg



OTHER VIEW

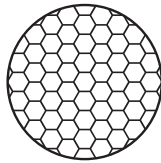


OPTIONAL

AC044
SPIKE



AC073
HONEYCOMB LOUVER



AC077
ANTI-GLARE VISOR




AC038
TREE STRAP



OPTIONAL

LUMINAIRE SUITABLE
FOR POLE MOUNTING
IN SINGLE OR MULTIPLE
COMBINATIONS



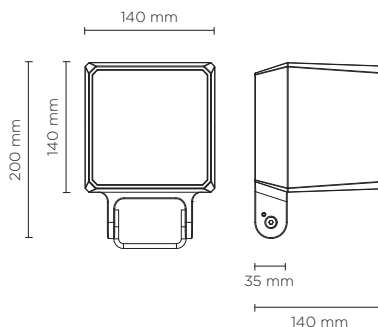


101606RGBW

QUBO MEDIUM DMX RGBW

Designed by
NAVA + AROSIO

Floodlight for outdoor installation on a façade/wall, with U shape fixing bracket allowing vertical adjustment of +90° / -40°. Phospho-chromatised and polyester powder coated die-cast copper-free aluminium base and head, tempered safety glass, moulded silicone gaskets, with screws in stainless steel. Built-in LED driver, DMX driver integrated; with 3 x CREE "XML" RGBW LED. IP66 rating.



light source	light beam options	lumen output (lm)	lumin. efficacy (lm/w)
RGBW			
high-power led	12°	480	34.28
high-power led	25°	468	33.43
high-power led	35°	457	32.65

Finish color options:

- Textured Grey RAL 9006
- Anthracite Grey RAL 7016
- Matt Black (on request)

Technical features



Available on request



Technical data

Wattage	14 WATT
IP Rating	IP66
IK Rating	IK10
Material	High corrosion resistance die-cast copper-free aluminum body
Coating	Polyester powder coating with phosphochromating pre-finish
Light source	3 x CREE "XML" COLOR RGBW LED
Screws	Stainless steel
DMX	DMX interface integrated
Transformer	Electrical power supply 220/240V 50/60Hz built-in
Gasket	Silicone rubber
Glass	Tempered
Power cable	1 mt. power cable included
DMX cable	DMX in & DMX out cables included
Gross weight	3,10 Kg

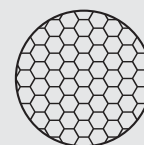
ACO44 SPIKE



ACO77 ANTI-GLARE VISOR



ACO73 HONEYCOMB LOUVER



ACO38 TREE STRAP



DMX ACCESSORIES CONTROLLERS, SPLITTERS, ETC...

To be defined together with puk technical department, according to project specifications and after providing installation details.



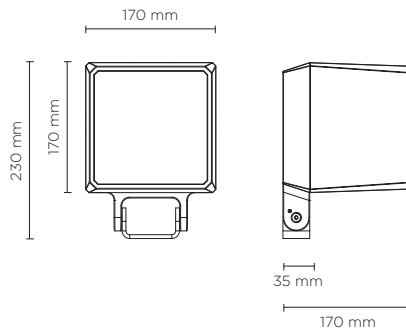


101604

QUBO MAXI COB

Designed by
NAVA + AROSIO

Floodlight for outdoor installation on a façade/wall, with U shape fixing bracket allowing vertical adjustment of +90° / -40°. Phospho-chromatised and polyester powder coated die-cast copper-free aluminium base and head, tempered safety glass, moulded silicone gaskets, with screws in stainless steel. Built-in LED driver, with 1 COB CREE "CXB 2540" LED. IP66 rating.



light source	light beam options	lumen output (lm)	lumin. efficacy (lm/w)
3000°K warm-white			
cob led	14°	4.950	117.85
cob led	35°	4.752	113.14
cob led	55°	4.560	108.57
4000°K neutral-white			
cob led	14°	5.265	125.36
cob led	35°	5.000	119.05
cob led	55°	4.770	113.57
2700°K CCT available on request			

Finish color options:

- Textured Grey RAL 9006
- Anthracite Grey RAL 7016
- Matt Black (on request)

Technical features



Available on request



Technical data

Wattage	42 WATT
IP Rating	IP66
IK Rating	IK10
Material	High corrosion resistance die-cast copper-free aluminum body
Coating	Polyester powder coating with phosphocromating pre-finish
Light source	1 x COB CREE "CXB 2540" LED
Screws	Stainless steel
Transformer	Electrical power supply 220/240V 50/60Hz built-in
Gasket	Silicone rubber
Glass	Tempered
Power cable	1 mt. power cable included
Gross weight	4,50 Kg



OTHER VIEW

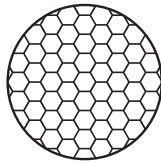


OPTIONAL

AC044
SPIKE



AC074
HONEYCOMB LOUVER



AC078
ANTI-GLARE VISOR




AC038
TREE STRAP



OPTIONAL

LUMINAIRE SUITABLE
FOR POLE MOUNTING
IN SINGLE OR MULTIPLE
COMBINATIONS



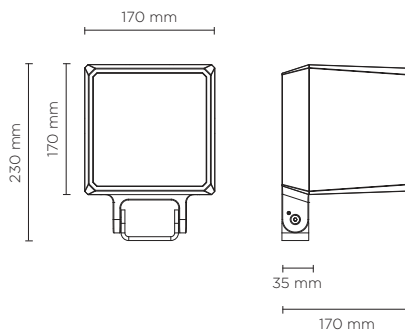


101607

QUBO MAXI HP

Designed by
NAVA + AROSIO

Floodlight for outdoor installation on a façade/wall, with U shape fixing bracket allowing vertical adjustment of +90° / -40°. Phospho-chromatised and polyester powder coated die-cast copper-free aluminium base and head, tempered safety glass, moulded silicone gaskets, with screws in stainless steel. Built-in LED driver, with 6 x CREE "XHP35" LED. IP66 rating.



light source	light beam options	lumen output (lm)	lumin. efficacy (lm/w)
3000°K warm-white			
high-power led	4°	4.300	113.15
high-power led	10°	4.260	112.10
high-power led	28°	4.210	110.79
4000°K neutral-white			
high-power led	4°	4.400	115.79
high-power led	10°	4.360	114.74
high-power led	28°	4.310	113.42
2700°K CCT available on request			

Finish color options:

- Textured Grey RAL 9006
- Anthracite Grey RAL 7016
- Matt Black (on request)

Technical features



Available on request



Technical data

Wattage	38 WATT
IP Rating	IP66
IK Rating	IK10
Material	High corrosion resistance die-cast copper-free aluminum body
Coating	Polyester powder coating with phosphochromating pre-finish
Light source	6 x CREE "XHP35" LED
Screws	Stainless steel
Transformer	Electrical power supply 220/240V 50/60Hz built-in
Gasket	Silicone rubber
Glass	Tempered
Power cable	1 mt. power cable included
Gross weight	4,50 Kg



OTHER VIEW

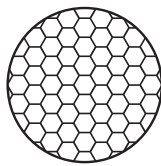


OPTIONAL

AC044
SPIKE



AC074
HONEYCOMB LOUVER



AC078
ANTI-GLARE VISOR




AC038
TREE STRAP



OPTIONAL

LUMINAIRE SUITABLE
FOR POLE MOUNTING
IN SINGLE OR MULTIPLE
COMBINATIONS



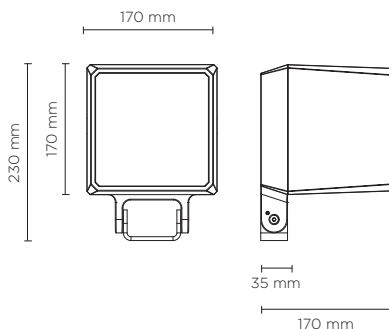


101607RGBW

QUBO MAXI DMX RGBW

Designed by
NAVA + AROSIO

Floodlight for outdoor installation on a façade/wall, with U shape fixing bracket allowing vertical adjustment of +90° / -40°. Phospho-chromatised and polyester powder coated die-cast copper-free aluminium base and head, tempered safety glass, moulded silicone gaskets, with screws in stainless steel. Built-in LED driver, DMX driver integrated; with 6 x CREE "XML" RGBW LED. IP66 rating.

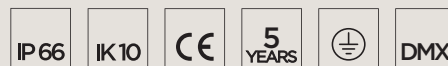


light source	light beam options	lumen output (lm)	lumin. efficacy (lm/w)
RGBW			
high-power led	12°	1.000	35.71
high-power led	25°	992	35.43
high-power led	35°	981	35.04

Finish color options:

- Textured Grey
RAL 9006
- Anthracite Grey
RAL 7016
- Matt Black
(on request)

Technical features



Available on request



Technical data

Wattage	28 WATT
IP Rating	IP66
IK Rating	IK10
Material	High corrosion resistance die-cast copper-free aluminum body
Coating	Polyester powder coating with phosphochromating pre-finish
Light source	6 x CREE "XML" COLOR RGBW LED
Screws	Stainless steel
DMX	DMX interface integrated
Transformer	Electrical power supply 220/240V 50/60Hz built-in
Gasket	Silicone rubber
Glass	Tempered
Power cable	1 mt. power cable included
DMX cable	DMX in & DMX out cables included
Gross weight	4,50 Kg

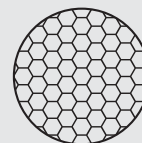
ACO44
SPIKE



ACO78
ANTI-GLARE VISOR



ACO74
HONEYCOMB LOUVER



ACO38
TREE STRAP



DMX ACCESSORIES CONTROLLERS, SPLITTERS, ETC...

To be defined together with puk technical department, according to project specifications and after providing installation details.

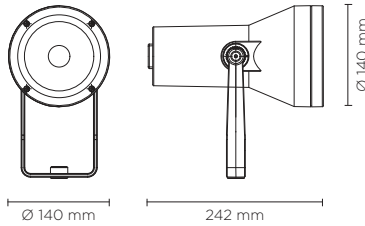




101101

FLASH MEDIUM

Round floodlight for outdoor installation on a façade/wall. Phospho-chromatised and polyester powder coated die-cast copper-free aluminium body, tempered safety glass, moulded silicone gasket and stainless steel screws. Built-in LED driver 220-240V 50-60Hz, with 5 CREE XP-G3 high-power LED. IP65 rating.



light source	light beam options	lumen output (lm)	lumin. efficacy (lm/w)
3000°K warm-white			
high-power led	10°	720	90.00
high-power led	30°	684	85.50
high-power led	45°	650	81.25
4000°K neutral-white			
high-power led	10°	750	93.75
high-power led	30°	713	89.13
high-power led	45°	677	84.63

Finish color options:

- Textured Grey RAL 9006
- Anthracite Grey RAL 7016
- Matt Black (on request)

Technical features



Available on request



Technical data

Wattage	8 WATT
IP Rating	IP65
IK Rating	IK09
Material	High corrosion resistance die-cast copper-free aluminum body
Coating	Polyester powder coating with phosphochromating pre-finish
Light source	NR. 5 CREE "XP-G3" LED
Screws	Stainless steel
Transformer	Electronic power supply 220/240V 50/60Hz built-in
Gasket	Silicone rubber
Glass	Tempered
Cable gland	Double nickel-plated brass cable gland PG11
Power cable	1 mt. neoprene power cable included
Gross weight	2,60 Kg

AC-026 Anti-glare visor for hydroflash medium



Graduated stainless steel insert

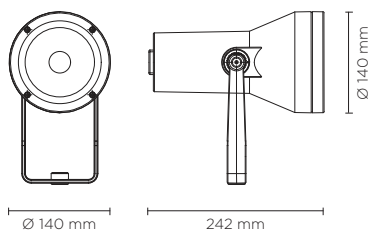






101102

FLASH MEDIUM COB

Round floodlight for outdoor installation on a façade/wall. Phospho-chromatised and polyester powder coated die-cast copper-free aluminium body, tempered safety glass, moulded silicone gasket and stainless steel screws. Built-in LED driver 220-240V 50-60Hz, with 1 CREE CXA 1512 COB LED. IP65 rating.



light source	light beam options	lumen output (lm)	lumin. efficacy (lm/w)
3000°K warm-white			
cob led	 35°	1.530	85.00
4000°K neutral-white			
cob led	 35°	1.700	94.44
2700°K CCT available on request			

Finish color options:

 Textured Grey
RAL 9006

 Anthracite Grey
RAL 7016

 Matt Black
(on request)

Technical features



Available on request



Technical data

Wattage	18 WATT
IP Rating	IP65
IK Rating	IK09
Material	High corrosion resistance die-cast copper-free aluminum body
Coating	Polyester powder coating with phosphochromating pre-finish
Light source	NR. 1 CREE CXA 1512 LED
Screws	Stainless steel
Transformer	Electronic power supply 220/240V 50/60Hz built-in
Gasket	Silicone rubber
Glass	Tempered
Cable gland	Double nickel-plated brass cable gland PG11
Power cable	1 mt. neoprene power cable included
Gross weight	2,60 Kg

AC-026 Anti-glare visor for hydroflash medium



Graduated stainless steel insert

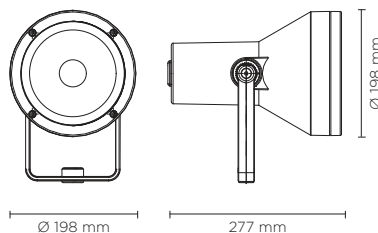




101103

FLASH MAXI

Round floodlight for outdoor installation on a façade/wall. Phospho-chromatised and polyester powder coated die-cast copper-free aluminium body, tempered safety glass, moulded silicone gasket and stainless steel screws. Built-in LED driver 220-240V 50-60Hz, with 8 CREE XP-G3 high-power LED. IP65 rating.



light source	light beam options	lumen output (lm)	lumin. efficacy (lm/w)
3000°K warm-white			
high-power led	10°	1.152	96.00
high-power led	30°	1.095	91.25
high-power led	45°	1.040	86.67
4000°K neutral-white			
high-power led	10°	1.200	100.00
high-power led	30°	1.140	95.00
high-power led	45°	1.083	90.25

2700°K CCT available on request

Finish color options:

- Textured Grey RAL 9006
- Anthracite Grey RAL 7016
- Matt Black (on request)

Technical features



Available on request



Technical data

Wattage	12 WATT
IP Rating	IP65
IK Rating	IK09
Material	High corrosion resistance die-cast copper-free aluminum body
Coating	Polyester powder coating with phosphochromating pre-finish
Light source	NR. 8 CREE "XP-G3" LED
Screws	Stainless steel
Transformer	Electronic power supply 220/240V 50/60Hz built-in
Gasket	Silicone rubber
Glass	Tempered
Cable gland	Double nickel-plated brass cable gland PG11
Power cable	1 mt. neoprene power cable included
Gross weight	3,50 Kg

AC-027 Anti-glare visor for hydroflash medium



Graduated stainless steel insert



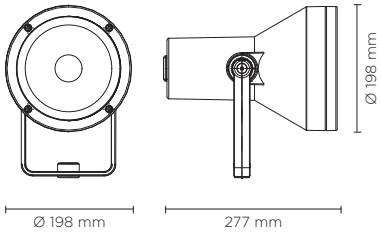




101104

FLASH MAXI COB

Round floodlight for outdoor installation on a façade/wall. Phospho-chromatised and polyester powder coated die-cast copper-free aluminium body, tempered safety glass, moulded silicone gasket and stainless steel screws. Built-in LED driver 220-240V 50-60Hz, with 1 CREE CXB 2530 COB LED. IP65 rating.



light source	light beam options	lumen output (lm)	lumin. efficacy (lm/w)
3000°K warm-white			
cob led	35°	3.100	86.10
4000°K neutral-white			
cob led	35°	3.300	91.66
2700°K CCT available on request			

Finish color options:

- Textured Grey RAL 9006
- Anthracite Grey RAL 7016
- Matt Black (on request)

Technical features



Available on request



Technical data

Wattage	36 WATT
IP Rating	IP65
IK Rating	IK09
Material	High corrosion resistance die-cast copper-free aluminum body
Coating	Polyester powder coating with phosphochromating pre-finish
Light source	NR. 1 CREE CXB 2530 LED
Screws	Stainless steel
Transformer	Electronic power supply 220/240V 50/60Hz built-in
Gasket	Silicone rubber
Glass	Tempered
Cable gland	Double nickel-plated brass cable gland PG11
Power cable	1 mt. neoprene power cable included
Gross weight	3,50 Kg

AC-027 Anti-glare visor for hydroflash medium



Graduated stainless steel insert



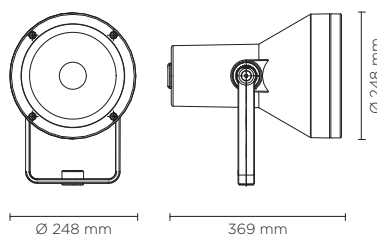




101105

FLASH MEGA

Round floodlight for outdoor installation on a façade/wall. Phospho-chromatised and polyester powder coated die-cast copper-free aluminium body, tempered safety glass, moulded silicone gasket and stainless steel screws. Built-in LED driver 220-240V 50-60Hz, with 15 CREE XP-G2 high-power LED. IP65 rating.



light source	light beam options	lumen output (lm)	lumin. efficacy (lm/w)
3000°K warm-white			
high-power led	10°	2.160	98.18
high-power led	30°	2.052	93.27
high-power led	45°	1.949	88.60
4000°K neutral-white			
high-power led	10°	2.250	102.28
high-power led	30°	2.137	97.14
high-power led	45°	2.030	92.27
2700°K CCT available on request			

Finish color options:

- Textured Grey RAL 9006
- Anthracite Grey RAL 7016
- Matt Black (on request)

Technical features



Available on request



Technical data

Wattage	22 WATT
IP Rating	IP65
IK Rating	IK09
Material	High corrosion resistance die-cast copper-free aluminum body
Coating	Polyester powder coating with phosphochromating pre-finish
Light source	NR. 15 CREE "XP-G2" LED
Screws	Stainless steel
Transformer	Electronic power supply 220/240V 50/60Hz built-in
Gasket	Silicone rubber
Glass	Tempered
Cable gland	Double nickel-plated brass cable gland PG11
Power cable	1 mt. neoprene power cable included
Gross weight	5,00 Kg

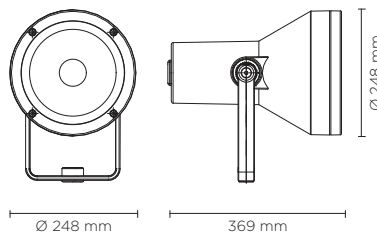




101106

FLASH MEGA COB

Round floodlight for outdoor installation on a façade/wall. Phospho-chromatised and polyester powder coated die-cast copper-free aluminium body, tempered safety glass, moulded silicone gasket and stainless steel screws. Built-in LED driver 220-240V 50-60Hz, with 1 CREE CXB 3070 COB LED. IP65 rating.



light source	light beam options	lumen output (lm)	lumin. efficacy (lm/w)
3000°K warm-white			
cob led	35°	4.730	86.00
4000°K neutral-white			
cob led	35°	4.980	90.54
2700°K CCT available on request			

Finish color options:

- Textured Grey
RAL 9006
- Anthracite Grey
RAL 7016
- Matt Black
(on request)

Technical features



Available on request



Technical data

Wattage	55 WATT
IP Rating	IP65
IK Rating	IK09
Material	High corrosion resistance die-cast copper-free aluminium body
Coating	Polyester powder coating with phosphochromating pre-finish
Light source	NR. 1 CREE CXB 3070 COB LED
Screws	Stainless steel
Transformer	Electronic power supply 220/240V 50/60Hz built-in
Gasket	Silicone rubber
Glass	Tempered
Cable gland	Double nickel-plated brass cable gland PG11
Power cable	1 mt. neoprene power cable included
Gross weight	5,00 Kg

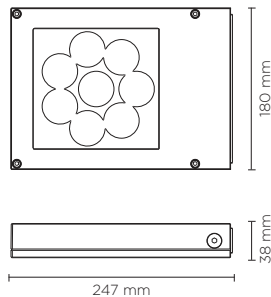




109001

BOOK MEDIUM

Square floodlight for outdoor installation on a façade/wall. Phospho-chromatised and polyester powder coated die-cast copper-free aluminium body, tempered safety glass, moulded silicone gasket and stainless steel screws. Built-in LED driver 220-240V 50-60Hz, with 8 CREE XP-G3 LED. IP65 rating.



light source	light beam options	lumen output (lm)	lumin. efficacy (lm/w)
3000°K warm-white			
high-power led	10°	1.152	96.00
high-power led	30°	1.095	91.25
high-power led	45°	1.040	86.67
4000°K neutral-white			
high-power led	10°	1.200	100.00
high-power led	30°	1.140	95.00
high-power led	45°	1.083	90.25
2700°K CCT available on request			

Finish color options:

- Textured Grey RAL 9006
- Anthracite Grey RAL 7016
- Matt Black (on request)


Technical features



Technical data

Wattage	12 WATT
IP Rating	IP65
IK Rating	IK08
Material	High corrosion resistance die-cast copper-free aluminum body
Coating	Polyester powder coating with phosphochromating pre-finish
Light source	NR. 8 CREE "XP-G3" LED
Screws	Stainless steel
Transformer	Electronic power supply 220/240V 50/60Hz built-in
Gasket	Silicone rubber
Glass	Tempered
Cable gland	Double nickel-plated brass cable gland PG9
Power cable	1 mt. neoprene power cable included
Gross weight	2,50 Kg

SHORT FIXING BRACKET

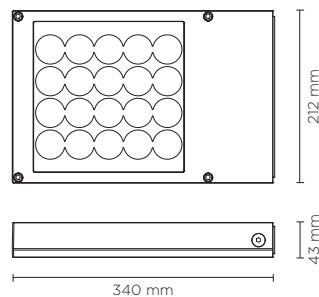




109002

BOOK MAXI

Square floodlight for outdoor installation on a façade/wall. Phospho-chromatised and polyester powder coated die-cast copper-free aluminium body, tempered safety glass, moulded silicone gasket and stainless steel screws. Built-in LED driver 220-240V 50-60Hz, with 20 CREE XP-G3 LED. IP65 rating.



light source	light beam options	lumen output (lm)	lumin. efficacy (lm/w)
3000°K warm-white			
high-power led	10°	2.880	96.00
high-power led	30°	2.736	91.20
high-power led	45°	2.600	86.67
4000°K neutral-white			
high-power led	10°	3.000	100.00
high-power led	30°	2.850	95.00
high-power led	45°	2.708	90.26
2700°K CCT available on request			

Finish color options:

- Textured Grey RAL 9006
- Anthracite Grey RAL 7016
- Matt Black (on request)

Technical features




Available on request




Technical data

Wattage	30 WATT
IP Rating	IP65
IK Rating	IK08
Material	High corrosion resistance die-cast copper-free aluminum body
Coating	Polyester powder coating with phosphocromating pre-finish
Light source	NR. 20 CREE "XP-G3" LED
Screws	Stainless steel
Transformer	Electronic power supply 220/240V 50/60Hz built-in
Gasket	Silicone rubber
Glass	Tempered
Cable gland	Double nickel-plated brass cable gland PG9
Power cable	1 mt. neoprene power cable included
Gross weight	2,80 Kg

SHORT FIXING BRACKET




MEDIUM FIXING BRACKET



BOTH included in the standard package

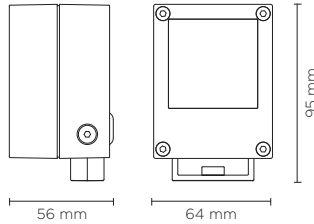




101001

CASE MICRO

Square small floodlight for outdoor installation on a façade/wall. Phospho-chromatised and polyester powder coated die-cast copper-free aluminium body, tempered safety glass, moulded silicone gasket and stainless steel screws. Built-in LED driver 220-240V 50-60Hz, with 1 CREE XP-G3 LED. IP65 rating.



light source	light beam options	lumen output (lm)	lumin. efficacy (lm/w)
3000°K warm-white			
high-power led	10°	115	115.00
high-power led	30°	110	110.00
high-power led	45°	104	104.00
4000°K neutral-white			
high-power led	10°	120	120.00
high-power led	30°	114	114.00
high-power led	45°	109	109.00
2700°K CCT available on request			

Finish color options:

- Textured Grey RAL 9006
- Anthracite Grey RAL 7016
- Matt Black (on request)

Technical features



Technical data


Wattage	1 WATT
IP Rating	IP65
IK Rating	IK08
Material	High corrosion resistance die-cast copper-free aluminum body
Coating	Polyester powder coating with phosphochromating pre-finish
Light source	NR. 1 x 1W CREE "XP-G3" LED
Screws	Stainless steel
Transformer	Electronic power supply 220/240V 50/60Hz built-in
Gasket	Silicone rubber
Glass	Tempered
Cable gland	Nickel-plated brass cable gland PG9
Power cable	1 mt. neoprene power cable included
Gross weight	0,55 Kg

101002 - with EXTENDED FIXING BRACKET OPTION



AC001 EARTH SPIKE


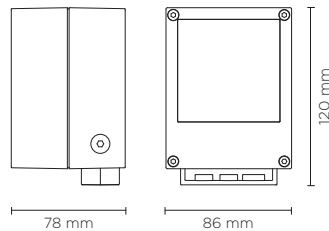




101003

CASE MINI

Square small floodlight for outdoor installation on a façade/wall. Phospho-chromatised and polyester powder coated die-cast copper-free aluminium body, tempered safety glass, moulded silicone gasket and stainless steel screws. Built-in LED driver 220-240V 50-60Hz, with 3 CREE XP-G3 LED. IP65 rating.



light source*	light beam options	lumen output (lm)	lumin. efficacy (lm/w)
3000°K warm-white			
high-power led	10°	346	115.33
high-power led	30°	329	109.66
high-power led	45°	312	104.00
4000°K neutral-white			
high-power led	10°	360	120.00
high-power led	30°	342	114.00
high-power led	45°	325	108.33
2700°K CCT available on request			

Finish color options:

- Textured Grey RAL 9006
- Anthracite Grey RAL 7016
- Matt Black (on request)

Technical features



Technical data

Wattage	3 WATT
IP Rating	IP65
IK Rating	IK08
Material	High corrosion resistance die-cast copper-free aluminum body
Coating	Polyester powder coating with phosphochromating pre-finish
Light source	NR. 3 x 1W CREE "XP-G3" LED
Screws	Stainless steel
Transformer	Electronic power supply 220/240V 50/60Hz built-in
Gasket	Silicone rubber
Glass	Tempered
Cable gland	Nickel-plated brass cable gland PG9
Power cable	1 mt. neoprene power cable included
Gross weight	0,80 Kg

101004 - with EXTENDED FIXING BRACKET OPTION



AC001 EARTH SPIKE



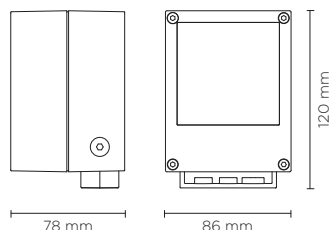


101012M

CASE MINI GU10

Square small floodlight for outdoor installation on a façade/wall.

Phospho-chromatised and polyester powder coated die-cast copper-free aluminium body, tempered safety glass, moulded silicone gasket and stainless steel screws. GU10 LED / halogen. IP65 rating.



light source	light color	light beam options
GU10 LED / HALOGEN	SEE BULB FEATURES	SEE BULB FEATURES

Finish color options:

 Textured Grey RAL 9006	 Anthracite Grey RAL 7016	 Matt Black (on request)
--	---	--


Technical features




Technical data

Wattage	50 WATT MAX
IP Rating	IP65
IK Rating	IK08
Material	High corrosion resistance die-cast copper-free aluminum body
Coating	Polyester powder coating with phosphochromating pre-finish
Light source	GU10 base, MAX 50W
Screws	Stainless steel
Gasket	Silicone rubber
Glass	Tempered
Cable gland	Nickel-plated brass cable gland PG9
Power cable	1 mt. neoprene power cable included
Gross weight	0,80 Kg

101004 - LED, 101013M - GU 10 with EXTENDED FIXING BRACKET OPTION



AC001 EARTH SPIKE



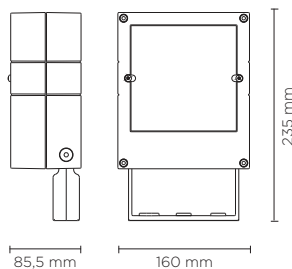


101006

CASE MEDIUM

Square floodlight for outdoor installation on a façade/wall. Phospho-chromatised and polyester powder coated die-cast copper-free aluminium body, tempered safety glass, moulded silicone gasket and stainless steel screws.

Built-in LED driver 220-240V 50-60Hz, with 5 CREE XP-G3 LED. IP65 rating.



light source	light beam options	lumen output (lm)	lumin. efficacy (lm/w)
3000°K warm-white			
high-power led	10°	720	90.00
high-power led	30°	684	85.50
high-power led	45°	650	81.25
4000°K neutral-white			
high-power led	10°	750	93.75
high-power led	30°	713	89.13
high-power led	45°	677	84.63

2700°K CCT available on request

Finish color options:

- Textured Grey RAL 9006
- Anthracite Grey RAL 7016
- Matt Black (on request)

Technical features



Available on request



Technical data

Wattage	8 WATT
IP Rating	IP65
IK Rating	IK08
Material	High corrosion resistance die-cast copper-free aluminum body
Coating	Polyester powder coating with phosphochromating pre-finish
Light source	NR. 5 x 1.5W CREE "XP-G3" LED
Screws	Stainless steel
Transformer	Electronic power supply 220/240V 50/60Hz built-in
Gasket	Silicone rubber
Glass	Tempered
Cable gland	Double nickel-plated brass cable gland PG11
Power cable	1 mt. neoprene power cable included
Gross weight	2,00 Kg

SHORT FIXING BRACKET





MEDIUM FIXING BRACKET



BOTH included in the standard package

101007 - EXTENDED FIXING BRACKET OPTION



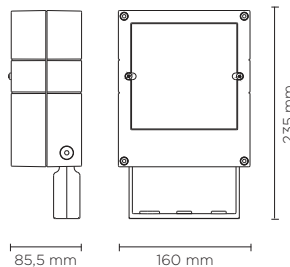


101006RGBW

CASE MEDIUM DMX RGBW

Square floodlight for outdoor installation on a façade/wall. Phospho-chromatised and polyester powder coated die-cast copper-free aluminium body, tempered safety glass, moulded silicone gasket and stainless steel screws.

Built-in LED driver, DMX driver integrated; with 3 x CREE "XML" RGBW LED. IP65 rating.



DMX ACCESSORIES CONTROLLERS, SPLITTERS, ETC...

To be defined together with puk technical department, according to project specifications and after providing installation details.

light source*	light beam options	lumen output (lm)	lumin. efficacy (lm/w)
RGBW			
high-power led	12°	480	34.28
high-power led	25°	468	33.43
high-power led	35°	457	32.65

Finish color options:

- Textured Grey RAL 9006
- Anthracite Grey RAL 7016
- Matt Black (on request)

Technical features



Available on request



Technical data

Wattage	14 WATT
IP Rating	IP65
IK Rating	IK08
Material	High corrosion resistance die-cast copper-free aluminum body
Coating	Polyester powder coating with phosphochromating pre-finish
Light source	3 x CREE "XML" COLOR RGBW LED
Screws	Stainless steel
DMX	DMX interface integrated
Transformer	Electrical power supply 220/240V 50/60Hz built-in
Gasket	Silicone rubber
Glass	Tempered
Power cable	1 mt. power cable included
DMX cable	DMX IN cable included
Gross weight	2,00 Kg

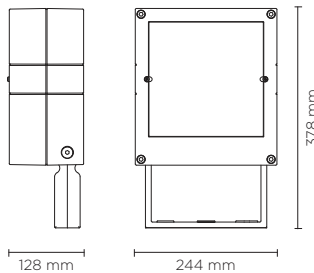


101008

CASE MAXI

Square floodlight for outdoor installation on a façade/wall. Phospho-chromatised and polyester powder coated die-cast copper-free aluminium body, tempered safety glass, moulded silicone gasket and stainless steel screws.

Built-in LED driver 220-240V 50-60Hz, with 8 CREE XP-G3 LED. IP65 rating.



light source*	light beam options	lumen output (lm)	lumin. efficacy (lm/w)
3000°K warm-white			
high-power led	10°	1.152	96.00
high-power led	30°	1.095	91.25
high-power led	45°	1.040	86.67
4000°K neutral-white			
high-power led	10°	1.200	100.00
high-power led	30°	1.140	95.00
high-power led	45°	1.083	90.25

2700°K CCT available on request

Finish color options:

- Textured Grey RAL 9006
- Anthracite Grey RAL 7016
- Matt Black (on request)

Technical features



Available on request



Technical data

Wattage	12 WATT
IP Rating	IP65
IK Rating	IK08
Material	High corrosion resistance die-cast copper-free aluminum body
Coating	Polyester powder coating with phosphochromating pre-finish
Light source	NR. 8 x 1.5W CREE "XP-G3" LED
Screws	Stainless steel
Transformer	Electronic power supply 220/240V 50/60Hz built-in
Gasket	Silicone rubber
Glass	Tempered
Cable gland	Double nickel-plated brass cable gland PG11
Power cable	1 mt. neoprene power cable included
Gross weight	5,00 Kg

SHORT FIXING BRACKET





MEDIUM FIXING BRACKET



BOTH included in the standard package

101009 - EXTENDED FIXING BRACKET OPTION



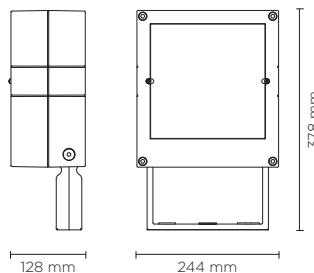


101008RGBW

CASE MAXI DMX RGBW

Square floodlight for outdoor installation on a façade/wall. Phospho-chromatised and polyester powder coated die-cast copper-free aluminium body, tempered safety glass, moulded silicone gasket and stainless steel screws.

Built-in LED driver, DMX driver integrated; with 6 x CREE "XML" RGBW LED. IP65 rating.



DMX ACCESSORIES CONTROLLERS, SPLITTERS, ETC...

To be defined together with puk technical department, according to project specifications and after providing installation details.

light source*	light beam options	lumen output (lm)	lumin. efficacy (lm/w)
RGBW			
high-power led	12°	1.000	35.71
high-power led	25°	992	35.43
high-power led	35°	981	35.04

Finish color options:

Textured Grey
RAL 9006

Anthracite Grey
RAL 7016

Matt Black
(on request)

Technical features



Available on request



Technical data

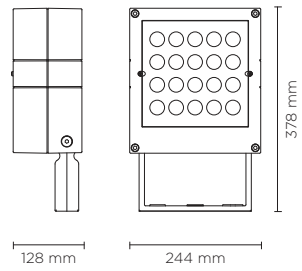
Wattage	28 WATT
IP Rating	IP66
IK Rating	IK08
Material	High corrosion resistance die-cast copper-free aluminum body
Coating	Polyester powder coating with phosphochromating pre-finish
Light source	6 x CREE "XML" COLOR RGBW LED
Screws	Stainless steel
DMX	DMX interface integrated
Transformer	Electrical power supply 220/240V 50/60Hz built-in
Gasket	Silicone rubber
Glass	Tempered
Power cable	1 mt. power cable included
DMX cable	DMX IN cable included
Gross weight	5,00 Kg



101014

CASE MAXI-20

Square floodlight for outdoor installation on a façade/wall. Phospho-chromatised and polyester powder coated die-cast copper-free aluminium body, tempered safety glass, moulded silicone gasket and stainless steel screws. Built-in LED driver 220-240V 50-60Hz, with 20 CREE XP-G3 LED. IP65 rating.



light source*	light beam options	lumen output (lm)	lumin. efficacy (lm/w)
3000°K warm-white			
high-power led	10°	2.880	96.00
high-power led	30°	2.736	91.20
high-power led	45°	2.600	86.67
4000°K neutral-white			
high-power led	10°	3.000	100.00
high-power led	30°	2.850	95.00
high-power led	45°	2.708	90.26
2700°K CCT available on request			

Finish color options:

- Textured Grey
RAL 9006
- Anthracite Grey
RAL 7016
- Matt Black
(on request)

Technical features



Available on request



Technical data

Wattage	30 WATT
IP Rating	IP65
IK Rating	IK08
Material	High corrosion resistance die-cast copper-free aluminum body
Coating	Polyester powder coating with phosphochromating pre-finish
Light source	NR. 20 x 1.5W CREE "XP-G3" LED
Screws	Stainless steel
Transformer	Electronic power supply 220/240V 50/60Hz built-in
Gasket	Silicone rubber
Glass	Tempered
Cable gland	Double nickel-plated brass cable gland PG11
Power cable	1 mt. neoprene power cable included
Gross weight	5,50 Kg

SHORT FIXING BRACKET



MEDIUM FIXING BRACKET



BOTH included in the standard package

101009 - EXTENDED FIXING BRACKET OPTION


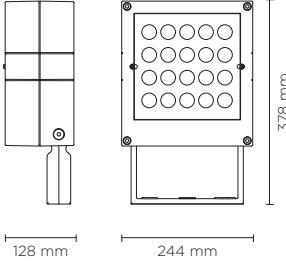




101016

CASE MAXI-20 PRO

Square floodlight for outdoor installation on a façade/wall. Phospho-chromatised and polyester powder coated die-cast copper-free aluminium body, tempered safety glass, moulded silicone gasket and stainless steel screws. Built-in LED driver 220-240V 50-60Hz, with 20 CREE XP-L LED. IP65 rating.



light source*	light beam options	lumen output (lm)	lumin. efficacy (lm/w)
3000°K warm-white			
high-power led	10°	4.900	98.00
high-power led	30°	4.650	93.00
high-power led	45°	4.420	88.40

* Other light colors available on request: Neutral-White

- Finish color options:**
- Textured Grey RAL 9006
 - Anthracite Grey RAL 7016
 - Matt Black (on request)

Technical features



Technical data

Wattage	50 WATT
IP Rating	IP65
IK Rating	IK08
Material	High corrosion resistance die-cast copper-free aluminum body
Coating	Polyester powder coating with phosphochromating pre-finish
Light source	NR. 20 CREE "XP-L" LED
Screws	Stainless steel
Transformer	Electronic power supply 220/240V 50/60Hz built-in
Gasket	Silicone rubber
Glass	Tempered
Cable gland	Double nickel-plated brass cable gland PG11
Power cable	1 mt. neoprene power cable included
Gross weight	5,20 Kg

SHORT FIXING BRACKET





MEDIUM FIXING BRACKET



BOTH included in the standard package

EXTENDED FIXING BRACKET OPTION





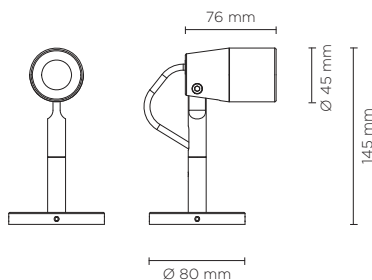


101701

FLAMINGO MICRO

Designed by
NAVA + AROSIO

Diam. 45 mm micro-projector for external use, ideal to light bushes, flowerbed and gardens in general. Body made in turned and anodized aluminum. In horizontal axis it can be oriented up to 30° down and up to 90° up. Remote 24V DC driver needed, with 1 x CREE "XPG2" LED. IP66 rating.



light source	light beam options	lumen output (lm)	lumin. efficacy (lm/w)
3000°K warm-white			
high-power led	8°	100	50.00
high-power led	20°	95	47.50
high-power led	40°	90	45.00
4000°K neutral-white			
high-power led	8°	105	52.50
high-power led	20°	100	50.00
high-power led	40°	95	47.50
2700°K CCT available on request			

Finish color options:

■ Matt Black

Technical features



Technical data

Wattage	2 WATT
IP Rating	IP66
IK Rating	IK08
Material	Turned and hard anodized aluminum
Light source	1 x CREE "XPG2" LED
Screws	Stainless steel
Remote driver	Constant voltage 24V DC
Gasket	Silicone rubber
Glass	Tempered
Power cable	1,5 mt. power cable included
Gross weight	1,70 Kg

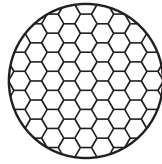


OPTIONAL

AC044
SPIKE



AC066
HONEYCOMB LOUVER



AC038
TREE STRAP



remote driver selection

brand	manufacturer code	type	watt	IP rate	numbers of fixtures
Meanwell	LPV-20-24	constant voltage 24V DC	20W	IP67	min 1 - max 3
Meanwell	LPV-35-24	constant voltage 24V DC	35W	IP67	min 1 - max 5
Meanwell	LPV-60-24	constant voltage 24V DC	60W	IP67	min 1 - max 9



AC068

AC069

AC070

AC068

PIPE L 300 mm

Extension pipe length 300 mm made in anodized aluminum.

AC069

PIPE L 600 mm

Extension pipe length 600 mm made in anodized aluminum.

AC070

PIPE L 900 mm

Extension pipe length 900 mm made in anodized aluminum.







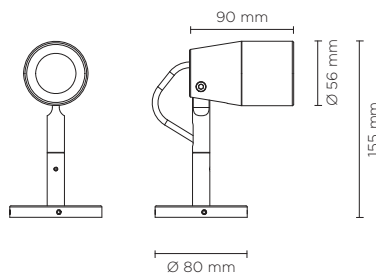


101702

FLAMINGO MINI

Designed by
NAVA + AROSIO

Diam. 56 mm micro-projector for external use, ideal to light bushes, flowerbed and gardens in general. Body made in turned and anodized aluminum. In horizontal axis it can be oriented up to 30° down and up to 90° up. Remote 24V DC driver needed, with 1 x CREE "XHP35" LED. IP66 rating.



light source	light beam options	lumen output (lm)	lumin. efficacy (lm/w)
3000°K warm-white			
high-power led	4°	510	85.00
high-power led	10°	489	81.50
high-power led	28°	474	79.00
4000°K neutral-white			
high-power led	4°	520	86.67
high-power led	10°	499	83.17
high-power led	28°	484	80.67
2700°K CCT available on request			

Finish color options:

■ Matt Black

Technical features



Technical data

Wattage	6 WATT
IP Rating	IP66
IK Rating	IK08
Material	Turned and hard anodized aluminum
Light source	1 x CREE "XHP35" LED
Screws	Stainless steel
Remote driver	Constant voltage 24V DC
Gasket	Silicone rubber
Glass	Tempered
Power cable	1,5 mt. power cable included
Gross weight	1,80 Kg

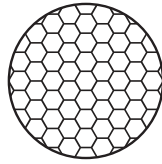


OPTIONAL

AC044
SPIKE



AC067
HONEYCOMB LOUVER



AC038
TREE STRAP



remote driver selection

brand	manufacturer code	type	watt	IP rate	numbers of fixtures
Meanwell	LPV-20-24	constant voltage 24V DC	20W	IP67	min 1 - max 3
Meanwell	LPV-35-24	constant voltage 24V DC	35W	IP67	min 1 - max 5
Meanwell	LPV-60-24	constant voltage 24V DC	60W	IP67	min 1 - max 9



AC068

PIPE L 300 mm

Extension pipe length 300 mm made in anodized aluminum.

AC069

PIPE L 600 mm


Extension pipe length 600 mm made in anodized aluminum.

AC070

PIPE L 900 mm

Extension pipe length 900 mm made in anodized aluminum.





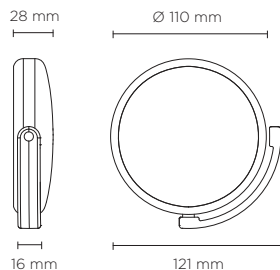




102101

COINY

Projector for outdoor installation on a façade/wall. Phospho-chromatised and polyester powder coated die-cast copper-free aluminium, tempered safety glass, moulded silicone gasket and stainless steel screws. With 1 direct 220-240V LUMENS "EDC 38C" COB LED. IP66 rating.



light source	light beam options	lumen output (lm)	lumin. efficacy (lm/w)
3000°K warm-white			
cob led	18°	400	50.00
cob led	36°	390	48.75
cob led	60°	375	46.88
4000°K neutral-white			
cob led	18°	410	51.25
cob led	36°	400	50.00
cob led	60°	385	48.13
2700°K CCT available on request			

Finish color options:

- Textured Grey RAL 9006
- Anthracite Grey RAL 7016
- Matt Black (on request)

Technical features



Technical data

Wattage	8 WATT
IP Rating	IP66
IK Rating	IK08
Material	high corrosion resistance die-cast copper-free aluminum body
Coating	polyester powder coating with phosphochromating pre-finish
Light source	1 x LUMENS "EDC 38C" COB LED
Screws	Stainless steel
Transformer	Electrical power supply 220/240V 50/60Hz built-in
Gasket	Silicone rubber
Glass	Tempered
Power cable	1 mt. power cable included
Gross weight	1,20 Kg

AC0110 HONEYCOMB LOUVER



AC044 SPIKE



AC111 VISOR





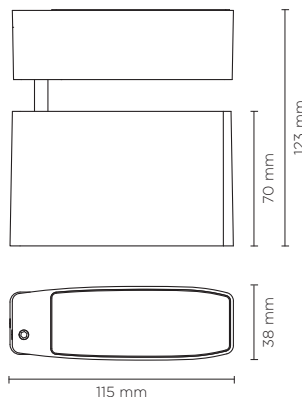


101301

TWIST MICRO

Designed by
PAOLO VILLA

Floodlight for outdoor installation on a façade/wall, with special articulated joint with spheres, allowing endless positions of the fixture head. Phospho-chromatised and polyester powder coated die-cast copper-free aluminium base and head, tempered safety glass, moulded silicone gaskets and o-rings, with non-visible screws in stainless steel. Special optics with "invisa-light" technology. Built-in LED driver, with 2 CREE XP-G2 LED. IP65 rating.



AC037
EARTH SPIKE

light source	light beam options	lumen output (lm)	lumin. efficacy (lm/w)
3000°K warm-white			
high-power led	18°	280	62.22
high-power led	36°	270	60.00
4000°K neutral-white			
high-power led	18°	308	68.44
high-power led	36°	292	64.88

Finish color options:

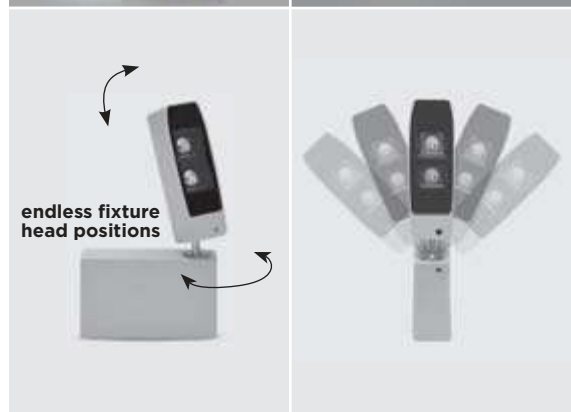
- Textured Grey
RAL 9006
- Anthracite Grey
RAL 7016
- Matt Black
(on request)

Technical features



Technical data

Wattage	4,5 WATT
IP Rating	IP65
IK Rating	IK08
Material	High corrosion resistance die-cast copper-free aluminum body
Coating	Polyester powder coating with phosphochromating pre-finish
Light source	NR. 2 CREE "XP-G2" LED
Screws	Stainless steel
Transformer	Electronic power supply 220/240V 50/60Hz built-in
Optics	Special optics with "invisa-light" technology
Gasket	Silicone rubber
Glass	Tempered
Cable seal	M12 rubber grommet Rutaseal® in EPDM
Power cable	1 mt. neoprene power cable included
Gross weight	1,00 Kg



endless fixture
head positions

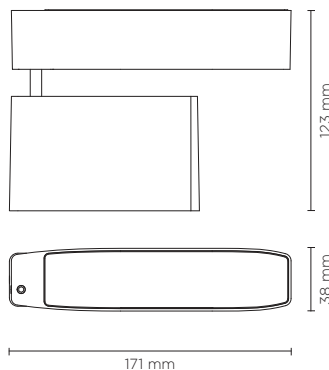


101302

TWIST MINI

Designed by
PAOLO VILLA

Floodlight for outdoor installation on a façade/wall, with special articulated joint with spheres, allowing endless positions of the fixture head. Phosphochromatised and polyester powder coated die-cast copper-free aluminium base and head, tempered safety glass, moulded silicone gaskets and o-rings, with non-visible screws in stainless steel. Special optics with "invisa-light" technology. Built-in LED driver, with 4 CREE XP-G2 LED. IP65 rating.



AC037
EARTH SPIKE

light source	light beam options	lumen output (lm)	lumin. efficacy (lm/w)
3000°K warm-white			
high-power led	18°	560	80.00
high-power led	36°	540	77.14
4000°K neutral-white			
high-power led	18°	616	88.00
high-power led	36°	584	83.43

Finish color options:

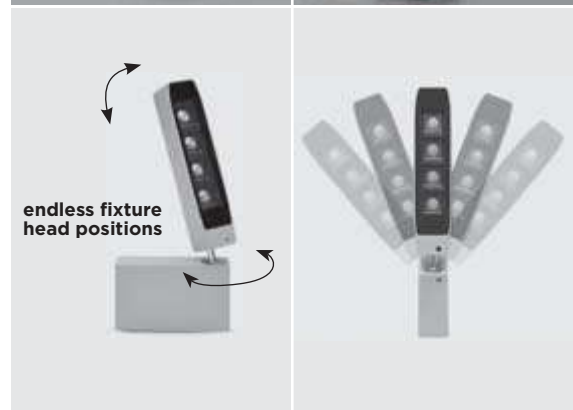
- Textured Grey
RAL 9006
- Anthracite Grey
RAL 7016
- Matt Black
(on request)

Technical features



Technical data

Wattage	7 WATT
IP Rating	IP65
IK Rating	IK08
Material	High corrosion resistance die-cast copper-free aluminum body
Coating	Polyester powder coating with phosphochromating pre-finish
Light source	NR. 4 CREE "XP-G2" LED
Screws	Stainless steel
Transformer	Electronic power supply 220/240V 50/60Hz built-in
Optics	Special optics with "invisa-light" technology
Gasket	Silicone rubber
Glass	Tempered
Cable seal	M12 rubber grommet Rutaseal® in EPDM
Power cable	1 mt. neoprene power cable included
Gross weight	1,20 Kg



endless fixture head positions

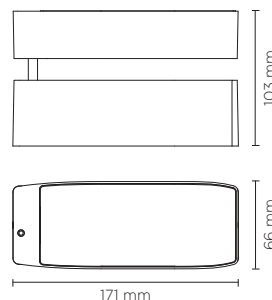


101303

TWIST MEDIUM

Designed by
PAOLO VILLA

Floodlight for outdoor installation on a façade/wall, with special articulated joint with spheres, allowing endless positions of the fixture head. Phospho-chromatised and polyester powder coated die-cast copper-free aluminium base and head, tempered safety glass, moulded silicone gaskets and o-rings, with non-visible screws in stainless steel. Special optics with “invisa-light” technology. Built-in LED driver, with 8 CREE XP-G2 LED. IP65 rating.



AC037
EARTH SPIKE

light source	light beam options	lumen output (lm)	lumin. efficacy (lm/w)
3000°K warm-white			
high-power led	18°	1.120	80.00
high-power led	36°	1.080	77.14
4000°K neutral-white			
high-power led	18°	1.232	88.00
high-power led	36°	1.168	83.43

Finish color options:

- Textured Grey RAL 9006
- Anthracite Grey RAL 7016
- Matt Black (on request)

Technical features



Available on request




Technical data

Wattage	14 WATT
IP Rating	IP65
IK Rating	IK08
Material	High corrosion resistance die-cast copper-free aluminum body
Coating	Polyester powder coating with phosphochromating pre-finish
Light source	NR. 8 CREE “XP-G2” LED
Screws	Stainless steel
Transformer	Electronic power supply 220/240V 50/60Hz built-in
Optics	Special optics with “invisa-light” technology
Gasket	Silicone rubber
Glass	Tempered
Cable seal	M12 rubber grommet Rutaseal® in EPDM
Power cable	1 mt. neoprene power cable included
Gross weight	1,80 Kg



endless fixture head positions



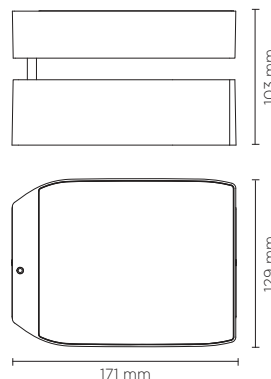


101304

TWIST MAXI

Designed by
PAOLO VILLA

Floodlight for outdoor installation on a façade/wall, with special articulated joint with spheres, allowing endless positions of the fixture head. Phospho-chromatised and polyester powder coated die-cast copper-free aluminium base and head, tempered safety glass, moulded silicone gaskets and o-rings, with non-visible screws in stainless steel. Special optics with “invisa-light” technology. Built-in LED driver, with 16 CREE XP-G2 LED. IP65 rating.



AC037
EARTH SPIKE

light source	light beam options	lumen output (lm)	lumin. efficacy (lm/w)
3000°K warm-white			
high-power led	18°	2.240	82.96
high-power led	36°	2.160	80.00
4000°K neutral-white			
high-power led	18°	2.464	91.26
high-power led	36°	2.336	86.52

Finish color options:

- Textured Grey RAL 9006
- Anthracite Grey RAL 7016
- Matt Black (on request)

Technical features



Available on request



Technical data

Wattage	27 WATT
IP Rating	IP65
IK Rating	IK08
Material	High corrosion resistance die-cast copper-free aluminum body
Coating	Polyester powder coating with phosphochromating pre-finish
Light source	NR. 16 CREE “XP-G2” LED
Screws	Stainless steel
Transformer	Electronic power supply 220/240V 50/60Hz built-in
Optics	Special optics with “invisa-light” technology
Gasket	Silicone rubber
Glass	Tempered
Cable seal	M12 rubber grommet Rutaseal® in EPDM
Power cable	1 mt. neoprene power cable included
Gross weight	2,50 Kg



endless fixture head positions

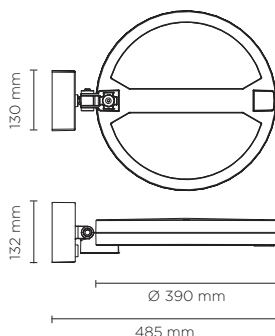






101201

CITY WALL 12+12

Round wall mounted luminaire for outdoor installation, with downward asymmetric light distribution. Phospho-chromatised and polyester powder coated die-cast copper-free aluminium body, tempered safety glass, moulded silicone gasket and stainless steel screws. Built-in LED driver/s, with 24 CREE XP-G3 LED. IP66 rating.



light source	light beam options	lumen output (lm)	lumin. efficacy (lm/w)
3000°K warm-white			
high-power led	 Cycle route pedestrian	3.456	96.00
high-power led	 Street	3.456	96.00

Finish color options:

-  Textured Grey RAL 9006
-  Anthracite Grey RAL 7016
-  Matt Black (on request)

Technical features





Available on request



Technical data

Wattage	36 WATT
IP Rating	IP66
IK Rating	IK09
Material	High corrosion resistance die-cast copper-free aluminium body
Coating	Polyester powder coating with phosphochromating pre-finish
Light source	NR. 24 x 1.5W CREE "XP-G3" LED
Screws	Stainless steel
Transformer	Electronic power supply 220/240V 50/60Hz built-in
Gasket	Silicone rubber
Glass	Tempered
Power cable	3 mt. neoprene power cable included
Gross weight	6,50 Kg


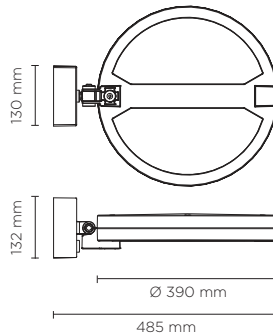






101202

CITY WALL 24+24

Round wall mounted luminaire for outdoor installation, with downward asymmetric light distribution. Phospho-chromatised and polyester powder coated die-cast copper-free aluminium body, tempered safety glass, moulded silicone gasket and stainless steel screws. Built-in LED driver/s, with 48 CREE XP-G3 LED. IP66 rating.



light source	light beam options	lumen output (lm)	lumin. efficacy (lm/w)
3000°K warm-white			
high-power led	 Cycle route pedestrian	6.192	96.00
high-power led	 Street	6.192	96.00

Finish color options:

-  Textured Grey RAL 9006
-  Anthracite Grey RAL 7016
-  Matt Black (on request)

Technical features



Available on request



Technical data

Wattage	72 WATT
IP Rating	IP66
IK Rating	IK09
Material	High corrosion resistance die-cast copper-free aluminum body
Coating	Polyester powder coating with phosphochromating pre-finish
Light source	NR. 48 x 1.5W CREE "XP-G3" LED
Screws	Stainless steel
Transformer	Electronic power supply 220/240V 50/60Hz built-in
Gasket	Silicone rubber
Glass	Tempered
Power cable	3 mt. neoprene power cable included
Gross weight	6,50 Kg

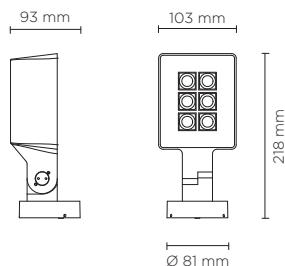




101501

ZEUS MINI

Floodlight for outdoor installation on a façade/wall, with 355° swivel base and allowing horizontal adjustment of +90° / -40°. Phospho-chromatised and polyester powder coated die-cast copper-free aluminium base and head, tempered safety glass, moulded silicone gaskets and o-rings, with screws in stainless steel. Swivel joint with graduated scale and mechanical aiming lock. Built-in LED driver, with 4 CREE "XP-G2" LED. IP66 rating.



light source*	light beam options	lumen output (lm)	lumin. efficacy (lm/w)
3000°K warm-white			
high-power led	15°	768	96.00
high-power led	35°	745	93.13
high-power led	55°	710	88.75
4000°K neutral-white			
high-power led	15°	788	98.50
high-power led	35°	765	95.63
high-power led	55°	730	91.25

Finish color options:

- Textured Grey RAL 9006
- Anthracite Grey RAL 7016
- Matt Black (on request)

Technical features



Technical data

Wattage	8 WATT
IP Rating	IP66
IK Rating	IK09
Material	High corrosion resistance die-cast copper-free aluminum body
Coating	Polyester powder coating with phosphochromating pre-finish
Light source	4 CREE "XP-G2" LED
Screws	Stainless steel
Transformer	Electrical power supply 220/240V 50/60Hz built-in
Gasket	Silicone rubber
Glass	Tempered
Cable gland	M16 rubber grommet
Power cable	1 mt. power cable included
Gross weight	1,50 Kg



AC085 - POLE PLATE

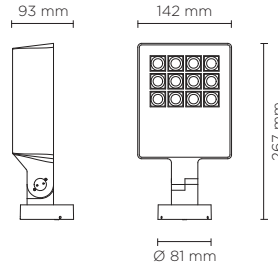
Pole plate for pole mounting of all Zeus models, suitable to be used with poles diam. min 76 mm and diam. max 120 mm. Can be positioned on various staggered levels or on a single level, with the same pole. Made in phospho-chromatised and polyester powder coated dia-cast copper-free aluminum material, mouled silicone gaskets and screws in stainless steel.



101502

ZEUS MEDIUM

Floodlight for outdoor installation on a façade/wall, with 355° swivel base and allowing horizontal adjustment of +90° / -40°. Phospho-chromatised and polyester powder coated die-cast copper-free aluminium base and head, tempered safety glass, moulded silicone gaskets and o-rings, with screws in stainless steel. Swivel joint with graduated scale and mechanical aiming lock. Built-in LED driver, with 12 CREE "XP-G2" LED. IP66 rating.



light source*	light beam options	lumen output (lm)	lumin. efficacy (lm/w)
3000°K warm-white			
high-power led	15°	1.920	96.00
high-power led	35°	1.862	93.13
high-power led	55°	1.775	88.75
4000°K neutral-white			
high-power led	15°	1.970	98.50
high-power led	35°	1.913	95.63
high-power led	55°	1.825	91.25

Finish color options:

- Textured Grey RAL 9006
- Anthracite Grey RAL 7016
- Matt Black (on request)

Technical features



Available on request



Technical data

Wattage	20 WATT
IP Rating	IP66
IK Rating	IK09
Material	High corrosion resistance die-cast copper-free aluminum body
Coating	Polyester powder coating with phosphochromating pre-finish
Light source	12 CREE "XP-G2" LED
Screws	Stainless steel
Transformer	Electrical power supply 220/240V 50/60Hz built-in
Gasket	Silicone rubber
Glass	Tempered
Cable gland	M16 rubber grommet
Power cable	1 mt. power cable included
Gross weight	2,20 Kg



AC085 - POLE PLATE
 Pole plate for pole mounting of all Zeus models, suitable to be used with poles diam. min 76 mm and diam. max 120 mm. Can be positioned on various staggered levels or on a single level, with the same pole. Made in phospho-chromatised and polyester powder coated dia-cast copper-free aluminum material, mouled silicone gaskets and screws in stainless steel.

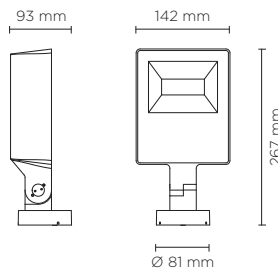


101505

ZEUS MEDIUM SYMM

Floodlight for outdoor installation on a façade/wall, with 355° swivel base and allowing horizontal adjustment of +90° / -40°.

Phospho-chromatised and polyester powder coated die-cast copper-free aluminium base and head, tempered safety glass, moulded silicone gaskets and o-rings, with screws in stainless steel. Symmetrical wide light distribution. Swivel joint with graduated scale and mechanical aiming lock. Built-in LED driver, with 56 x mid-power SAMSUNG 2835 LED. IP66 rating.



light source*	light beam options	lumen output (lm)	lumin. efficacy (lm/w)
3000°K warm-white			
mid-power led	110°	1.510	75.50
4000°K neutral-white			
mid-power led	110°	1.560	78.00

Finish color options:

- Textured Grey
RAL 9006
- Anthracite Grey
RAL 7016
- Matt Black
(on request)

Technical features



Available on request



Technical data

Wattage	20 WATT
IP Rating	IP66
IK Rating	IK09
Material	High corrosion resistance die-cast copper-free aluminum body
Coating	Polyester powder coating with phosphochromating pre-finish
Light source	56 x mid-power SAMSUNG 2835 LED
Screws	Stainless steel
Transformer	Electrical power supply 220/240V 50/60Hz built-in
Gasket	Silicone rubber
Glass	Tempered
Cable gland	M16 rubber grommet
Power cable	1 mt. power cable included
Gross weight	2,20 Kg



AC085 - POLE PLATE

Pole plate for pole mounting of all Zeus models, suitable to be used with poles diam. min 76 mm and diam. max 120 mm. Can be positioned on various staggered levels or on a single level, with the same pole. Made in phospho-chromatised and polyester powder coated dia-cast copper-free aluminum material, moulded silicone gaskets and screws in stainless steel.

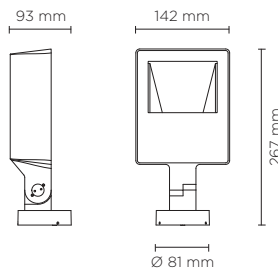


101506

ZEUS MEDIUM ASYMM

Floodlight for outdoor installation on a façade/wall, with 355° swivel base and allowing horizontal adjustment of +90° / -40°.

Phospho-chromatised and polyester powder coated die-cast copper-free aluminium base and head, tempered safety glass, moulded silicone gaskets and o-rings, with screws in stainless steel. Symmetrical wide light distribution. Swivel joint with graduated scale and mechanical aiming lock. Built-in LED driver, with 56 x mid-power SAMSUNG 2835 LED. IP66 rating.



light source*	light beam options	lumen output (lm)	lumin. efficacy (lm/w)
3000°K warm-white			
mid-power led	110°x70°	1.560	78.00
4000°K neutral-white			
mid-power led	110°x70°	1.610	80.50

Finish color options:

- Textured Grey
RAL 9006
- Anthracite Grey
RAL 7016
- Matt Black
(on request)

Technical features



Available on request



Technical data

Wattage	20 WATT
IP Rating	IP66
IK Rating	IK09
Material	High corrosion resistance die-cast copper-free aluminum body
Coating	Polyester powder coating with phosphochromating pre-finish
Light source	56 x mid-power SAMSUNG 2835 LED
Screws	Stainless steel
Transformer	Electrical power supply 220/240V 50/60Hz built-in
Gasket	Silicone rubber
Glass	Tempered
Cable gland	M16 rubber grommet
Power cable	1 mt. power cable included
Gross weight	2,20 Kg



AC085 - POLE PLATE

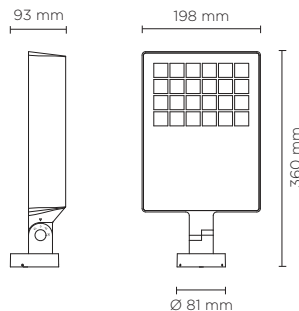
Pole plate for pole mounting of all Zeus models, suitable to be used with poles diam. min 76 mm and diam. max 120 mm. Can be positioned on various staggered levels or on a single level, with the same pole. Made in phospho-chromatised and polyester powder coated dia-cast copper-free aluminum material, moulded silicone gaskets and screws in stainless steel.



101503

ZEUS MAXI

Floodlight for outdoor installation on a façade/wall, with 355° swivel base and allowing horizontal adjustment of +90° / -40°. Phospho-chromatised and polyester powder coated die-cast copper-free aluminium base and head, tempered safety glass, moulded silicone gaskets and o-rings, with screws in stainless steel. Swivel joint with graduated scale and mechanical aiming lock. Built-in LED driver, with 24 CREE "XP-G2" LED. IP66 rating.



light source*	light beam options	lumen output (lm)	lumin. efficacy (lm/w)
3000°K warm-white			
high-power led	15°	3.648	96.00
high-power led	35°	3.539	93.13
high-power led	55°	3.372	88.75
4000°K neutral-white			
high-power led	15°	3.743	98.50
high-power led	35°	3.634	95.63
high-power led	55°	3.468	91.25

Finish color options:

- Textured Grey RAL 9006
- Anthracite Grey RAL 7016
- Matt Black (on request)

Technical features



Available on request



Technical data

Wattage	38 WATT
IP Rating	IP66
IK Rating	IK09
Material	High corrosion resistance die-cast copper-free aluminum body
Coating	Polyester powder coating with phosphochromating pre-finish
Light source	24 CREE "XP-G2" LED
Screws	Stainless steel
Transformer	Electrical power supply 220/240V 50/60Hz built-in
Gasket	Silicone rubber
Glass	Tempered
Cable gland	M16 rubber grommet
Power cable	1 mt. power cable included
Gross weight	3,50 Kg



AC085 - POLE PLATE

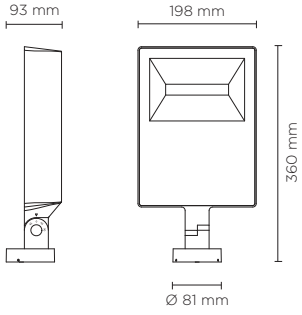
Pole plate for pole mounting of all Zeus models, suitable to be used with poles diam. min 76 mm and diam. max 120 mm. Can be positioned on various staggered levels or on a single level, with the same pole. Made in phospho-chromatised and polyester powder coated dia-cast copper-free aluminum material, moulded silicone gaskets and screws in stainless steel.



101507

ZEUS MAXI SYMM

Floodlight for outdoor installation on a façade/wall, with 355° swivel base and allowing horizontal adjustment of +90° / -40°. Phospho-chromatised and polyester powder coated die-cast copper-free aluminium base and head, tempered safety glass, moulded silicone gaskets and o-rings, with screws in stainless steel. Symmetrical wide light distribution. Swivel joint with graduated scale and mechanical aiming lock. Built-in LED driver, with 120 x mid-power SAMSUNG 2835 LED. IP66 rating.



light source*	light beam options	lumen output (lm)	lumin. efficacy (lm/w)
3000°K warm-white			
mid-power led	110°	3.900	92.86
4000°K neutral-white			
mid-power led	110°	3.940	93.80

Finish color options:

- Textured Grey RAL 9006
- Anthracite Grey RAL 7016
- Matt Black (on request)

Technical features



Available on request



Technical data

Wattage	42 WATT
IP Rating	IP66
IK Rating	IK09
Material	High corrosion resistance die-cast copper-free aluminum body
Coating	Polyester powder coating with phosphochromating pre-finish
Light source	120 x mid-power SAMSUNG 2835 LED
Screws	Stainless steel
Transformer	Electrical power supply 220/240V 50/60Hz built-in
Gasket	Silicone rubber
Glass	Tempered
Cable gland	M16 rubber grommet
Power cable	1 mt. power cable included
Gross weight	3,50 Kg



AC085 - POLE PLATE
 Pole plate for pole mounting of all Zeus models, suitable to be used with poles diam. min 76 mm and diam. max 120 mm. Can be positioned on various staggered levels or on a single level, with the same pole. Made in phospho-chromatised and polyester powder coated dia-cast copper-free aluminum material, moulded silicone gaskets and screws in stainless steel.



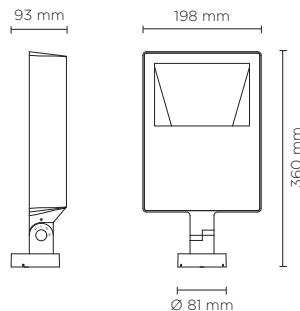






101508

ZEUS MAXI ASYMM

Floodlight for outdoor installation on a façade/wall, with 355° swivel base and allowing horizontal adjustment of +90° / -40°. Phospho-chromatised and polyester powder coated die-cast copper-free aluminium base and head, tempered safety glass, moulded silicone gaskets and o-rings, with screws in stainless steel. Asymmetrical wide light distribution. Swivel joint with graduated scale and mechanical aiming lock. Built-in LED driver, with 120 x mid-power SAMSUNG 2835 LED. IP66 rating.



light source*	light beam options	lumen output (lm)	lumin. efficacy (lm/w)
3000°K warm-white			
mid-power led	 110°x70°	2.995	71.31
4000°K neutral-white			
mid-power led	 110°x70°	3.010	71.67

Finish color options:



Technical features



Available on request



Technical data

Wattage	42 WATT
IP Rating	IP66
IK Rating	IK09
Material	High corrosion resistance die-cast copper-free aluminum body
Coating	Polyester powder coating with phosphochromating pre-finish
Light source	120 x mid-power SAMSUNG 2835 LED
Screws	Stainless steel
Transformer	Electrical power supply 220/240V 50/60Hz built-in
Gasket	Silicone rubber
Glass	Tempered
Cable gland	M16 rubber grommet
Power cable	1 mt. power cable included
Gross weight	3,50 Kg



AC085 - POLE PLATE

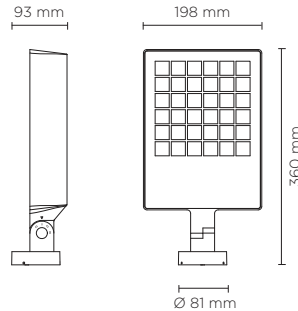
Pole plate for pole mounting of all Zeus models, suitable to be used with poles diam. min 76 mm and diam. max 120 mm. Can be positioned on various staggered levels or on a single level, with the same pole. Made in phospho-chromatised and polyester powder coated dia-cast copper-free aluminum material, moulded silicone gaskets and screws in stainless steel.



101504

ZEUS MEGA

Floodlight for outdoor installation on a façade/wall, with 355° swivel base and allowing horizontal adjustment of +90° / -40°. Phospho-chromatised and polyester powder coated die-cast copper-free aluminium base and head, tempered safety glass, moulded silicone gaskets and o-rings, with screws in stainless steel. Swivel joint with graduated scale and mechanical aiming lock. Built-in LED driver, with 36 CREE “XP-G2” LED. IP66 rating.



light source*	light beam options	lumen output (lm)	lumin. efficacy (lm/w)
3000°K warm-white			
high-power led	15°	5.376	96.00
high-power led	35°	5.216	93.13
high-power led	55°	4.970	88.75
4000°K neutral-white			
high-power led	15°	5.516	98.50
high-power led	35°	5.355	95.63
high-power led	55°	5.110	91.25

Finish color options:

- Textured Grey RAL 9006
- Anthracite Grey RAL 7016
- Matt Black (on request)

Technical features

IP 66

IK 09

CE

5 YEARS

Available on request

1-10V

DALI

Technical data

Wattage	56 WATT
IP Rating	IP66
IK Rating	IK09
Material	High corrosion resistance die-cast copper-free aluminum body
Coating	Polyester powder coating with phosphochromating pre-finish
Light source	36 CREE “XP-G2” LED
Screws	Stainless steel
Transformer	Electrical power supply 220/240V 50/60Hz built-in
Gasket	Silicone rubber
Glass	Tempered
Cable gland	M16 rubber grommet
Power cable	1 mt. power cable included
Gross weight	3,50 Kg



AC085 - POLE PLATE
 Pole plate for pole mounting of all Zeus models, suitable to be used with poles diam. min 76 mm and diam. max 120 mm. Can be positioned on various staggered levels or on a single level, with the same pole. Made in phospho-chromatised and polyester powder coated dia-cast copper-free aluminum material, moulded silicone gaskets and screws in stainless steel.

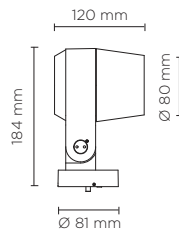


101401

RING MINI

Designed by
NAVA + AROSIO

Floodlight for outdoor installation on a façade/wall, with 355° swivel base and allowing horizontal adjustment of +90° / -40°. Phospho-chromatised and polyester powder coated die-cast copper-free aluminium base and head, tempered safety glass, moulded silicone gaskets and o-rings, with screws in stainless steel. Swivel joint with graduated scale and mechanical aiming lock. Built-in LED driver, with 1 COB CREE "CXB 1310" LED. IP66 rating.



light source	light beam options	lumen output (lm)	lumin. efficacy (lm/w)
3000°K warm-white			
cob led	14°	1.100	110
cob led	35°	1.060	106
cob led	55°	1.000	100
4000°K neutral-white			
cob led	14°	1.200	120
cob led	35°	1.140	114
cob led	55°	1.083	108

2700°K CCT available on request

Finish color options:

- Textured Grey RAL 9006
- Anthracite Grey RAL 7016
- Matt Black (on request)

Technical features



Available on request



Technical data

Wattage	10 WATT
IP Rating	IP66
IK Rating	IK10
Material	High corrosion resistance die-cast copper-free aluminum body
Coating	Polyester powder coating with phosphocromating pre-finish
Light source	NR. 1 COB CREE "CXB 1310" LED
Screws	Stainless steel
Transformer	Electronic power supply 220/240V 50/60Hz built-in
Gasket	Silicone rubber
Glass	Tempered
Cable gland	M16 rubber grommet
Power cable	1 mt. power cable included
Gross weight	1,50 Kg

OTHER VIEW

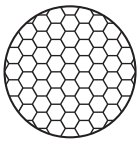


OPTIONAL

AC044
SPIKE



AC048
HONEYCOMB
LOUVER



AC038
TREE STRAP
FOR RING SERIES



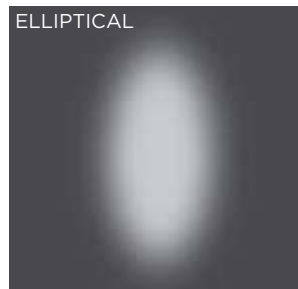
AC045
ANTI-GLARE
VISOR



OPTIONAL LIGHT DISTRIBUTIONS

These optional light distributions are obtained with special glass diffusers, product must be ordered as per light distribution requirement and these optics are not interchangeable

ELLIPTICAL



PRISMATIC



OPTIONAL

LUMINAIRE SUITABLE FOR POLE MOUNTING
IN SINGLE OR MULTIPLE COMBINATIONS

AC085 - POLE PLATE

Pole plate for pole mounting of all Ring models, suitable to be used with poles diam. min 76 mm and diam. max 120 mm. Can be positioned on various staggered levels or on a single level, with the same pole. Made in phosphochromatised and polyester powder coated dia-cast copper-free aluminum material, moulded silicone gaskets and screws in stainless steel.



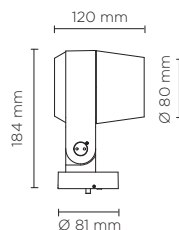


101404

RING MINI HP

Designed by
NAVA + AROSIO

Floodlight for outdoor installation on a façade/wall, with 355° swivel base and allowing horizontal adjustment of +90° / -40°. Phospho-chromatised and polyester powder coated die-cast copper-free aluminium base and head, tempered safety glass, moulded silicone gaskets and o-rings, with screws in stainless steel. Swivel joint with graduated scale and mechanical aiming lock. Built-in LED driver, with 1 x CREE "XHP35" LED. IP66 rating.



light source	light beam options	lumen output (lm)	lumin. efficacy (lm/w)
3000°K warm-white			
high-power led	4°	690	86.25
high-power led	10°	662	82.75
high-power led	28°	642	80.25
4000°K neutral-white			
high-power led	4°	703	87.88
high-power led	10°	676	84.50
high-power led	28°	656	82.00

2700°K CCT available on request

Finish color options:

- Textured Grey RAL 9006
- Anthracite Grey RAL 7016
- Matt Black (on request)

Technical features



Available on request



Technical data

Wattage	8 WATT
IP Rating	IP66
IK Rating	IK10
Material	High corrosion resistance die-cast copper-free aluminum body
Coating	Polyester powder coating with phosphochromating pre-finish
Light source	1 x CREE "XHP35" LED
Screws	Stainless steel
Transformer	Electronic power supply 220/240V 50/60Hz built-in
Gasket	Silicone rubber
Glass	Tempered
Power cable	1 mt. power cable included
Gross weight	1,50 Kg

OTHER VIEW

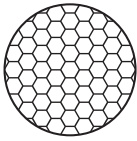


OPTIONAL

AC044
SPIKE



AC048
HONEYCOMB
LOUVER



AC038
TREE STRAP
FOR RING SERIES



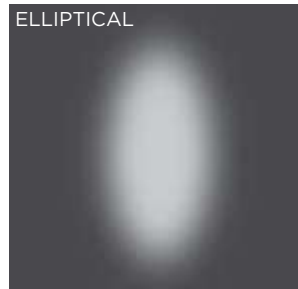
AC045
ANTI-GLARE
VISOR



OPTIONAL LIGHT DISTRIBUTIONS

These optional light distributions are obtained with special glass diffusers, product must be ordered as per light distribution requirement and these optics are not interchangeable

ELLIPTICAL



PRISMATIC




OPTIONAL

LUMINAIRE SUITABLE FOR POLE MOUNTING
IN SINGLE OR MULTIPLE COMBINATIONS

AC085 - POLE PLATE

Pole plate for pole mounting of all Ring models, suitable to be used with poles diam. min 76 mm and diam. max 120 mm. Can be positioned on various staggered levels or on a single level, with the same pole. Made in phosphochromatised and polyester powder coated dia-cast copper-free aluminum material, moulded silicone gaskets and screws in stainless steel.





RING MINI



RING MEDIUM



RING MAXI



RING MEGA

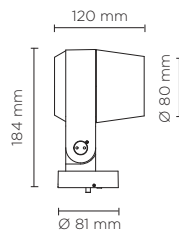


101404RGBW

RING MINI DMX RGBW

Designed by
NAVA + AROSIO

Floodlight for outdoor installation on a façade/wall, with 355° swivel base and allowing horizontal adjustment of +90° / -40°. Phospho-chromatised and polyester powder coated die-cast copper-free aluminium base and head, tempered safety glass, moulded silicone gaskets and o-rings, with screws in stainless steel. Swivel joint with graduated scale and mechanical aiming lock. Remote 24V DC power supply needed, DMX driver integrated; with 1 x CREE "XML" RGBW LED. IP66 rating.



light source	light beam options	lumen output (lm)	lumin. efficacy (lm/w)
RGBW			
high-power led	12°	160	35.55
high-power led	25°	152	33.78
high-power led	35°	145	32.23

Finish color options:

- Textured Grey
RAL 9006
- Anthracite Grey
RAL 7016
- Matt Black
(on request)

remote driver selection

brand	manufacturer code	type	watt	IP rate	numbers of fixtures
Meanwell	LPV-20-24	constant voltage 24V DC	20W	IP67	min 1 - max 3
Meanwell	LPV-35-24	constant voltage 24V DC	35W	IP67	min 1 - max 6

DMX ACCESSORIES CONTROLLERS, SPLITTERS, ETC...

To be defined together with puk technical department, according to project specifications and after providing installation details.

Technical features



Technical data

Wattage	4.5 WATT
IP Rating	IP66
IK Rating	IK10
Material	High corrosion resistance die-cast copper-free aluminum body
Coating	Polyester powder coating with phosphochromating pre-finish
Light source	1 x CREE "XML" COLOR RGBW LED
Screws	Stainless steel
DMX	DMX interface integrated
Remote driver	Constant voltage 24V DC remote driver needed
Gasket	Silicone rubber
Glass	Tempered
Power cable	1 mt. power cable included
DMX cable	DMX in & DMX out cables included
Gross weight	1,50 Kg

AC044
SPIKE



AC048
HONEYCOMB
LOUVER



AC045
ANTI-GLARE
VISOR



AC038
TREE STRAP
FOR RING SERIES





MINI



MEDIUM



MAXI



MEGA

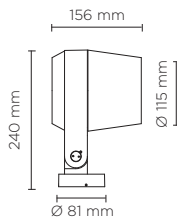


101402

RING MEDIUM

Designed by
NAVA + AROSIO

Floodlight for outdoor installation on a façade/wall, with 355° swivel base and allowing horizontal adjustment of +90° / -40°. Phospho-chromatised and polyester powder coated die-cast copper-free aluminium base and head, tempered safety glass, moulded silicone gaskets and o-rings, with screws in stainless steel. Swivel joint with graduated scale and mechanical aiming lock. Built-in LED driver, with 1 COB CREE "CXB 1512" LED. IP66 rating.



light source	light beam options	lumen output (lm)	lumin. efficacy (lm/w)
3000°K warm-white			
cob led	14°	1.900	118.75
cob led	35°	1.813	113.31
cob led	55°	1.722	107.62
4000°K neutral-white			
cob led	14°	2.000	125.00
cob led	35°	1.900	118.75
cob led	55°	1.805	112.81

2700°K CCT available on request

Finish color options:

- Textured Grey RAL 9006
- Anthracite Grey RAL 7016
- Matt Black (on request)

Technical features



Available on request



Technical data

Wattage	16 WATT
IP Rating	IP66
IK Rating	IK10
Material	High corrosion resistance die-cast copper-free aluminum body
Coating	Polyester powder coating with phosphochromating pre-finish
Light source	NR. 1 COB CREE "CXB 1512" LED
Screws	Stainless steel
Transformer	Electronic power supply 220/240V 50/60Hz built-in
Gasket	Silicone rubber
Glass	Tempered
Cable gland	M16 rubber grommet
Power cable	1 mt. power cable included
Gross weight	2,50 Kg

OTHER VIEW

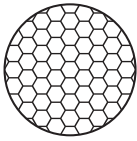


OPTIONAL

AC044
SPIKE



AC049
HONEYCOMB
LOUVER



AC038
TREE STRAP
FOR RING SERIES



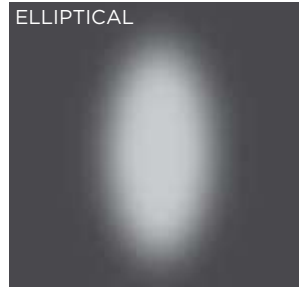
AC046
ANTI-GLARE
VISOR



OPTIONAL LIGHT DISTRIBUTIONS

These optional light distributions are obtained with special glass diffusers, product must be ordered as per light distribution requirement and these optics are not interchangeable

ELLIPTICAL



PRISMATIC




OPTIONAL

LUMINAIRE SUITABLE FOR POLE MOUNTING
IN SINGLE OR MULTIPLE COMBINATIONS

AC085 - POLE PLATE

Pole plate for pole mounting of all Ring models, suitable to be used with poles diam. min 76 mm and diam. max 120 mm. Can be positioned on various staggered levels or on a single level, with the same pole. Made in phosphochromatised and polyester powder coated dia-cast copper-free aluminum material, moulded silicone gaskets and screws in stainless steel.



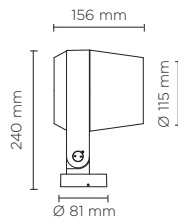


101405

RING MEDIUM HP

Designed by
NAVA + AROSIO

Floodlight for outdoor installation on a façade/wall, with 355° swivel base and allowing horizontal adjustment of +90° / -40°. Phospho-chromatised and polyester powder coated die-cast copper-free aluminium base and head, tempered safety glass, moulded silicone gaskets and o-rings, with screws in stainless steel. Swivel joint with graduated scale and mechanical aiming lock. Built-in LED driver, with 3 x CREE "XHP35" LED. IP66 rating.



light source	light beam options	lumen output (lm)	lumin. efficacy (lm/w)
3000°K warm-white			
high-power led	4°	2.050	102.50
high-power led	10°	2.000	100.00
high-power led	28°	1.950	97.50
4000°K neutral-white			
high-power led	4°	2.100	105.00
high-power led	10°	2.050	102.50
high-power led	28°	2.000	100.00
2700°K CCT available on request			

Finish color options:

- Textured Grey
RAL 9006
- Anthracite Grey
RAL 7016
- Matt Black
(on request)

Technical features



Available on request



Technical data

Wattage	20 WATT
IP Rating	IP66
IK Rating	IK10
Material	High corrosion resistance die-cast copper-free aluminum body
Coating	Polyester powder coating with phosphochromating pre-finish
Light source	3 x CREE "XHP35" LED
Screws	Stainless steel
Transformer	Electronic power supply 220/240V 50/60Hz built-in
Gasket	Silicone rubber
Glass	Tempered
Power cable	1 mt. power cable included
Gross weight	2,50 Kg

OTHER VIEW



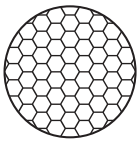
OPTIONAL

AC044
SPIKE

AC049
HONEYCOMB
LOUVER

AC038
TREE STRAP
FOR RING SERIES

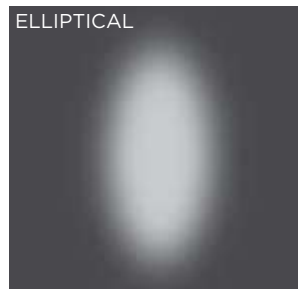
AC046
ANTI-GLARE
VISOR



OPTIONAL LIGHT DISTRIBUTIONS

These optional light distributions are obtained with special glass diffusers, product must be ordered as per light distribution requirement and these optics are not interchangeable

ELLIPTICAL



PRISMATIC



OPTIONAL

LUMINAIRE SUITABLE FOR POLE MOUNTING
IN SINGLE OR MULTIPLE COMBINATIONS

AC085 - POLE PLATE

Pole plate for pole mounting of all Ring models, suitable to be used with poles diam. min 76 mm and diam. max 120 mm. Can be positioned on various staggered levels or on a single level, with the same pole. Made in phosphochromatised and polyester powder coated dia-cast copper-free aluminum material, moulded silicone gaskets and screws in stainless steel.



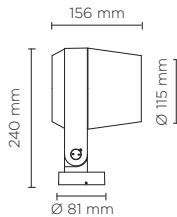


101405RGBW

RING MEDIUM DMX RGBW

Designed by
NAVA + AROSIO

Floodlight for outdoor installation on a façade/wall, with 35° swivel base and allowing horizontal adjustment of +90° / -40°. Phospho-chromatised and polyester powder coated die-cast copper-free aluminium base and head, tempered safety glass, moulded silicone gaskets and o-rings, with screws in stainless steel. Swivel joint with graduated scale and mechanical aiming lock. Built-in LED driver, DMX driver integrated; with 3 x CREE "XML" RGBW LED. IP66 rating.



light source	light beam options	lumen output (lm)	lumin. efficacy (lm/w)
RGBW			
high-power led	12°	480	34.28
high-power led	25°	468	33.43
high-power led	35°	457	32.65

Finish color options:

- Textured Grey
RAL 9006
- Anthracite Grey
RAL 7016
- Matt Black
(on request)

DMX ACCESSORIES CONTROLLERS, SPLITTERS, ETC...

To be defined together with puk technical department, according to project specifications and after providing installation details.

Technical features



Available on request



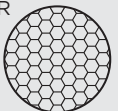
Technical data

Wattage	14 WATT
IP Rating	IP66
IK Rating	IK10
Material	High corrosion resistance die-cast copper-free aluminum body
Coating	Polyester powder coating with phosphocromating pre-finish
Light source	3 x CREE "XML" COLOR RGBW LED
Screws	Stainless steel
DMX	DMX interface integrated
Transformer	Electrical power supply 220/240V 50/60Hz built-in
Gasket	Silicone rubber
Glass	Tempered
Power cable	1 mt. power cable included
DMX cable	DMX in & DMX out cables included
Gross weight	2,50 Kg

AC044 SPIKE



AC049 HONEYCOMB LOUVER



AC046 ANTI-GLARE VISOR



AC038 TREE STRAP FOR RING SERIES





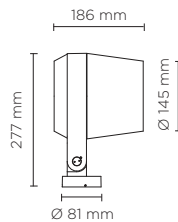


101403

RING MAXI

Designed by
NAVA + AROSIO

Floodlight for outdoor installation on a façade/wall, with 355° swivel base and allowing horizontal adjustment of +90° / -40°. Phospho-chromatised and polyester powder coated die-cast copper-free aluminium base and head, tempered safety glass, moulded silicone gaskets and o-rings, with screws in stainless steel. Swivel joint with graduated scale and mechanical aiming lock. Built-in LED driver, with 1 COB CREE "CXB 2540" LED. IP66 rating.



light source	light beam options	lumen output (lm)	lumin. efficacy (lm/w)
3000°K warm-white			
cob led	14°	4.950	117.85
cob led	35°	4.752	113.14
cob led	55°	4.560	108.57
4000°K neutral-white			
cob led	14°	5.265	125.36
cob led	35°	5.000	119.05
cob led	55°	4.770	113.57
2700°K CCT available on request			

Finish color options:

- Textured Grey RAL 9006
- Anthracite Grey RAL 7016
- Matt Black (on request)

Technical features



Available on request



Technical data

Wattage	42 WATT
IP Rating	IP66
IK Rating	IK10
Material	High corrosion resistance die-cast copper-free aluminum body
Coating	Polyester powder coating with phosphochromating pre-finish
Light source	1 COB CREE "CXB 2540" LED
Screws	Stainless steel
Transformer	Electronic power supply 220/240V 50/60Hz built-in
Gasket	Silicone rubber
Glass	Tempered
Cable gland	M16 rubber grommet
Power cable	1 mt. power cable included
Gross weight	4,00 Kg



OTHER VIEW

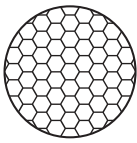


OPTIONAL

AC044
SPIKE



AC050
HONEYCOMB
LOUVER



AC038
TREE STRAP
FOR RING SERIES



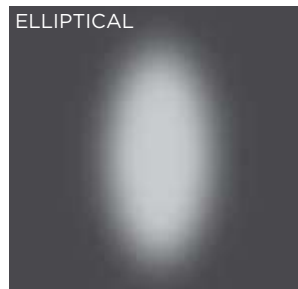
AC047
ANTI-GLARE
VISOR



OPTIONAL LIGHT DISTRIBUTIONS

These optional light distributions are obtained with special glass diffusers, product must be ordered as per light distribution requirement and these optics are not interchangeable

ELLIPTICAL



PRISMATIC



OPTIONAL

LUMINAIRE SUITABLE FOR POLE MOUNTING
IN SINGLE OR MULTIPLE COMBINATIONS

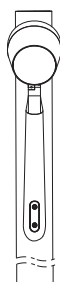
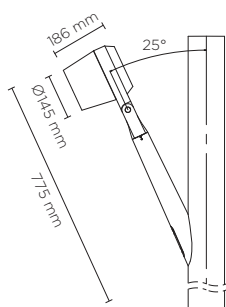
AC085 - POLE PLATE

Pole plate for pole mounting of all Ring models, suitable to be used with poles diam. min 76 mm and diam. max 120 mm. Can be positioned on various staggered levels or on a single level, with the same pole. Made in phosphochromatised and polyester powder coated dia-cast copper-free aluminum material, moulded silicone gaskets and screws in stainless steel.



AC088 - TREE-BRANCH BRACKET

Special bracket for Ring Maxi pole mounting, suitable to be used with poles diam. min 76 mm and diam. max 120 mm. Can be positioned on various staggered levels or on a single level, with the same pole. Made in phosphochromatised and polyester powder coated dia-cast copper-free aluminum material, moulded silicone gaskets and screws in stainless steel.



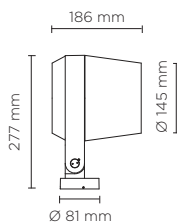


101406

RING MAXI HP

Designed by
NAVA + AROSIO

Floodlight for outdoor installation on a façade/wall, with 355° swivel base and allowing horizontal adjustment of +90° / -40°. Phospho-chromatised and polyester powder coated die-cast copper-free aluminium base and head, tempered safety glass, moulded silicone gaskets and o-rings, with screws in stainless steel. Swivel joint with graduated scale and mechanical aiming lock. Built-in LED driver, with 6 x CREE "XHP35" LED. IP66 rating.



light source	light beam options	lumen output (lm)	lumin. efficacy (lm/w)
3000°K warm-white			
high-power led	4°	4.300	113.15
high-power led	10°	4.260	112.10
high-power led	28°	4.210	110.79
4000°K neutral-white			
high-power led	4°	4.400	115.79
high-power led	10°	4.360	114.74
high-power led	28°	4.310	113.42

2700°K CCT available on request

Finish color options:

- Textured Grey
RAL 9006
- Anthracite Grey
RAL 7016
- Matt Black
(on request)

Technical features



Available on request



Technical data

Wattage	38 WATT
IP Rating	IP66
IK Rating	IK10
Material	High corrosion resistance die-cast copper-free aluminum body
Coating	Polyester powder coating with phosphochromating pre-finish
Light source	6 x CREE "XHP35" LED
Screws	Stainless steel
Transformer	Electronic power supply 220/240V 50/60Hz built-in
Gasket	Silicone rubber
Glass	Tempered
Power cable	1 mt. power cable included
Gross weight	4,00 Kg



OTHER VIEW



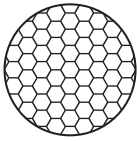
OPTIONAL

AC044
SPIKE

AC050
HONEYCOMB
LOUVER

AC038
TREE STRAP
FOR RING SERIES

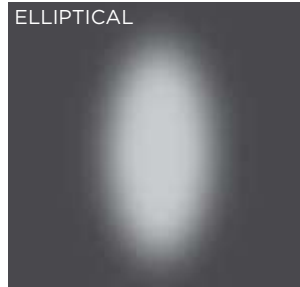
AC047
ANTI-GLARE
VISOR



OPTIONAL LIGHT DISTRIBUTIONS

These optional light distributions are obtained with special glass diffusers, product must be ordered as per light distribution requirement and these optics are not interchangeable

ELLIPTICAL



PRISMATIC



OPTIONAL

LUMINAIRE SUITABLE FOR POLE MOUNTING
IN SINGLE OR MULTIPLE COMBINATIONS

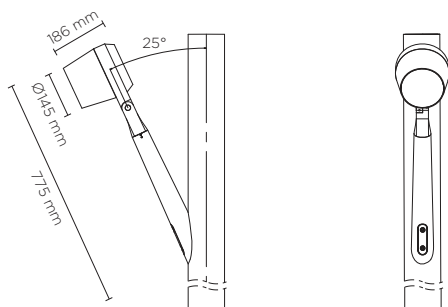
AC085 - POLE PLATE

Pole plate for pole mounting of all Ring models, suitable to be used with poles diam. min 76 mm and diam. max 120 mm. Can be positioned on various staggered levels or on a single level, with the same pole. Made in phosphochromatised and polyester powder coated dia-cast copper-free aluminum material, moulded silicone gaskets and screws in stainless steel.



AC088 - TREE-BRANCH BRACKET

Special bracket for Ring Maxi pole mounting, suitable to be used with poles diam. min 76 mm and diam. max 120 mm. Can be positioned on various staggered levels or on a single level, with the same pole. Made in phosphochromatised and polyester powder coated dia-cast copper-free aluminum material, moulded silicone gaskets and screws in stainless steel.



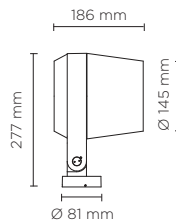


101406RGBW

RING MAXI DMX RGBW

Designed by
NAVA + AROSIO

Floodlight for outdoor installation on a façade/wall, with 35° swivel base and allowing horizontal adjustment of +90° / -40°. Phospho-chromatised and polyester powder coated die-cast copper-free aluminium base and head, tempered safety glass, moulded silicone gaskets and o-rings, with screws in stainless steel. Swivel joint with graduated scale and mechanical aiming lock. Built-in LED driver, DMX driver integrated; with 6 x CREE "XML" RGBW LED. IP66 rating.



light source	light beam options	lumen output (lm)	lumin. efficacy (lm/w)
RGBW			
high-power led	12°	1.000	35.71
high-power led	25°	992	35.43
high-power led	35°	981	35.04

Finish color options:

- Textured Grey
RAL 9006
- Anthracite Grey
RAL 7016
- Matt Black
(on request)

DMX ACCESSORIES CONTROLLERS, SPLITTERS, ETC...

To be defined together with puk technical department, according to project specifications and after providing installation details.

Technical features



Available on request



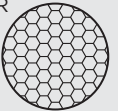
Technical data

Wattage	28 WATT
IP Rating	IP66
IK Rating	IK10
Material	High corrosion resistance die-cast copper-free aluminum body
Coating	Polyester powder coating with phosphochromating pre-finish
Light source	6 x CREE "XML" COLOR RGBW LED
Screws	Stainless steel
DMX	DMX interface integrated
Transformer	Electrical power supply 220/240V 50/60Hz built-in
Gasket	Silicone rubber
Glass	Tempered
Power cable	1 mt. power cable included
DMX cable	DMX in & DMX out cables included
Gross weight	4,00 Kg

AC044
SPIKE



AC050
HONEYCOMB
LOUVER



AC047
ANTI-GLARE
VISOR



AC038
TREE STRAP
FOR RING SERIES



AC088 - TREE-BRANCH BRACKET

Special bracket for Ring Maxi pole mounting, suitable to be used with poles diam. min 76 mm and diam. max 120 mm. Can be positioned on various staggered levels or on a single level, with the same pole. Made in phospho-chromatised and polyester powder coated dia-cast copper-free aluminum material, mouled silicone gaskets and screws in stainless steel.





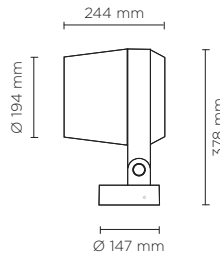


101407

RING MEGA COB

Designed by
NAVA + AROSIO

Floodlight for outdoor installation on a façade/wall, with 355° swivel base and allowing horizontal adjustment of +90° / -40°. Phospho-chromatised and polyester powder coated die-cast copper-free aluminium base and head, tempered safety glass, moulded silicone gaskets and o-rings, with screws in stainless steel. Swivel joint with graduated scale and mechanical aiming lock. Built-in LED driver, with 1 COB CREE "CXB 3590" LED. IP66 rating.



light source	light beam options	lumen output (lm)	lumin. efficacy (lm/w)
3000°K warm-white			
cob led	20°	10.100	123.17
cob led	40°	10.020	122.20
4000°K neutral-white			
cob led	20°	10.200	124.39
cob led	40°	10.120	123.42
2700°K CCT available on request			

Finish color options:

- Textured Grey
RAL 9006
- Anthracite Grey
RAL 7016
- Matt Black
(on request)

Technical features



Available on request



Technical data

Wattage	75 WATT
IP Rating	IP66
IK Rating	IK10
Material	High corrosion resistance die-cast copper-free aluminum body
Coating	Polyester powder coating with phosphochromating pre-finish
Light source	1 x CREE "CXB 3590" LED
Screws	Stainless steel
Transformer	Electrical power supply 220/240V 50/60Hz built-in
Gasket	Silicone rubber
Glass	Tempered
Power cable	1 mt. power cable included
Gross weight	8,00 Kg

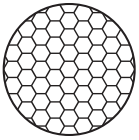


OTHER VIEW



OPTIONAL

AC087
HONEYCOMB
LOUVER



AC086
ANTI-GLARE
VISOR



AC103
SPIKE



OPTIONAL

LUMINAIRE SUITABLE FOR POLE MOUNTING
IN SINGLE OR MULTIPLE COMBINATIONS

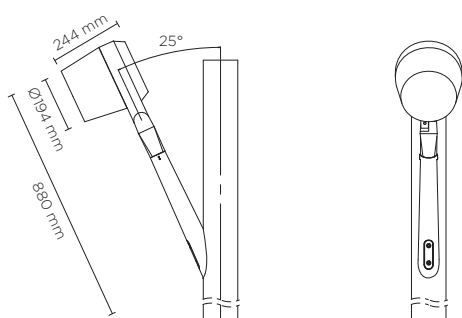
AC085 - POLE PLATE

Pole plate for pole mounting of all Ring models, suitable to be used with poles diam. min 76 mm and diam. max 120 mm. Can be positioned on various staggered levels or on a single level, with the same pole. Made in phosphochromatised and polyester powder coated dia-cast copper-free aluminum material, moulded silicone gaskets and screws in stainless steel.



AC089 - TREE-BRANCH BRACKET

Special bracket for Ring Mega pole mounting, suitable to be used with poles diam. min 76 mm and diam. max 120 mm. Can be positioned on various staggered levels or on a single level, with the same pole. Made in phosphochromatised and polyester powder coated dia-cast copper-free aluminum material, moulded silicone gaskets and screws in stainless steel.



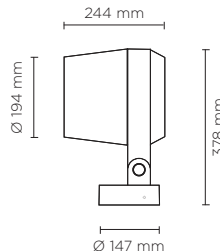


101408

RING MEGA HP

Designed by
NAVA + AROSIO

Floodlight for outdoor installation on a façade/wall, with 355° swivel base and allowing horizontal adjustment of +90° / -40°. Phospho-chromatised and polyester powder coated die-cast copper-free aluminium base and head, tempered safety glass, moulded silicone gaskets and o-rings, with screws in stainless steel. Swivel joint with graduated scale and mechanical aiming lock. Built-in LED driver, with 12 x CREE "XHP35" LED. IP66 rating.



light source	light beam options	lumen output (lm)	lumin. efficacy (lm/w)
3000°K warm-white			
high-power led	4°	9.500	107.96
high-power led	10°	9.450	107.38
high-power led	28°	9.380	106.59
4000°K neutral-white			
high-power led	4°	9.600	109.09
high-power led	10°	9.550	108.52
high-power led	28°	9.480	107.73

2700°K CCT available on request

Finish color options:

- Textured Grey RAL 9006
- Anthracite Grey RAL 7016
- Matt Black (on request)

Technical features



Available on request



Technical data

Wattage	88 WATT
IP Rating	IP66
IK Rating	IK10
Material	High corrosion resistance die-cast copper-free aluminum body
Coating	Polyester powder coating with phosphocromating pre-finish
Light source	12 x CREE "XHP35" LED
Screws	Stainless steel
Transformer	Electrical power supply 220/240V 50/60Hz built-in
Gasket	Silicone rubber
Glass	Tempered
Power cable	1 mt. power cable included
Gross weight	8,00 Kg

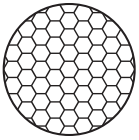


OTHER VIEW



OPTIONAL

AC087
HONEYCOMB
LOUVER



AC086
ANTI-GLARE
VISOR



AC103
SPIKE



OPTIONAL

LUMINAIRE SUITABLE FOR POLE MOUNTING
IN SINGLE OR MULTIPLE COMBINATIONS

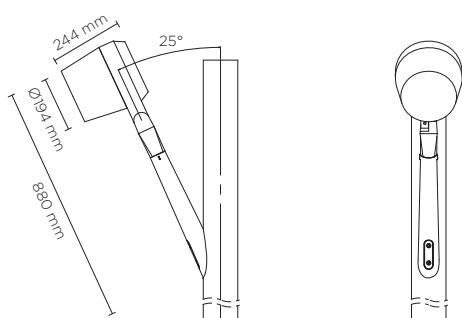
AC085 - POLE PLATE

Pole plate for pole mounting of all Ring models, suitable to be used with poles diam. min 76 mm and diam. max 120 mm. Can be positioned on various staggered levels or on a single level, with the same pole. Made in phosphochromatised and polyester powder coated dia-cast copper-free aluminum material, moulded silicone gaskets and screws in stainless steel.



AC089 - TREE-BRANCH BRACKET

Special bracket for Ring Mega pole mounting, suitable to be used with poles diam. min 76 mm and diam. max 120 mm. Can be positioned on various staggered levels or on a single level, with the same pole. Made in phosphochromatised and polyester powder coated dia-cast copper-free aluminum material, moulded silicone gaskets and screws in stainless steel.



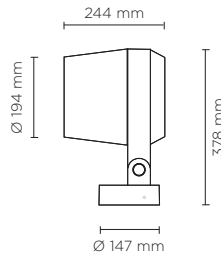


101408RGBW

RING MEGA DMX RGBW

Designed by
NAVA + AROSIO

Floodlight for outdoor installation on a façade/wall, with 355° swivel base and allowing horizontal adjustment of +90° / -40°. Phospho-chromatised and polyester powder coated die-cast copper-free aluminium base and head, tempered safety glass, moulded silicone gaskets and o-rings, with screws in stainless steel. Swivel joint with graduated scale and mechanical aiming lock. Built-in LED driver, DMX driver integrated; with 12 x CREE "XML" RGBW LED. IP66 rating.



light source	light beam options	lumen output (lm)	lumin. efficacy (lm/w)
RGBW			
high-power led	12°	2.000	35.71
high-power led	25°	1.984	35.43
high-power led	35°	1.962	35.04

Finish color options:

- Textured Grey
RAL 9006
- Anthracite Grey
RAL 7016
- Matt Black
(on request)

DMX ACCESSORIES CONTROLLERS, SPLITTERS, ETC...

To be defined together with puk technical department, according to project specifications and after providing installation details.

Technical features



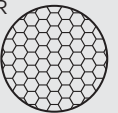
Technical data

Wattage	56 WATT
IP Rating	IP66
IK Rating	IK10
Material	High corrosion resistance die-cast copper-free aluminum body
Coating	Polyester powder coating with phosphocromating pre-finish
Light source	12 x CREE "XML" LED
Screws	Stainless steel
Transformer	Electrical power supply 220/240V 50/60Hz built-in
Gasket	Silicone rubber
Glass	Tempered
Power cable	1 mt. power cable included
DMX cable	DMX in & DMX out cables included
Gross weight	8,00 Kg

AC103
SPIKE



AC087
HONEYCOMB
LOUVER



AC086
ANTI-GLARE
VISOR



AC089 - TREE-BRANCH BRACKET

Special bracket for Ring Mega pole mounting, suitable to be used with poles diam. min 76 mm and diam. max 120 mm. Can be positioned on various staggered levels or on a single level, with the same pole. Made in phospho-chromatised and polyester powder coated die-cast copper-free aluminum material, moulded silicone gaskets and screws in stainless steel.



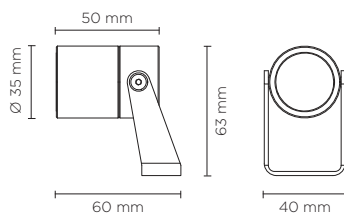




101901

NANOSPOT MICRO HP

Projector for outdoor installation on a façade/wall. Body in anodized aluminum with phospho-chromatised and polyester powder coating, bracket in stainless steel, tempered safety glass, moulded silicone gasket and stainless steel screws. Constant voltage 24V DC remote driver needed. With 1 x XP-G3 CREE LED. IP66 rating.



light source	light beam options	lumen output (lm)	lumin. efficacy (lm/w)
3000°K warm-white			
high-power led	10°	250	83.33
high-power led	30°	240	80.00
high-power led	45°	230	76.66
4000°K neutral-white			
high-power led	10°	270	90.00
high-power led	30°	260	86.66
high-power led	45°	250	83.33

2700°K CCT available on request

Finish color options:



Technical features



Technical data

Wattage	3 WATT
IP Rating	IP66
IK Rating	IK09
Material	Hard anodized aluminum
Coating	Polyester powder coating with phosphochromating pre-finish
Light source	1 x CREE "XP-G3" LED
Screws	Stainless steel
Remote driver	Constant voltage 24V DC
Gasket	Silicone rubber
Glass	Tempered
Power cable	1,5 mt. power cable included
Gross weight	0,40 Kg

OTHER VIEW

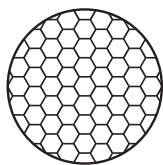


OPTIONAL

AC044
SPIKE



AC094
HONEYCOMB LOUVER



AC038
TREE STRAP



AC097
ANTI-GLARE SNOOT



ACCESSORIES

AC100 PIPE L 300 mm

Extension pipe length 300 mm made in anodized aluminum with phospho-chromatised and polyester powder coating.

AC101 PIPE L 600 mm

Extension pipe length 600 mm made in anodized aluminum with phospho-chromatised and polyester powder coating.

AC102 PIPE L 900 mm

Extension pipe length 900 mm made in anodized aluminum with phospho-chromatised and polyester powder coating.



remote driver selection

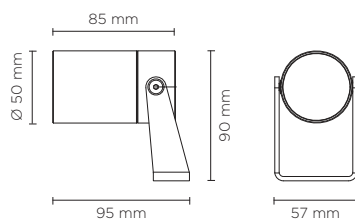
brand	manufacturer code	type	watt	IP rate	numbers of fixtures
Meanwell	LPV-20-24	constant voltage 24V DC	20W	IP67	min 1 - max 4
Meanwell	LPV-35-24	constant voltage 24V DC	35W	IP67	min 1 - max 7
Meanwell	LPV-60-24	constant voltage 24V DC	60W	IP67	min 1 - max 12



101902

NANOSPOT MINI COB

Projector for outdoor installation on a façade/wall. Body in anodized aluminum with phospho-chromatised and polyester powder coating, bracket in stainless steel, tempered safety glass, moulded silicone gasket and stainless steel screws. With 1 direct 220-240V LUMENS "EDC 38C" COB LED. IP66 rating.



light source	light beam options	lumen output (lm)	lumin. efficacy (lm/w)
3000°K warm-white			
cob led	20°	400	50.00
cob led	40°	390	48.75
4000°K neutral-white			
cob led	20°	410	51.25
cob led	40°	400	50.00
2700°K CCT available on request			

Finish color options:

Textured Grey
RAL 9006

Anthracite Grey
RAL 7016

Matt Black
(on request)

Technical features

IP66

IK09

CE

5
YEARS

⊕

Technical data

Wattage	8 WATT
IP Rating	IP66
IK Rating	IK09
Material	Hard anodized aluminum
Coating	Polyester powder coating with phosphochromating pre-finish
Light source	1 x LUMENS "EDC 38C" COB LED
Screws	Stainless steel
Transformer	Electrical power supply 220/240V 50/60Hz built-in
Gasket	Silicone rubber
Glass	Tempered
Power cable	1,5 mt. power cable included
Gross weight	0,60 Kg

OTHER VIEW

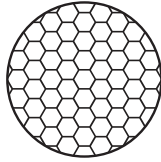


OPTIONAL

AC044
SPIKE



AC095
HONEYCOMB LOUVER



AC038
TREE STRAP



AC098
ANTI-GLARE SNOOT



ACCESSORIES

AC100 PIPE L 300 mm

Extension pipe length 300 mm made in anodized aluminum with phospho-chromatised and polyester powder coating.

AC101 PIPE L 600 mm


Extension pipe length 600 mm made in anodized aluminum with phospho-chromatised and polyester powder coating.

AC102 PIPE L 900 mm

Extension pipe length 900 mm made in anodized aluminum with phospho-chromatised and polyester powder coating.



AC100



AC101



AC102

300 mm

600 mm

900 mm



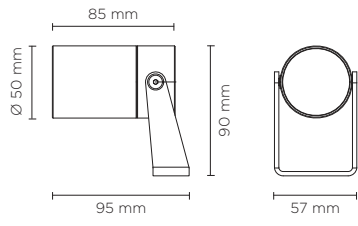




101903

NANOSPOT MINI HP

Projector for outdoor installation on a façade/wall. Body in anodized aluminum with phospho-chromatised and polyester powder coating, bracket in stainless steel, tempered safety glass, moulded silicone gasket and stainless steel screws. Constant current max 700mA remote driver needed. With 1 x CREE XHP35 LED. IP66 rating.



350 mA - LED POWER 5W

light source	light beam options	lumen output (lm)	lumin. efficacy (lm/w)
3000°K warm-white			
high-power led	4°	510	102.00
high-power led	10°	489	97.80
high-power led	28°	474	94.80
4000°K neutral-white			
high-power led	4°	520	104.00
high-power led	10°	499	99.80
high-power led	28°	484	96.80

2700°K CCT available on request

Finish color options:

- Textured Grey RAL 9006
- Anthracite Grey RAL 7016
- Matt Black (on request)

Technical features

IP66

IK09

CE

5 YEARS

III







Full RGB

Technical data







Wattage	MAX 10 WATT
IP Rating	IP66
IK Rating	IK09
Material	Hard anodized aluminum
Coating	Polyester powder coating with phosphochromating pre-finish
Light source	1 x CREE XHP35 LED
Screws	Stainless steel
Remote driver	Constant current max 700mA
Gasket	Silicone rubber
Glass	Tempered
Power cable	1,5 mt. power cable included
Gross weight	0,60 Kg



500 mA - LED POWER 7W

light source	light beam options	lumen output (lm)	lumin. efficacy (lm/w)
3000°K warm-white			
high-power led	 4°	690	98.57
high-power led	 10°	662	94.57
high-power led	 28°	642	91.71
4000°K neutral-white			
high-power led	 4°	703	100.43
high-power led	 10°	676	96.57
high-power led	 28°	656	93.71

700 mA - LED POWER 10W

light source	light beam options	lumen output (lm)	lumin. efficacy (lm/w)
3000°K warm-white			
high-power led	 4°	907	90.69
high-power led	 10°	872	87.20
high-power led	 28°	846	84.60
4000°K neutral-white			
high-power led	 4°	930	93.00
high-power led	 10°	890	89.00
high-power led	 28°	863	86.30

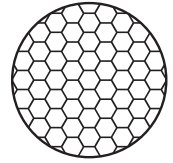
ACCESSORIES

OPTIONAL

AC044 SPIKE



AC095 HONEYCOMB LOUVER



AC038 TREE STRAP



AC098 ANTI-GLARE SNOOT



AC100 PIPE L 300 mm

Extension pipe length 300 mm made in anodized aluminum with phospho-chromatised and polyester powder coating.

AC101 PIPE L 600 mm

Extension pipe length 600 mm made in anodized aluminum with phospho-chromatised and polyester powder coating.

AC102 PIPE L 900 mm

Extension pipe length 900 mm made in anodized aluminum with phospho-chromatised and polyester powder coating.



remote driver selection

brand	manufacturer code	type	watt	IP rate	numbers of fixtures
ALVIT Italy	AL1435S-IP	Constant current 350mA	14W	IP67	min 1 - max 2
ALVIT Italy	AL1450S-IP	Constant current 500mA	14W	IP67	1
ALVIT Italy	AL1470S-IP	Constant current 700mA	14W	IP67	1
TCI Italy	152014/350	Constant current 350mA	17W	IP68	min 1 - max 3
TCI Italy	152014/500	Constant current 500mA	24W	IP68	min 1 - max 3
TCI Italy	152014/700	Constant current 700mA	30W	IP68	min 1 - max 3

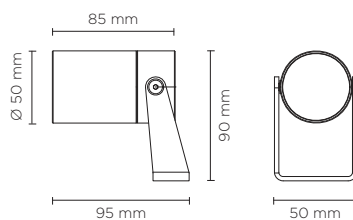





101903RGBW

NANOSPOT MINI RGBW

Projector for outdoor installation on a façade/wall. Body in anodized aluminum with phospho-chromatised and polyester powder coating, bracket in stainless steel, tempered safety glass, moulded silicone gasket and stainless steel screws.

Remote 24V DC power supply needed, remote DMX interface needed; with 1 x CREE "XML" RGBW LED. IP66 rating.



light source	light beam options	lumen output (lm)	lumin. efficacy (lm/w)
RGBW			
high-power led	 12°	160	35.55
high-power led	 25°	152	33.78
high-power led	 35°	145	32.23

Finish color options:



DMX ACCESSORIES CONTROLLERS, SPLITTERS, ETC...

To be defined together with puk technical department, according to project specifications and after providing installation details.

Technical features



Available on request



Technical data

Wattage	4.5 WATT
IP Rating	IP66
IK Rating	IK09
Material	Hard anodized aluminum
Coating	Polyester powder coating with phosphochromating pre-finish
Light source	1 x CREE XM-L RGBW LED
Screws	Stainless steel
Remote driver	Constant voltage 24V DC
DMX interface	not included
Gasket	Silicone rubber
Glass	Tempered
Power cable	1,5 mt. power cable included
Gross weight	0,60 Kg

OTHER VIEW

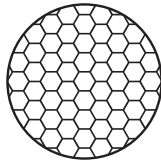


OPTIONAL

AC044
SPIKE



AC095
HONEYCOMB LOUVER



AC038
TREE STRAP



AC098
ANTI-GLARE SNOOT



ACCESSORIES

AC100 PIPE L 300 mm

Extension pipe length 300 mm made in anodized aluminum with phospho-chromatised and polyester powder coating.

AC101 PIPE L 600 mm

Extension pipe length 600 mm made in anodized aluminum with phospho-chromatised and polyester powder coating.

AC102 PIPE L 900 mm

Extension pipe length 900 mm made in anodized aluminum with phospho-chromatised and polyester powder coating.



remote driver selection

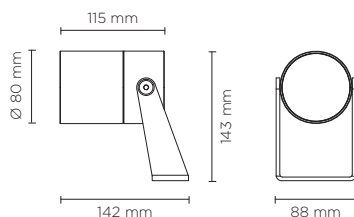
brand	manufacturer code	type	watt	IP rate	numbers of fixtures
Meanwell	LPV-20-24	Constant voltage 24C DV	20W	IP67	min 1 - max 3
Meanwell	LPV-35-24	Constant voltage 24C DV	35W	IP67	min 1 - max 6



101904

NANOSPOT MEDIUM COB

Projector for outdoor installation on a façade/wall. Body in anodized aluminum with phospho-chromatised and polyester powder coating, bracket in stainless steel, tempered safety glass, moulded silicone gasket and stainless steel screws. With 1 direct 220-240V LUMENS "EDC 57C" COB LED. IP66 rating.



light source	light beam options	lumen output (lm)	lumin. efficacy (lm/w)
3000°K warm-white			
cob led	20°	1.000	66.67
cob led	40°	980	65.34
4000°K neutral-white			
cob led	20°	1.050	70.00
cob led	40°	1.030	68.67
2700°K CCT available on request			

Finish color options:

Textured Grey
RAL 9006

Anthracite Grey
RAL 7016

Matt Black
(on request)

Technical features

IP66

IK09

CE

5
YEARS

⊕

Technical data

Wattage	15 WATT
IP Rating	IP66
IK Rating	IK09
Material	Hard anodized aluminum
Coating	Polyester powder coating with phosphochromating pre-finish
Light source	1 x LUMENS "EDC 57C" COB LED
Screws	Stainless steel
Transformer	Electrical power supply 220/240V 50/60Hz built-in
Gasket	Silicone rubber
Glass	Tempered
Power cable	1,5 mt. power cable included
Gross weight	1,50 Kg

OTHER VIEW

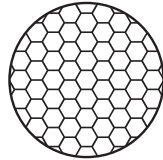


OPTIONAL

AC044
SPIKE



AC096
HONEYCOMB LOUVER



AC038
TREE STRAP



AC099
ANTI-GLARE SNOOT



AC100 PIPE L 300 mm

Extension pipe length 300 mm made in anodized aluminum with phospho-chromatised and polyester powder coating.

AC101 PIPE L 600 mm


Extension pipe length 600 mm made in anodized aluminum with phospho-chromatised and polyester powder coating.

AC102 PIPE L 900 mm


Extension pipe length 900 mm made in anodized aluminum with phospho-chromatised and polyester powder coating.



AC100



AC101



AC102

300 mm

600 mm

900 mm



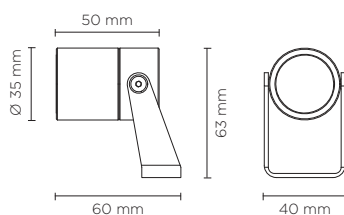




102201

NANOSPOT MICRO STEEL HP

Projector for outdoor installation on a façade/wall. Completely realized in stainless steel AISI 316L, tempered safety glass, moulded silicone gasket and stainless steel screws. Constant voltage 24V DC remote driver needed. With 1 x XP-G3 CREE LED. IP66 rating.



light source	light beam options	lumen output (lm)	lumin. efficacy (lm/w)
3000°K warm-white			
high-power led	10°	250	83.33
high-power led	30°	240	80.00
high-power led	45°	230	76.66
4000°K neutral-white			
high-power led	10°	270	90.00
high-power led	30°	260	86.66
high-power led	45°	250	83.33

2700°K CCT available on request

Finish color options:

Stainless Steel

Technical features



Technical data

Wattage	3 WATT
IP Rating	IP66
IK Rating	IK09
Material	Stainless steel AISI 316L
Light source	1 x CREE "XP-G3" LED
Screws	Stainless steel
Remote driver:	Constant voltage 24V DC
Gasket	Silicone rubber
Glass	Tempered
Power cable	1,5 mt. power cable included
Gross weight	0,80 Kg



OTHER VIEW

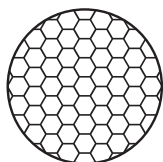


OPTIONAL

AC044
SPIKE



AC094
HONEYCOMB LOUVER



AC038
TREE STRAP



AC126
ANTI-GLARE SNOOT



remote driver selection

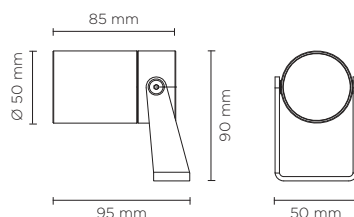
brand	manufacturer code	type	watt	IP rate	numbers of fixtures
Meanwell	LPV-20-24	constant voltage 24V DC	20W	IP67	min 1 - max 4
Meanwell	LPV-35-24	constant voltage 24V DC	35W	IP67	min 1 - max 7
Meanwell	LPV-60-24	constant voltage 24V DC	60W	IP67	min 1 - max 12



102202

NANOSPOT MINI STEEL COB

Projector for outdoor installation on a façade/wall. Completely realized in stainless steel AISI 316L, tempered safety glass, moulded silicone gasket and stainless steel screws. With 1 direct 220-240V LUMENS "EDC 38C" COB LED. IP66 rating.

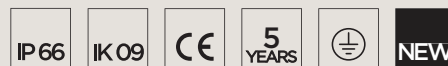


light source	light beam options	lumen output (lm)	lumin. efficacy (lm/w)
3000°K warm-white			
cob led	20°	250	62.50
cob led	40°	240	60.00
4000°K neutral-white			
cob led	20°	260	65.00
cob led	40°	250	62.50

Finish color options:

 Stainless Steel

Technical features



Technical data

Wattage	4 WATT
IP Rating	IP66
IK Rating	IK09
Material	Stainless steel AISI 316L
Light source	1 x LUMENS "EDC 38C" COB LED
Screws	Stainless steel
Transformer	Electrical power supply 220/240V 50/60Hz built-in
Gasket	Silicone rubber
Glass	Tempered
Power cable	1,5 mt. power cable included
Gross weight	1,10 Kg

OTHER VIEW

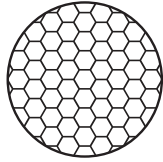


OPTIONAL

AC044
SPIKE



AC095
HONEYCOMB LOUVER



AC038
TREE STRAP



AC127
ANTI-GLARE SNOOT

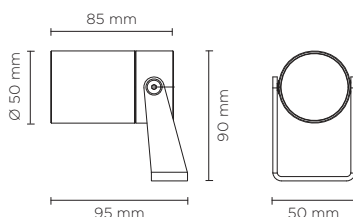




102203

NANOSPOT MINI STEEL HP

Projector for outdoor installation on a façade/wall. Completely realized in stainless steel AISI 316L, tempered safety glass, moulded silicone gasket and stainless steel screws. Constant current max 500mA remote driver needed. With 1 x XHP35 CREE LED. IP66 rating.



350 mA - LED POWER 5W

light source	light beam options	lumen output (lm)	lumin. efficacy (lm/w)
3000°K warm-white			
high-power led	4°	510	102.00
high-power led	10°	489	97.80
high-power led	28°	474	94.80
4000°K neutral-white			
high-power led	4°	520	104.00
high-power led	10°	499	99.80
high-power led	28°	484	96.80

2700°K CCT available on request

Finish color options:

Stainless Steel

Technical features









Technical data

Wattage	Max 7 WATT
IP Rating	IP66
IK Rating	IK09
Material	Stainless steel AISI 316L
Light source	1 x CREE XHP35 LED
Screws	Stainless steel
Remote driver	Constant current max 500mA
Gasket	Silicone rubber
Glass	Tempered
Power cable	1,5 mt. power cable included
Gross weight	1,10 Kg



500 mA - LED POWER 7W

light source	light beam options	lumen output (lm)	lumin. efficacy (lm/w)
3000°K warm-white			
high-power led	 4°	690	98.57
high-power led	 10°	662	94.57
high-power led	 28°	642	91.71
4000°K neutral-white			
high-power led	 4°	703	100.43
high-power led	 10°	676	96.57
high-power led	 28°	656	93.71

OTHER VIEW

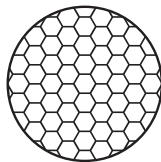


OPTIONAL

AC044
SPIKE



AC095
HONEYCOMB LOUVER



AC038
TREE STRAP



AC127
ANTI-GLARE SNOOT



remote driver selection

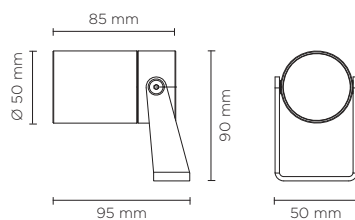
brand	manufacturer code	type	watt	IP rate	numbers of fixtures
ALVIT Italy	AL1435S-IP	Constant current 350mA	14W	IP67	min 1 - max 2
ALVIT Italy	AL1450S-IP	Constant current 500mA	14W	IP67	1
TCl Italy	152014/350	Constant current 350mA	17W	IP68	min 1 - max 3
TCl Italy	152014/500	Constant current 500mA	24W	IP68	min 1 - max 3



102203 RGBW

NANOSPOT MINI STEEL RGBW

Projector for outdoor installation on a façade/wall. Completely realised in stainless steel AISI 316L, tempered safety glass, moulded silicone gasket and stainless steel screws. Remote 24V DC power supply needed, remote DMX interface needed; with 1 x CREE "XML" RGBW LED. IP66 rating.



light source	light beam options	lumen output (lm)	lumin. efficacy (lm/w)
RGBW			
high-power led	12°	160	35.55
high-power led	25°	152	33.78
high-power led	35°	145	32.23

Finish color options:

Stainless Steel

Technical features



Available on request



Technical data

Wattage	4.5 WATT
IP Rating	IP66
IK Rating	IK09
Material	Stainless steel AISI 316L
Light source	1 x CREE XM-L RGBW LED
Screws	Stainless steel
Remote driver	Constant voltage 24V DC
DMX interface	not included
Gasket	Silicone rubber
Glass	Tempered
Power cable	1,5 mt. power cable included
Gross weight	1,10 Kg

OTHER VIEW

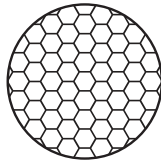


OPTIONAL

AC044
SPIKE



AC095
HONEYCOMB LOUVER



AC038
TREE STRAP



AC127
ANTI-GLARE SNOOT



remote driver selection

brand	manufacturer code	type	watt	IP rate	numbers of fixtures
Meanwell	LPV-20-24	Constant voltage 24C DV	20W	IP67	min 1 - max 3
Meanwell	LPV-35-24	Constant voltage 24C DV	35W	IP67	min 1 - max 6

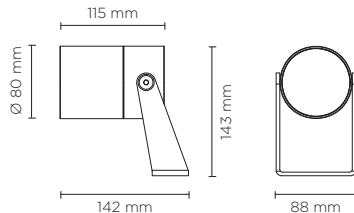




102204

NANOSPOT MEDIUM STEEL COB

Projector for outdoor installation on a façade/wall. Completely realised in stainless steel AISI 316L, tempered safety glass, moulded silicone gasket and stainless steel screws. With 1 direct 220-240V LUMENS "EDC 47C" COB LED. IP66 rating.

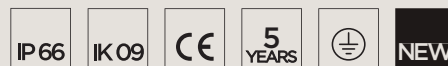


light source	light beam options	lumen output (lm)	lumin. efficacy (lm/w)
3000°K warm-white			
cob led	20°	700	70.00
cob led	40°	690	69.00
4000°K neutral-white			
cob led	20°	735	73.50
cob led	40°	720	72.00

Finish color options:

 Stainless Steel

Technical features



Technical data

Wattage	10 WATT
IP Rating	IP66
IK Rating	IK09
Material	Stainless steel AISI 316L
Light source	1 x LUMENS "EDC 57C" COB LED
Screws	Stainless steel
Transformer	Electrical power supply 220/240V 50/60Hz built-in
Gasket	Silicone rubber
Glass	Tempered
Power cable	1,5 mt. power cable included
Gross weight	2,30 Kg

OTHER VIEW

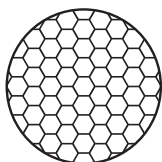


OPTIONAL

AC044
SPIKE



AC096
HONEYCOMB LOUVER



AC038
TREE STRAP



AC128
ANTI-GLARE SNOOT

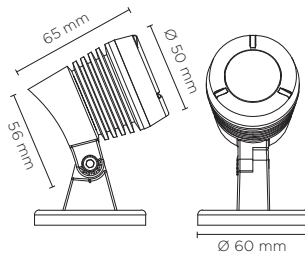




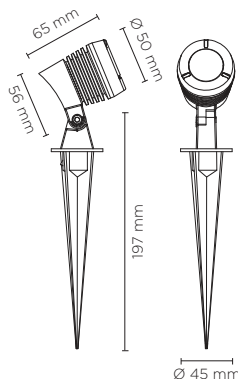
107001



JET MICRO

Spike projector for outdoor installation through earth spike. Phospho-chromatised and polyester powder coated die-cast copper-free aluminium body, tempered safety glass, moulded silicone gasket and stainless steel screws. Built-in LED driver 220-240V 50-60Hz, with 1 CREE XB-D LED. IP66 rating.



107002 JET MICRO SPIKE



light source	light beam options	lumen output (lm)	lumin. efficacy (lm/w)
3000°K warm-white			
high-power led	 30°	139	69.50
4000°K neutral-white			
high-power led	 30°	146	73

Finish color options:

 Textured Grey
RAL 9006

Technical features



Technical data

Wattage	2 WATT
IP Rating	IP66
IK Rating	IK08
Material	High corrosion resistance die-cast copper-free aluminum body
Coating	Polyester powder coating with phosphochromating pre-finish
Light source	NR. 1 x 2W CREE "XB-D" LED
Screws	Stainless steel
Transformer	Electronic power supply 220/240V 50/60Hz built-in
Gasket	Silicone rubber
Glass	Tempered
Anti-glare	Visor
Power cable	1 mt. neoprene power cable included
Gross weight	0,60 Kg
Spike	Anticorrosion plastic material



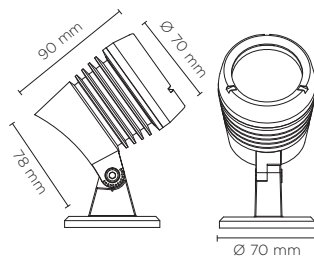




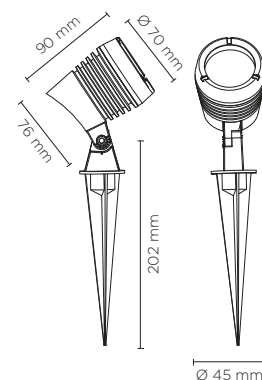
107003



JET MINI

Spike projector for outdoor installation through earth spike. Phospho-chromatised and polyester powder coated die-cast copper-free aluminium body, tempered safety glass, moulded silicone gasket and stainless steel screws. Built-in LED driver 220-240V 50-60Hz, with 1 CREE CXA 1304 COB LED. IP66 rating.



107004 JET MINI SPIKE



light source	light beam options	lumen output (lm)	lumin. efficacy (lm/w)
3000°K warm-white			
cob led	 30°	492	82.00
4000°K neutral-white			
cob led	 30°	517	86.16

Finish color options:

 Textured Grey
RAL 9006

Technical features



Technical data

Wattage	6 WATT
IP Rating	IP66
IK Rating	IK08
Material	High corrosion resistance die-cast copper-free aluminum body
Coating	Polyester powder coating with phosphochromating pre-finish
Light source	NR. 1 x 6W COB CREE "CXA 1304" LED
Screws	Stainless steel
Transformer	Electronic power supply 220/240V 50/60Hz built-in
Gasket	Silicone rubber
Glass	Tempered
Anti-glare	Visor
Power cable	1 mt. neoprene power cable included
Gross weight	0,70 Kg
Spike	Anticorrosion plastic material

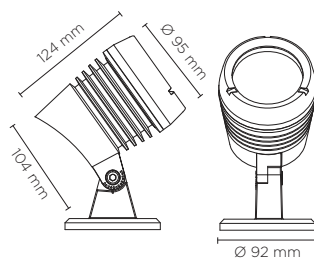




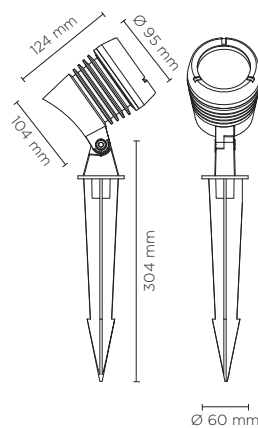
107005

JET MEDIUM

Spike projector for outdoor installation through earth spike. Phospho-chromatised and polyester powder coated die-cast copper-free aluminium body, tempered safety glass, moulded silicone gasket and stainless steel screws. Built-in LED driver 220-240V 50-60Hz, with 1 CREE CXA 1507 COB LED. IP66 rating.



107006 JET MEDIUM SPIKE



light source	light beam options	lumen output (lm)	lumin. efficacy (lm/w)
3000°K warm-white			
cob led	30°	898	74.90
4000°K neutral-white			
cob led	30°	943	78.58

Finish color options:

Textured Grey
RAL 9006

Technical features



Technical data

Wattage	12 WATT
IP Rating	IP66
IK Rating	IK08
Material	High corrosion resistance die-cast copper-free aluminum body
Coating	Polyester powder coating with phosphochromating pre-finish
Light source	NR. 1 x 12W COB CREE "CXA 1507" LED
Screws	Stainless steel
Transformer	Electronic power supply 220/240V 50/60Hz built-in
Gasket	Silicone rubber
Glass	Tempered
Anti-glare	Visor
Power cable	1 mt. neoprene power cable included
Gross weight	1,40 Kg
Spike	Anticorrosion plastic material



AC038
TREE STRAP





101801-02-03-04

LIGHTBEAM

Projector for outdoor installation. phospho-chromatised and polyester powder coated die-cast copper-free aluminium body, tempered safety glass, moulded silicone gasket and stainless steel screws. With 18 to 60 OSRAM LED, available as 24V (remote power supply needed) or 220-240V (built-in power supply). IP66 rating.



Technical features

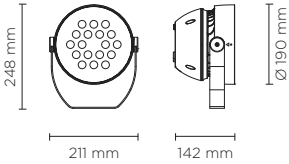


Technical data

IP Rating	IP66
IK Rating	IK08
Material	High corrosion resistance die-cast copper-free aluminum body
Coating	Polyester powder coating with phosphochromating pre-finish
Light source	OSRAM OSOLON SSL 80 LED
Screws	Stainless steel
Transformer	Built-in or remote, as per customer preference
Gasket	Silicone rubber
Glass	Tempered
Power cable	1 mt. power cable included



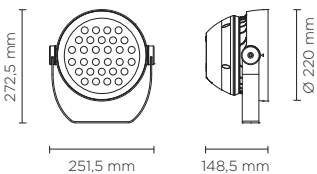
101801		LIGHTBEAM-18
light source	light beam options	lumen output (lm)
3000°K warm-white		
high-power led	8° / 15° / 30° / 45° / 60° / 15x60° / 20x40°	2.702
4000°K neutral-white		
high-power led	8° / 15° / 30° / 45° / 60° / 15x60° / 20x40°	2.758



Technical data	
Wattage	36 WATT
Light source	NR. 18 OSRAM LED
Gross weight	2,60 Kg



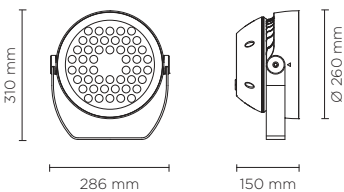
101802		LIGHTBEAM-30
light source	light beam options	lumen output (lm)
3000°K warm-white		
high-power led	8° / 15° / 30° / 45° / 60° / 15x60° / 20x40°	4.887
4000°K neutral-white		
high-power led	8° / 15° / 30° / 45° / 60° / 15x60° / 20x40°	4.986



Technical data	
Wattage	60 WATT
Light source	NR. 30 OSRAM LED
Gross weight	5,20 Kg



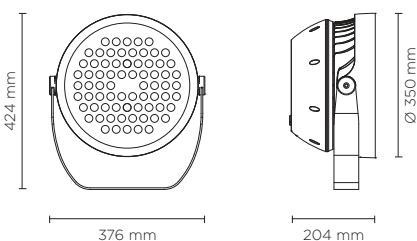
101803		LIGHTBEAM-48
light source	light beam options	lumen output (lm)
3000°K warm-white		
high-power led	8° / 15° / 30° / 45° / 60° / 15x60° / 20x40°	6.277
4000°K neutral-white		
high-power led	8° / 15° / 30° / 45° / 60° / 15x60° / 20x40°	6.405



Technical data	
Wattage	100 WATT
Light source	NR. 48 OSRAM LED
Gross weight	7,30 Kg



101804		LIGHTBEAM-60
light source	light beam options	lumen output (lm)
3000°K warm-white		
high-power led	8° / 15° / 30° / 45° / 60° / 15x60° / 20x40°	12.135
4000°K neutral-white		
high-power led	8° / 15° / 30° / 45° / 60° / 15x60° / 20x40°	12.383



Technical data	
Wattage	150 WATT
Light source	NR. 60 OSRAM LED
Gross weight	13,50 Kg

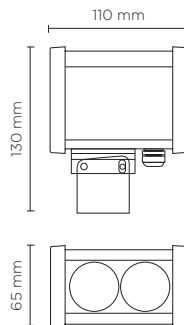





108001

LASER MICRO

Skyscraper projector for outdoor installation to wall wash a building façade. Anodized extruded aluminium body, phosphochromatised and polyester powder coated die-cast copper-free aluminium closing caps, tempered safety glass, moulded silicone gasket and stainless steel screws. 24V DC remote driver needed, with 2 CREE LED. IP66 rating.



light source	light beam options	lumen output (lm)	lumin. efficacy (lm/w)
3000°K warm-white			
high-power led	 5°	400	66.67

Finish color options:

 Silver

remote driver selection

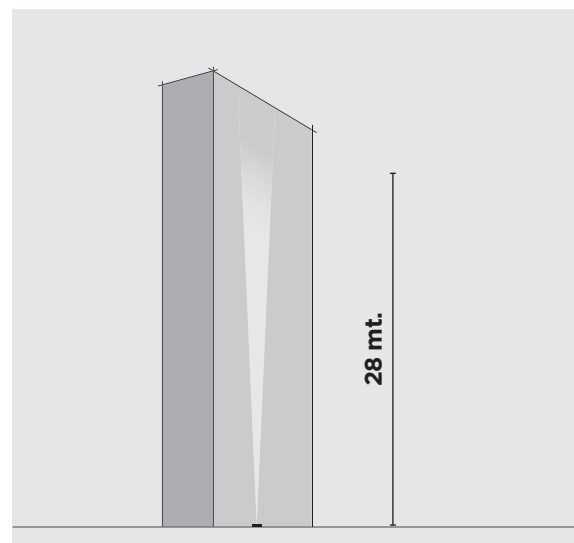
brand	manufacturer code	type	watt	IP rate	numbers of fixtures
Meanwell	LPV-20-24	constant voltage 24V DC	20W	IP67	min1 - max3
Meanwell	LPV-35-24	constant voltage 24V DC	35W	IP67	min1 - max5
Meanwell	LPV-60-24	constant voltage 24V DC	60W	IP67	min1 - max9

Technical features



Technical data

Wattage	6 WATT
IP Rating	IP66
IK Rating	IK07
Material	High corrosion resistance anodized extruded aluminum body, die-cast copper-free aluminum closing caps
Coating	Polyester powder coating with phosphochromating pre-finish
Light source	NR. 2 x 2W CREE LED
Screws	Stainless steel
Transformer	24V DC
Gasket	Silicone rubber
Glass	Tempered
Power cable	0,5 mt. neoprene power cable included
Gross weight	0,80 Kg

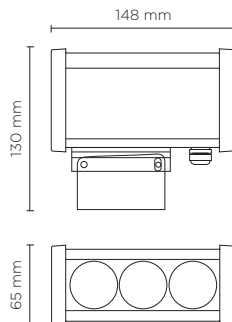





108002

LASER MINI

Skyscraper projector for outdoor installation to wall wash a building façade. Anodized extruded aluminium body, phospho-chromatised and polyester powder coated die-cast copper-free aluminium closing caps, tempered safety glass, moulded silicone gasket and stainless steel screws. 24V DC remote driver needed, with 3 CREE LED. IP66 rating.



light source	light beam options	lumen output (lm)	lumin. efficacy (lm/w)
3000°K warm-white			
high-power led	 5°	600	60.00

Finish color options:

 Silver

remote driver selection

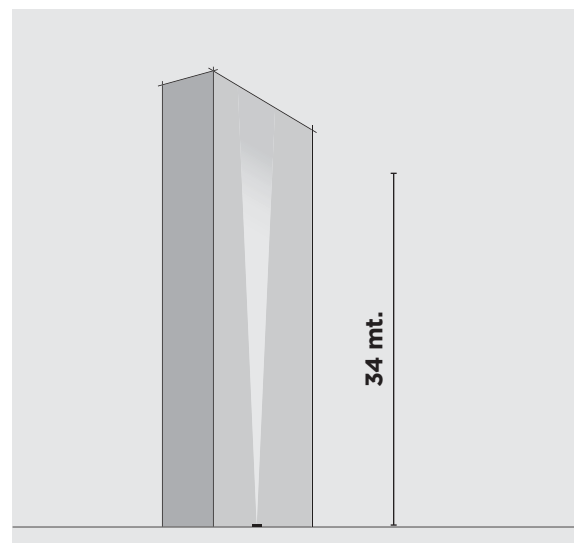
brand	manufacturer code	type	watt	IP rate	numbers of fixtures
Meanwell	LPV-20-24	constant voltage 24V DC	20W	IP67	min1 - max2
Meanwell	LPV-35-24	constant voltage 24V DC	35W	IP67	min1 - max3
Meanwell	LPV-60-24	constant voltage 24V DC	60W	IP67	min1 - max5

Technical features



Technical data

Wattage	10 WATT
IP Rating	IP66
IK Rating	IK07
Material	High corrosion resistance anodized extruded aluminum body, die-cast copper-free aluminum closing caps
Coating	Polyester powder coating with phosphochromating pre-finish
Light source	NR. 3 x 2W CREE LED
Screws	Stainless steel
Transformer	24V DC
Gasket	Silicone rubber
Glass	Tempered
Power cable	0,5 mt. neoprene power cable included
Gross weight	1,10 Kg

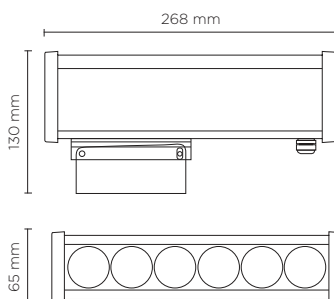




108003

LASER MEDIUM

Skyscraper projector for outdoor installation to wall wash a building façade. Anodized extruded aluminium body, phospho-chromatised and polyester powder coated die-cast copper-free aluminium closing caps, tempered safety glass, moulded silicone gasket and stainless steel screws. Built-in LED driver 220-240V 50-60Hz, with 6 CREE LED. IP66 rating.



light source	light beam options	lumen output (lm)	lumin. efficacy (lm/w)
3000°K warm-white			
high-power led	5°	1.200	66.67

Finish color options:

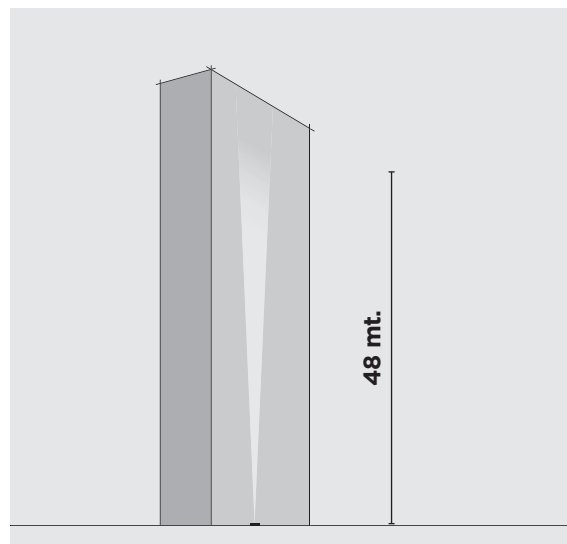
 Silver

Technical features



Technical data

Wattage	18 WATT
IP Rating	IP66
IK Rating	IK07
Material	High corrosion resistance anodized extruded aluminum body, die-cast copper-free aluminum closing caps
Coating	Polyester powder coating with phosphochromating pre-finish
Light source	NR. 6 x 2W CREE LED
Screws	Stainless steel
Transformer	Electronic transformer 220/240V 50/60Hz included
Gasket	Silicone rubber
Glass	Tempered
Power cable	0,5 mt. neoprene power cable included
Gross weight	1,70 Kg

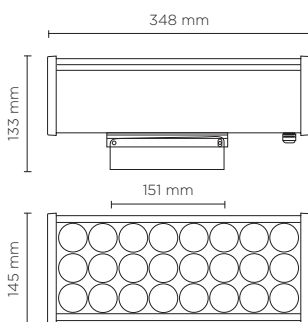





108004

LASER MAXI

Skyscraper projector for outdoor installation to wall wash a building façade. Anodized extruded aluminium body, phosphochromatised and polyester powder coated die-cast copper-free aluminium closing caps, tempered safety glass, moulded silicone gasket and stainless steel screws. Built-in LED driver 220-240V 50-60Hz, with 24 CREE LED. IP66 rating.



light source	light beam options	lumen output (lm)	lumin. efficacy (lm/w)
3000°K warm-white			
high-power led	 5°	4.800	87.27

Finish color options:

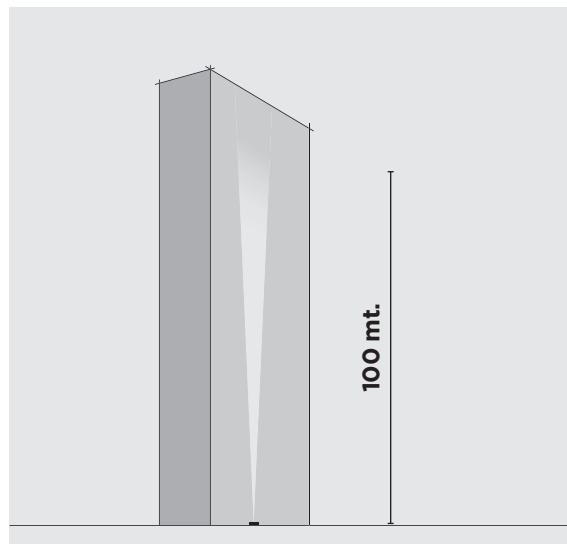
 Silver

Technical features



Technical data

Wattage	55 WATT
IP Rating	IP66
IK Rating	IK07
Material	High corrosion resistance anodized extruded aluminum body, die-cast copper-free aluminum closing caps
Coating	Polyester powder coating with phosphochromating pre-finish
Light source	NR. 24 x 2W CREE LED
Screws	Stainless steel
Transformer	Electronic transformer 220/240V 50/60Hz included
Gasket	Silicone rubber
Glass	Tempered
Power cable	0,5 mt. neoprene power cable included
Gross weight	4,60 Kg





IN GROUND


luminaire	lumen package	page
207000 TERRA	100 - 3.353	150
201000 HYDROFLOOR	55 - 4.050	176
206000 HYDROFLOOR INVISA	536 - 3.875	216
202000 HYDROQUADRO	312 - 3.920	222
205000 HYDROFLOOR VETRO	650 - 940	228
208000 FACE-UP	278 - 1136	230
209000 HYDROFLOOR NANO LINEAR	190 - 558	238
203000 LINE	1.712 - 3.648	248
204000 LINE VETRO	76 - 3.750	252

207001-02-03-04-05-06

TERRA MINI



Technical features



Technical data

IP Rating	IP67
IK Rating	IK10
Material	High corrosion resistance die-cast copper-free aluminum body
Trim	Stainless steel AISI 316
Coating	Polyester powder coating with phosphochromating pre-finish
Screws	Stainless steel
Gasket	Silicone rubber
Glass	Tempered
Power cable	1 mt. power cable included



LIGHT BEAM OPTIONS



EXTRA NARROW 4°

VERY NARROW 10°

NARROW SPOT 18°

MEDIUM 28°

MEDIUM WIDE 36°

WIDE FLOOD 60°

ASYMMETRIC WALL-WASHER

DIFFUSED

8°x170°



207001

TERRA MINI COB

Diameter 140mm ground-recessed luminaire for outdoor installation, phospho-chromatised and polyester powder coated die-cast copper-free aluminium body and stainless steel AISI 316L frame, tempered safety glass, moulded silicone gasket. Light source tilt system +/- 15deg from outside. Built-in LED driver 220-240V 50-60Hz, with 1 CREE CXB1304 LED. IP67 rating.

light source	light beam options	lumen output (lm)	lumin. efficacy (lm/w)
2700°K warm-white			
cob led	18°	600	75.00
cob led	36°	580	72.50
cob led	60°	560	70.00
3000°K warm-white			
cob led	18°	620	77.50
cob led	36°	600	75.00
cob led	60°	580	72.50
4000°K neutral-white			
cob led	18°	640	80.00
cob led	36°	620	77.50
cob led	60°	600	75.00

Finish color options:

Stainless Steel

ACCESSORIES

AC116 - HONEYCOMB LOUVER FOR TERRA MINI

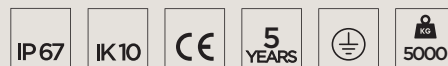


AC117 - GLARE SHIELD FOR TERRA MINI

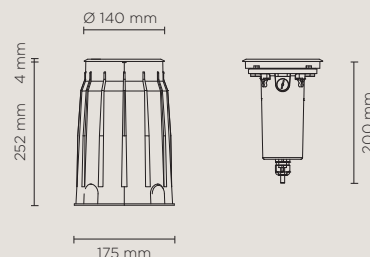


Glare shield accessory made in hard anodized black aluminum, for applications requiring very reduced glaring; minimal light loss on the light surface but overall lumen output typically reduced by 50%.

Technical features



Available on request



Technical data

Wattage	8 WATT
IP Rating	IP67
IK Rating	IK10
Material	high corrosion resistance die-cast copper-free aluminum
Trim	Stainless steel AISI 316L
Coating	polyester powder coating with phosphochromating pre-finish
Light Source	Nr. 1 CREE CXB1304 COB LED
Screws	Stainless steel
Transformer	Electrical power supply 220/240V 50/60Hz built in
Gasket	Silicone rubber
Glass	Tempered
Cable gland	M20
Power cable	1 mt. neoprene power cable included
Gross weight	2,70 Kg





207002

TERRA MINI HP

Diameter 140mm ground-recessed luminaire for outdoor installation, phosphochromatised and polyester powder coated die-cast copper-free aluminium body and stainless steel AISI 316L frame, tempered safety glass, moulded silicone gasket. Light source tilt system +/- 15deg from outside. Built-in LED driver 220-240V 50-60Hz, with 1 CREE "XHP35" LED. IP67 rating.

light source	light beam options	lumen output (lm)	lumin. efficacy (lm/w)
2700°K warm-white			
high-power led	4°	670	83.75
high-power led	10°	642	80.25
high-power led	28°	622	77.75
3000°K warm-white			
high-power led	4°	690	86.25
high-power led	10°	662	82.75
high-power led	28°	642	80.25
4000°K neutral-white			
high-power led	4°	703	87.88
high-power led	10°	676	84.50
high-power led	28°	656	82.00

Finish color options:

Stainless Steel

ACCESSORIES

AC116 - HONEYCOMB LOUVER FOR TERRA MINI



AC117 - GLARE SHIELD FOR TERRA MINI

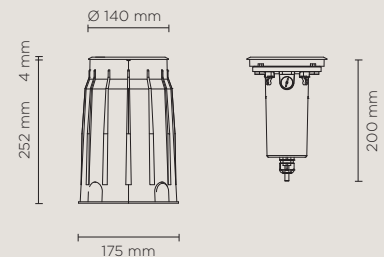


Glare shield accessory made in hard anodized black aluminum, for applications requiring very reduced glaring; minimal light loss on the light surface but overall lumen output typically reduced by 50%.

Technical features



Available on request



Technical data

Wattage	8 WATT
IP Rating	IP67
IK Rating	IK10
Material	high corrosion resistance die-cast copper-free aluminum
Trim	Stainless steel AISI 316L
Coating	polyester powder coating with phosphochromating pre-finish
Light Source	Nr. 1 CREE XHP35 LED
Screws	Stainless steel
Transformer	Electrical power supply 220/240V 50/60Hz built in
Gasket	Silicone rubber
Glass	Tempered
Cable gland	M20
Power cable	1 mt. neoprene power cable included
Gross weight	2,70 Kg








207003

TERRA MINI HP DMX RGBW

Diameter 140mm ground-recessed luminaire for outdoor installation, phospho-chromatised and polyester powder coated die-cast copper-free aluminium body and stainless steel AISI 316L frame, tempered safety glass, moulded silicone gasket. Light source tilt system +/- 15deg from outside. Remote 24V DC power supply needed, DMX interface integrated; with 1 x CREE "XML" RGBW LED. IP67 rating.

light source	light beam options	lumen output (lm)	lumin. efficacy (lm/w)
RGBW			
high-power led	 12°	160	35.55
high-power led	 25°	152	33.78
high-power led	 35°	145	32.23

Finish color options:

Stainless Steel

remote driver selection

brand	manufacturer code	type	watt	IP rate	numbers of fixtures
Meanwell	LPV-20-24	constant voltage 24V DC	20W	IP67	min 1 - max 3
Meanwell	LPV-35-24	constant voltage 24V DC	35W	IP67	min 1 - max 6

ACCESSORIES

AC116 - HONEYCOMB LOUVER FOR TERRA MINI



AC117 - GLARE SHIELD FOR TERRA MINI

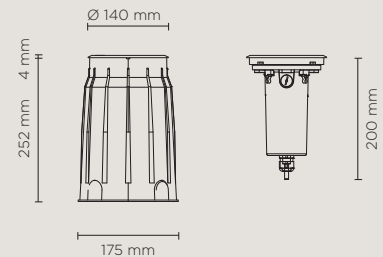


Glare shield accessory made in hard anodized black aluminum, for applications requiring very reduced glaring; minimal light loss on the light surface but overall lumen output typically reduced by 50%.

Technical features



Available on request



Technical data

Wattage	4.5 WATT
IP Rating	IP67
IK Rating	IK10
Material	high corrosion resistance die-cast copper-free aluminum
Trim	Stainless steel AISI 316L
Coating	polyester powder coating with phosphochromating pre-finish
Light Source	Nr. 1 CREE "XML" RGBW LED
Screws	Stainless steel
Remote driver	Constant voltage 24V DC remote driver needed
DMX	DMX interface integrated
Gasket	Silicone rubber
Glass	Tempered
Cable gland	M20 + PG9
Power cable	1 mt. neoprene power cable included
DMX cable	DMX IN cable included
Gross weight	2,70 Kg





207004

TERRA MINI DIFFUSED

Diameter 140mm ground-recessed luminaire for outdoor installation, phospho-chromatised and polyester powder coated die-cast copper-free aluminium body and stainless steel AISI 316L frame, tempered safety glass, moulded silicone gasket. Built-in LED driver 220-240V 50-60Hz, with 16 x mid-power SAMSUNG 2835 LED. IP67 rating.

light source	light beam options	lumen output (lm)	lumin. efficacy (lm/w)
2700°K warm-white			
mid-power led	diffused	100	16.67
3000°K warm-white			
mid-power led	diffused	110	18.34
4000°K neutral-white			
mid-power led	diffused	120	20.00

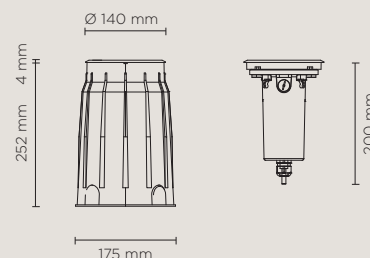
Finish color options:

 Stainless Steel

Technical features



Available on request



Technical data

Wattage	6 WATT
IP Rating	IP67
IK Rating	IK10
Material	high corrosion resistance die-cast copper-free aluminum
Trim	Stainless steel AISI 316L
Coating	polyester powder coating with phosphochromating pre-finish
Light Source	Nr. 16 x mid-power SAMSUNG 2835 LED
Screws	Stainless steel
Transformer	Electrical power supply 220/240V 50/60Hz built in
Gasket	Silicone rubber
Glass	Tempered
Cable gland	M20
Power cable	1 mt. neoprene power cable included
Gross weight	2,70 Kg





207005

TERRA MINI WALL-WASHER

Diameter 140mm ground-recessed luminaire for outdoor installation, phospho-chromatised and polyester powder coated die-cast copper-free aluminium body and stainless steel AISI 316L frame, tempered safety glass, moulded silicone gasket. Built-in LED driver 220-240V 50-60Hz, , with 16 x mid-power SAMSUNG 2835 LED. IP67 rating.

light source	light beam options	lumen output (lm)	lumin. efficacy (lm/w)
2700°K warm-white			
mid-power led	WALL-WASHER	450	75.00
3000°K warm-white			
mid-power led	WALL-WASHER	470	78.34
4000°K neutral-white			
mid-power led	WALL-WASHER	490	81.67

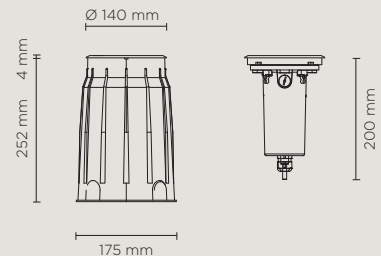
Finish color options:

 Stainless Steel

Technical features



Available on request



Technical data

Wattage	6 WATT
IP Rating	IP67
IK Rating	IK10
Material	high corrosion resistance die-cast copper-free aluminum
Trim	Stainless steel AISI 316L
Coating	polyester powder coating with phosphochromating pre-finish
Light Source	Nr. 16 x mid-power SAMSUNG 2835 LED
Screws	Stainless steel
Transformer	Electrical power supply 220/240V 50/60Hz built-in
Gasket	Silicone rubber
Glass	Tempered
Cable gland	M20
Power cable	1 mt. neoprene power cable included
Gross weight	2,70 Kg





207006

TERRA MINI BLADE

Diameter 140mm ground-recessed luminaire for outdoor installation, phospho-chromatised and polyester powder coated die-cast copper-free aluminium body and stainless steel AISI 316L frame, tempered safety glass, moulded silicone gasket. Built-in LED driver 220-240V 50-60Hz, with 1 CREE "XHP35" LED. IP67 rating.

light source	light beam options	lumen output (lm)	lumin. efficacy (lm/w)
2700°K warm-white			
high-power led	8° x 170°	560	70.00
3000°K neutral-white			
high-power led	8° x 170°	582	72.75
4000°K neutral-white			
high-power led	8° x 170°	600	75.00

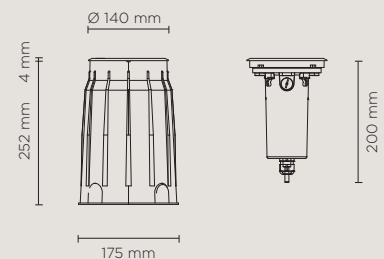
Finish color options:

 Stainless Steel

Technical features



Available on request



Technical data

Wattage	8 WATT
IP Rating	IP67
IK Rating	IK10
Material	high corrosion resistance die-cast copper-free aluminum
Trim	Stainless steel AISI 316L
Coating	polyester powder coating with phosphochromating pre-finish
Light Source	Nr. 1 CREE XHP35 LED
Screws	Stainless steel
Transformer	Electrical power supply 220/240V 50/60Hz built in
Gasket	Silicone rubber
Glass	Tempered
Cable gland	M20
Power cable	1 mt. neoprene power cable included
Gross weight	2,70 Kg




207007-08-09-10

TERRA MINI TRIMLESS



Technical features



Technical data

IP Rating	IP67
IK Rating	IK10
Material	High corrosion resistance die-cast copper-free aluminum body
Coating	Polyester powder coating with phosphochromating pre-finish
Screws	Stainless steel
Gasket	Silicone rubber
Glass	Tempered
Power cable	1 mt. power cable included



SPECIAL TILT SYSTEM INTEGRATED ALLOWING ON SITE ADJUSTMENT +/- 15 DEG. WITHOUT OPENING THE LUMINAIRE

LIGHT BEAM OPTIONS



EXTRA NARROW 4°

VERY NARROW 10°

NARROW SPOT 18°

MEDIUM 28°

MEDIUM WIDE 36°

WIDE FLOOD 60°

DIFFUSED



207007

TERRA MINI TRIMLESS COB

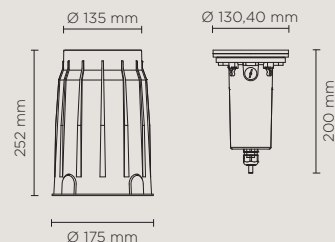
Diameter 130mm ground-recessed luminaire for outdoor installation, phospho-chromatised and polyester powder coated die-cast copper-free aluminium body, tempered safety glass, moulded silicone gasket. Light source tilt system +/- 15deg from outside. Built-in LED driver 220-240V 50-60Hz, with 1 CREE CXB1304 LED. IP67 rating.

light source	light beam options	lumen output (lm)	lumin. efficacy (lm/w)
2700°K warm-white			
cob led	18°	600	75.00
cob led	36°	580	72.50
cob led	60°	560	70.00
3000°K warm-white			
cob led	18°	620	77.50
cob led	36°	600	75.00
cob led	60°	580	72.50
4000°K neutral-white			
cob led	18°	640	80.00
cob led	36°	620	77.50
cob led	60°	600	75.00

Technical features



Available on request



Technical data

Wattage	8 WATT
IP Rating	IP67
IK Rating	IK10
Material	high corrosion resistance die-cast copper-free aluminum
Coating	polyester powder coating with phosphocromating pre-finish
Light Source	Nr. 1 CREE CXB1304 COB LED
Screws	Stainless steel
Transformer	Electrical power supply 220/240V 50/60Hz built in
Gasket	Silicone rubber
Glass	Tempered
Cable gland	M20
Power cable	1 mt. neoprene power cable included
Gross weight	2,70 Kg



ACCESSORIES

AC116 - HONEYCOMB LOUVER FOR TERRA MINI



AC117 - GLARE SHIELD FOR TERRA MINI



Glare shield accessory made in hard anodized black aluminum, for applications requiring very reduced glaring; minimal light loss on the light surface but overall lumen output typically reduced by 50%.



207008

TERRA MINI TRIMLESS HP

Diameter 130mm ground-recessed luminaire for outdoor installation, phosphochromatised and polyester powder coated die-cast copper-free aluminium body, tempered safety glass, moulded silicone gasket. Light source tilt system +/- 15deg from outside. Built-in LED driver 220-240V 50-60Hz, with 1 CREE "XHP35" LED. IP67 rating.

light source	light beam options	lumen output (lm)	lumin. efficacy (lm/w)
2700°K warm-white			
high-power led	4°	670	83.75
high-power led	10°	642	80.25
high-power led	28°	622	77.75
3000°K warm-white			
high-power led	4°	690	86.25
high-power led	10°	662	82.75
high-power led	28°	642	80.25
4000°K neutral-white			
high-power led	4°	703	87.88
high-power led	10°	676	84.50
high-power led	28°	656	82.00

ACCESSORIES

AC116 - HONEYCOMB LOUVER FOR TERRA MINI



AC117 - GLARE SHIELD FOR TERRA MINI

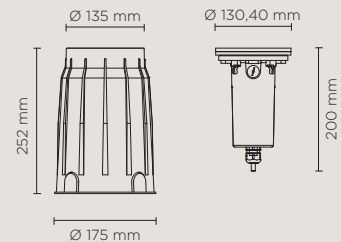


Glare shield accessory made in hard anodized black aluminum, for applications requiring very reduced glaring; minimal light loss on the light surface but overall lumen output typically reduced by 50%.

Technical features



Available on request



Technical data

Wattage	8 WATT
IP Rating	IP67
IK Rating	IK10
Material	high corrosion resistance die-cast copper-free aluminum
Coating	polyester powder coating with phosphochromating pre-finish
Light Source	Nr. 1 CREE XHP35 LED
Screws	Stainless steel
Transformer	Electrical power supply 220/240V 50/60Hz built in
Gasket	Silicone rubber
Glass	Tempered
Cable gland	M20
Power cable	1 mt. neoprene power cable included
Gross weight	2,70 Kg








207009

TERRA MINI TRIMLESS HP DMX RGBW

Diameter 130mm ground-recessed luminaire for outdoor installation, phospho-chromatised and polyester powder coated die-cast copper-free aluminium body and stainless steel AISI 316L frame, tempered safety glass, moulded silicone gasket. Light source tilt system +/- 15deg from outside. Remote 24V DC power supply needed, DMX interface integrated; with 1 x CREE "XML" RGBW LED. IP67 rating.

light source	light beam options	lumen output (lm)	lumin. efficacy (lm/w)
RGBW			
high-power led	 12°	160	35.55
high-power led	 25°	152	33.78
high-power led	 35°	145	32.23

remote driver selection

brand	manufacturer code	type	watt	IP rate	numbers of fixtures
Meanwell	LPV-20-24	constant voltage 24V DC	20W	IP67	min 1 - max 3
Meanwell	LPV-35-24	constant voltage 24V DC	35W	IP67	min 1 - max 6

ACCESSORIES

AC116 - HONEYCOMB LOUVER FOR TERRA MINI



AC117 - GLARE SHIELD FOR TERRA MINI

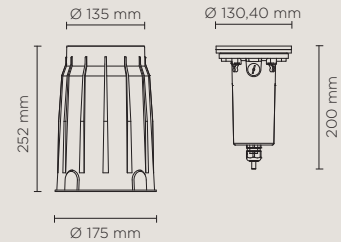


Glare shield accessory made in hard anodized black aluminum, for applications requiring very reduced glaring; minimal light loss on the light surface but overall lumen output typically reduced by 50%.

Technical features



Available on request



Technical data

Wattage	4.5 WATT
IP Rating	IP67
IK Rating	IK10
Material	high corrosion resistance die-cast copper-free aluminum
Coating	polyester powder coating with phosphochromating pre-finish
Light Source	Nr. 1 CREE "XML" RGBW LED
Screws	Stainless steel
Remote driver	Constant voltage 24V DC remote driver needed
DMX	DMX interface integrated
Gasket	Silicone rubber
Glass	Tempered
Cable gland	M20 + PG9
Power cable	1 mt. neoprene power cable included
DMX cable	DMX IN cable included
Gross weight	2,70 Kg





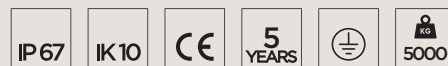
207010

TERRA MINI TRIMLESS DIFFUSED

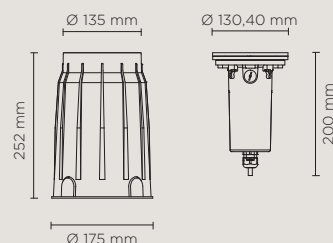
Diameter 130mm ground-recessed luminaire for outdoor installation, phosphochromatised and polyester powder coated die-cast copper-free aluminium body, tempered safety glass, moulded silicone gasket. Built-in LED driver 220-240V 50-60Hz, with 16 x mid-power SAMSUNG 2835 LED. IP67 rating.

light source	light beam options	lumen output (lm)	lumin. efficacy (lm/w)
2700°K warm-white			
mid-power led	diffused	100	16.67
3000°K warm-white			
mid-power led	diffused	110	18.34
4000°K neutral-white			
mid-power led	diffused	120	20.00

Technical features



Available on request



Technical data

Wattage	6 WATT
IP Rating	IP67
IK Rating	IK10
Material	high corrosion resistance die-cast copper-free aluminum
Coating	polyester powder coating with phosphochromating pre-finish
Light Source	Nr. 16 x mid-power SAMSUNG 2835 LED
Screws	Stainless steel
Transformer	Electrical power supply 220/240V 50/60Hz built in
Gasket	Silicone rubber
Glass	Tempered
Cable gland	M20
Power cable	1 mt. neoprene power cable included
Gross weight	2,70 Kg



207011-12-13-14

TERRA MEDIUM



Technical features



Technical data

IP Rating	IP67
IK Rating	IK10
Material	High corrosion resistance die-cast copper-free aluminum body
Trim	Stainless steel AISI 316
Coating	Polyester powder coating with phosphochromating pre-finish
Screws	Stainless steel
Gasket	Silicone rubber
Glass	Tempered
Power cable	1 mt. power cable included



LIGHT BEAM OPTIONS



EXTRA NARROW 4°

VERY NARROW 10°

NARROW SPOT 14°

MEDIUM 28°

MEDIUM WIDE 35°

WIDE FLOOD 55°

ASYMMETRIC WALL-WASHER



207011

TERRA MEDIUM COB

Diameter 205mm ground-recessed luminaire for outdoor installation, phospho-chromatised and polyester powder coated die-cast copper-free aluminium body and stainless steel AISI 316L frame, tempered safety glass, moulded silicone gasket. Light source tilt system +/- 15deg from outside. Built-in LED driver 220-240V 50-60Hz, with 1 CREE CXB1512 LED. IP67 rating.

light source	light beam options	lumen output (lm)	lumin. efficacy (lm/w)
2700°K warm-white			
cob led	14°	1.050	80.77
cob led	35°	1.000	76.93
cob led	55°	980	75.38
3000°K warm-white			
cob led	14°	1.099	84.54
cob led	35°	1.079	83.00
cob led	55°	1.057	81.31
4000°K neutral-white			
cob led	14°	1.133	87.15
cob led	35°	1.113	85.62
cob led	55°	1.090	83.85

Finish color options:

Stainless Steel

ACCESSORIES

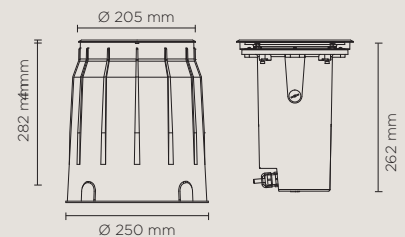


AC118
HONEYCOMB LOUVER
FOR TERRA MEDIUM

Technical features



Available on request



Technical data

Wattage	13 WATT
IP Rating	IP67
IK Rating	IK10
Material	high corrosion resistance die-cast copper-free aluminum
Trim	Stainless steel AISI 316L
Coating	polyester powder coating with phosphochromating pre-finish
Light Source	Nr. 1 CREE CXB1512 COB LED
Screws	Stainless steel
Transformer	Electrical power supply 220/240V 50/60Hz built in
Gasket	Silicone rubber
Glass	Tempered
Cable gland	M20
Power cable	1 mt. neoprene power cable included
Gross weight	5,40 Kg





207012

TERRA MEDIUM HP

Diameter 205mm ground-recessed luminaire for outdoor installation, phosphochromatised and polyester powder coated die-cast copper-free aluminium body and stainless steel AISI 316L frame, tempered safety glass, moulded silicone gasket. Light source tilt system +/- 15deg from outside. Built-in LED driver, with 3 x CREE "XHP35" LED. IP67 rating.

light source	light beam options	lumen output (lm)	lumin. efficacy (lm/w)
2700°K warm-white			
high-power led	4°	1.809	90.45
high-power led	10°	1.733	86.65
high-power led	28°	1.679	83.95
3000°K warm-white			
high-power led	4°	1.863	93.15
high-power led	10°	1.787	89.35
high-power led	28°	1.733	86.65
4000°K neutral-white			
high-power led	4°	1.898	94.90
high-power led	10°	1.825	91.25
high-power led	28°	1.771	88.55

Finish color options:

Stainless Steel

ACCESSORIES

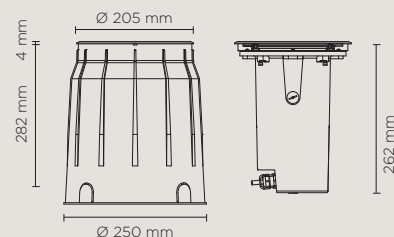


AC118
HONEYCOMB LOUVER
FOR TERRA MEDIUM

Technical features



Available on request



Technical data

Wattage	20 WATT
IP Rating	IP67
IK Rating	IK10
Material	high corrosion resistance die-cast copper-free aluminum
Trim	Stainless steel AISI 316L
Coating	polyester powder coating with phosphochromating pre-finish
Light Source	Nr. 3 CREE XHP35 LED
Screws	Stainless steel
Transformer	Electrical power supply 220/240V 50/60Hz built in
Gasket	Silicone rubber
Glass	Tempered
Cable gland	M20
Power cable	1 mt. neoprene power cable included
Gross weight	5,40 Kg





207013

TERRA MEDIUM HP DMX RGBW

Diameter 205mm ground-recessed luminaire for outdoor installation, phosphochromatised and polyester powder coated die-cast copper-free aluminium body and stainless steel AISI 316L frame, tempered safety glass, moulded silicone gasket. Light source tilt system +/- 15deg from outside. Built-in LED driver, DMX interface integrated; with 3 x CREE "XML" RGBW LED. IP67 rating.

light source	light beam options	lumen output (lm)	lumin. efficacy (lm/w)
RGBW			
high-power led	12°	480	34.28
high-power led	25°	456	32.58
high-power led	35°	435	31.07

Finish color options:

Stainless Steel

ACCESSORIES

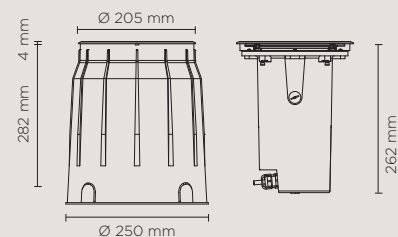


AC118
HONEYCOMB LOUVER
FOR TERRA MEDIUM

Technical features



Available on request



Technical data

Wattage	14 WATT
IP Rating	IP67
IK Rating	IK10
Material	high corrosion resistance die-cast copper-free aluminum
Trim	Stainless steel AISI 316L
Coating	polyester powder coating with phosphochromating pre-finish
Light Source	Nr. 3 CREE "XML" RGBW LED
Screws	Stainless steel
Transformer	Electrical power supply 220/240V 50/60Hz built-in
DMX	DMX interface integrated
Gasket	Silicone rubber
Glass	Tempered
Cable gland	M20 + PG9
Power cable	1 mt. neoprene power cable included
DMX cable	DMX IN cable included
Gross weight	5,40 Kg





207014

TERRA MEDIUM WALL-WASHER

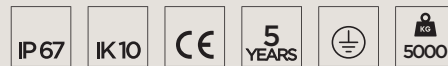
Diameter 205mm ground-recessed luminaire for outdoor installation, phosphochromatised and polyester powder coated die-cast copper-free aluminium body and stainless steel AISI 316L frame, tempered safety glass, moulded silicone gasket. Built-in LED driver 220-240V 50-60Hz, with 32 x mid-power SAMSUNG 2835 LED. IP67 rating.

light source	light beam options	lumen output (lm)	lumin. efficacy (lm/w)
2700°K warm-white			
mid-power led	WALL-WASHER	900	69.23
3000°K warm-white			
mid-power led	WALL-WASHER	940	72.31
4000°K neutral-white			
mid-power led	WALL-WASHER	980	75.38

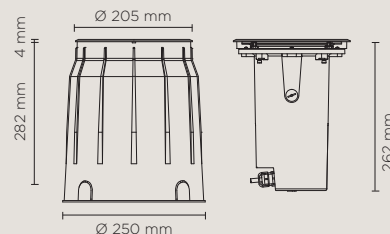
Finish color options:

 Stainless Steel

Technical features



Available on request



Technical data

Wattage	13 WATT
IP Rating	IP67
IK Rating	IK10
Material	high corrosion resistance die-cast copper-free aluminum
Trim	Stainless steel AISI 316L
Coating	polyester powder coating with phosphochromating pre-finish
Light Source	Nr. 32 x mid-power SAMSUNG 2835 LED
Screws	Stainless steel
Transformer	Electrical power supply 220/240V 50/60Hz built-in
Gasket	Silicone rubber
Glass	Tempered
Cable gland	M20
Power cable	1 mt. neoprene power cable included
Gross weight	5,40 Kg

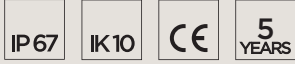


207015-16-17-18

TERRA MAXI



Technical features




Technical data

IP Rating	IP67
IK Rating	IK10
Material	High corrosion resistance die-cast copper-free aluminum body
Coating	Polyester powder coating with phosphochromating pre-finish
Screws	Stainless steel
Gasket	Silicone rubber
Glass	Tempered
Power cable	1 mt. power cable included



EXTERNAL TRIM REALIZED IN STAINLESS STEEL AISI 316L

NO VISIBLE SCREWS ONCE THE PRODUCT IS INSTALLED



20 mm

REDUCED WIDTH AT 20 MM FOR BETTER AESTHETIC IMPACT



SPECIAL TILT SYSTEM INTEGRATED ALLOWING ON SITE ADJUSTMENT +/- 15 DEG. WITHOUT OPENING THE LUMINAIRE



LIGHT BEAM OPTIONS



EXTRA NARROW 4°

VERY NARROW 10°

NARROW SPOT 14°

MEDIUM 28°

MEDIUM WIDE 35°

WIDE FLOOD 55°

ASYMMETRIC WALL-WASHER



207015

TERRA MAXI COB

Diameter 240mm ground-recessed luminaire for outdoor installation, phospho-chromatised and polyester powder coated die-cast copper-free aluminium body and stainless steel AISI 316L frame, tempered safety glass, moulded silicone gasket. Light source tilt system +/- 15deg from outside. Built-in LED driver 220-240V 50-60Hz, with 1 CREE CXB2540 LED. IP67 rating.

light source	light beam options	lumen output (lm)	lumin. efficacy (lm/w)
2700°K warm-white			
cob led	14°	2.960	92.50
cob led	35°	2.940	91.88
cob led	55°	2.920	91.25
3000°K warm-white			
cob led	14°	2.970	92.81
cob led	35°	2.950	92.19
cob led	55°	2.930	91.56
4000°K neutral-white			
cob led	14°	2.990	93.44
cob led	35°	2.970	92.81
cob led	55°	2.950	92.19

Finish color options:

Stainless Steel

ACCESSORIES

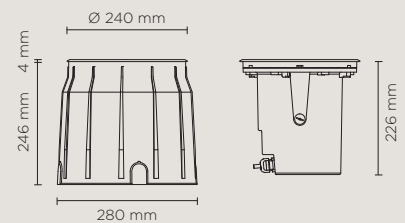


AC119
HONEYCOMB LOUVER
FOR TERRA MAXI

Technical features



Available on request



Technical data

Wattage	32 WATT
IP Rating	IP67
IK Rating	IK10
Material	high corrosion resistance die-cast copper-free aluminum
Trim	Stainless steel AISI 316L
Coating	polyester powder coating with phosphochromating pre-finish
Light Source	Nr. 1 CREE CXB2540 LED
Screws	Stainless steel
Transformer	Electrical power supply 220/240V 50/60Hz built in
Gasket	Silicone rubber
Glass	Tempered
Cable gland	M20
Power cable	1 mt. neoprene power cable included
Gross weight	6,50 Kg





207016

TERRA MAXI HP

Diameter 240mm ground-recessed luminaire for outdoor installation, phosphochromatised and polyester powder coated die-cast copper-free aluminium body and stainless steel AISI 316L frame, tempered safety glass, moulded silicone gasket. Light source tilt system +/- 15deg from outside. Built-in LED driver, with 4 x CREE "XHP50.2" LED. IP67 rating.

light source	light beam options	lumen output (lm)	lumin. efficacy (lm/w)
2700°K warm-white			
high-power led	4°	3.296	96.94
high-power led	10°	3.268	96.12
high-power led	28°	3.239	95.26
3000°K warm-white			
high-power led	4°	3.325	97.79
high-power led	10°	3.296	96.94
high-power led	28°	3.268	96.12
4000°K neutral-white			
high-power led	4°	3.353	98.62
high-power led	10°	3.325	97.79
high-power led	28°	3.296	96.94

Finish color options:

Stainless Steel

ACCESSORIES

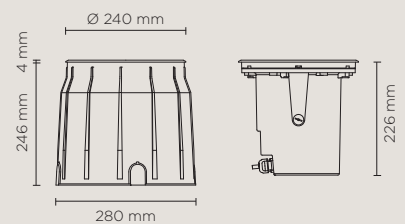


AC119
HONEYCOMB LOUVER
FOR TERRA MAXI

Technical features



Available on request



Technical data

Wattage	34 WATT
IP Rating	IP67
IK Rating	IK10
Material	high corrosion resistance die-cast copper-free aluminum
Trim	Stainless steel AISI 316L
Coating	polyester powder coating with phosphochromating pre-finish
Light Source	Nr. 4 CREE XHP50.2 LED
Screws	Stainless steel
Transformer	Electrical power supply 220/240V 50/60Hz built in
Gasket	Silicone rubber
Glass	Tempered
Cable gland	M20
Power cable	1 mt. neoprene power cable included
Gross weight	6,50 Kg





207017

TERRA MAXI HP DMX RGBW

Diameter 240mm ground-recessed luminaire for outdoor installation, phosphochromatised and polyester powder coated die-cast copper-free aluminium body and stainless steel AISI 316L frame, tempered safety glass, moulded silicone gasket. Light source tilt system +/- 15deg from outside. Built-in LED driver, DMX interface integrated; with 6 x CREE "XML" RGBW LED. IP67 rating.

light source	light beam options	lumen output (lm)	lumin. efficacy (lm/w)
RGBW			
high-power led	12°	1.000	35.71
high-power led	25°	992	35.43
high-power led	35°	981	35.04

Finish color options:

Stainless Steel

ACCESSORIES

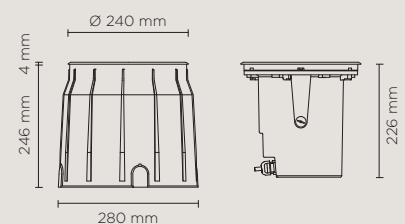


AC119
HONEYCOMB LOUVER
FOR TERRA MAXI

Technical features



Available on request



Technical data

Wattage	28 WATT
IP Rating	IP67
IK Rating	IK10
Material	high corrosion resistance die-cast copper-free aluminum
Trim	Stainless steel AISI 316L
Coating	polyester powder coating with phosphochromating pre-finish
Light Source	Nr. 6 CREE "XML" RGBW LED
Screws	Stainless steel
Transformer	Electronic power supply 220/240V 50/60Hz built-in
DMX	DMX interface integrated
Gasket	Silicone rubber
Glass	Tempered
Cable gland	M20 + PG9
Power cable	1 mt. neoprene power cable included
DMX cable	DMX IN cable included
Gross weight	6,50 Kg





207018

TERRA MAXI WALL-WASHER

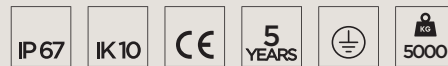
Diameter 240mm ground-recessed luminaire for outdoor installation, phosphochromatised and polyester powder coated die-cast copper-free aluminium body and stainless steel AISI 316L frame, tempered safety glass, moulded silicone gasket. Built-in LED driver 220-240V 50-60Hz, with 66 x mid-power SAMSUNG 2835 LED. IP67 rating.

light source	light beam options	lumen output (lm)	lumin. efficacy (lm/w)
2700°K warm-white			
mid-power led	WALL-WASHER	1.800	75.00
3000°K warm-white			
mid-power led	WALL-WASHER	1.880	78.33
4000°K neutral-white			
mid-power led	WALL-WASHER	1.960	81.67

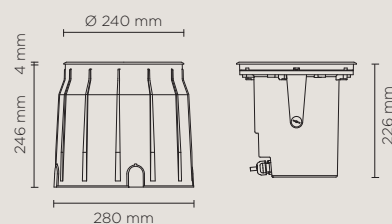
Finish color options:

 Stainless Steel

Technical features




Available on request



Technical data

Wattage	24 WATT
IP Rating	IP67
IK Rating	IK10
Material	high corrosion resistance die-cast copper-free aluminum
Trim	Stainless steel AISI 316L
Coating	polyester powder coating with phosphochromating pre-finish
Light Source	Nr. 66 x mid-power SAMSUNG 2835 LED
Screws	Stainless steel
Transformer	Electrical power supply 220/240V 50/60Hz built-in
Gasket	Silicone rubber
Glass	Tempered
Cable gland	M20
Power cable	1 mt. neoprene power cable included
Gross weight	6,50 Kg





201074

HYDROFLOOR NANO XXS

Round ground-recessed luminaire for outdoor installation, Hard anodized black aluminium body and stainless steel AISI 316 front trim, tempered safety glass, moulded silicone gasket. Remote constant current 350 mA driver needed, with 1 CREE XP-G2 LED. IP68 rating.



350 mA - LED POWER 1.2W

light source	light beam options	lumen output (lm)	lumin. efficacy (lm/w)
3000°K warm-white			
high-power led	15°	75	75.00
high-power led	30°	65	65.00
high-power led	45°	60	60.00
4000°K neutral-white			
high-power led	15°	80	80.00
high-power led	30°	70	70.00
high-power led	45°	65	65.00
2700°K CCT available on request			

Finish color options:

Stainless Steel

remote driver selection

brand	manufacturer code	type	watt	IP rate	numbers of fixtures
ALVIT Italy	AL1435S-IP	constant current 350mA	14W	IP67	min 1 - max 8
Meanwell	LPC-20-350	constant current 350mA	16.8W	IP67	min 4 - max 12

Technical features



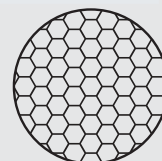
Technical data

Wattage	1 WATT
IP Rating	IP68
IK Rating	IK09
Material	Hard anodized black aluminium body
Trim	Stainless steel AISI 316 L
Light source	Nr. 1 CREE XP-G2 LED
Remote driver	Constant current max 350 mA
Gasket	Silicone rubber
Glass	Tempered
Cable gland	M12
Power cable	1 mt. neoprene power cable included
Gross weight	0,20 Kg



OPTIONAL

AC062
HONEYCOMB LOUVER
FOR NANO XXS





NANO XXS
Ø 32

NANO XS
Ø 67

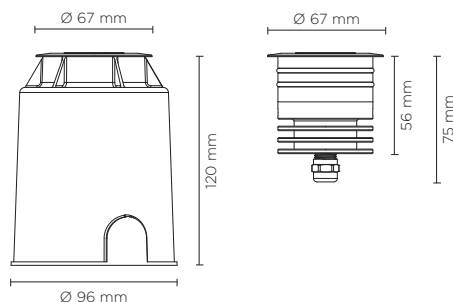
NANO
Ø 81



201072

HYDROFLOOR NANO XS

Round ground-recessed luminaire for outdoor installation, Hard anodized black aluminium body and stainless steel AISI 316 front trim, tempered safety glass, moulded silicone gasket. Remote constant current max 700 mA driver needed, with 1 CREE XP-L LED. IP68 rating.



350 mA - LED POWER 1.2W

light source	light beam options	lumen output (lm)	lumin. efficacy (lm/w)
3000°K warm-white			
high-power led	10°	138	115.00
high-power led	30°	132	110.00
high-power led	45°	125	104.00
4000°K neutral-white			
high-power led	10°	144	120.00
high-power led	30°	137	114.00
high-power led	45°	131	109.00

2700°K CCT available on request

Finish color options:

Stainless Steel

Technical features









Technical data







Wattage	Max 2,5 WATT
IP Rating	IP68
IK Rating	IK09
Material	Hard anodized black aluminium body
Trim	Stainless steel AISI 316 L
Light source	NR. 1 x CREE XP-L LED
Remote driver	Constant current max 700 mA
Static weight resistance	Max 3000 Kg
Gasket	Silicone rubber
Glass	Tempered
Cable gland	M12
Power cable	1 mt. neoprene power cable included
Gross weight	0,70 Kg



500 mA - LED POWER 1.7W

light source	light beam options	lumen output (lm)	lumin. efficacy (lm/w)
3000°K warm-white			
high-power led	 10°	196	115.00
high-power led	 30°	187	110.00
high-power led	 45°	177	104.00
4000°K neutral-white			
high-power led	 10°	204	120.00
high-power led	 30°	194	114.00
high-power led	 45°	186	109.00
2700°K CCT available on request			

700 mA - LED POWER 2.5W

light source	light beam options	lumen output (lm)	lumin. efficacy (lm/w)
3000°K warm-white			
high-power led	 10°	288	115.00
high-power led	 30°	275	110.00
high-power led	 45°	260	104.00
4000°K neutral-white			
high-power led	 10°	300	120.00
high-power led	 30°	285	114.00
high-power led	 45°	273	109.00
2700°K CCT available on request			

AC055

STANDARD GLARE SHIELD

Glare shield accessory made in hard anodized black aluminum, providing good balance in between glare control and light output.

AC056

SUPER COMFORT GLARE SHIELD

Glare shield accessory made in hard anodized black aluminum, for applications requiring very reduced glaring; minimal light loss on the light surface but overall lumen output typically reduced by 50%.

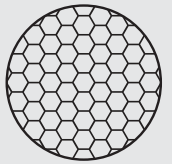
remote driver selection

brand	manufacturer code	type	watt	IP rate	numbers of fixtures
ALVIT Italy	AL1435S-IP	constant current 350mA	14W	IP67	min 1 - max 8
ALVIT Italy	AL1450S-IP	constant current 500mA	14W	IP67	min 1 - max 6
ALVIT Italy	AL1470S-IP	constant current 700mA	14W	IP67	min 1 - max 4



OPTIONAL

AC063
HONEYCOMB LOUVER

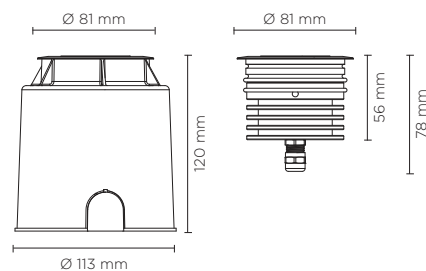




201073

HYDROFLOOR NANO

Round ground-recessed luminaire for outdoor installation, Hard anodized black aluminium body and stainless steel AISI 316 front trim, tempered safety glass, moulded silicone gasket. Remote constant current max 700 mA driver needed, with 1 CREE XHP35 HD LED. IP68 rating.



350 mA - LED POWER 5W

light source	light beam options	lumen output (lm)	lumin. efficacy (lm/w)
3000°K warm-white			
high-power led	4°	510	102.00
high-power led	10°	489	97.80
high-power led	28°	474	94.80
4000°K neutral-white			
high-power led	4°	520	104.00
high-power led	10°	499	99.80
high-power led	28°	484	96.80

2700°K CCT available on request

Finish color options:

 Stainless Steel

Technical features









Technical data







Wattage	Max 10 WATT
IP Rating	IP68
IK Rating	IK09
Material	Hard anodized black aluminium body
Trim	Stainless steel AISI 316 L
Light source	NR. 1 x CREE XHP35 LED
Remote driver	Constant current max 700 mA
Static weight resistance	Max 3000 Kg
Gasket	Silicone rubber
Glass	Tempered
Cable gland	M12
Power cable	1 mt. neoprene power cable included
Gross weight	0,90 Kg



500 mA - LED POWER 7W

light source	light beam options	lumen output (lm)	lumin. efficacy (lm/w)
3000°K warm-white			
high-power led	 4°	690	98.57
high-power led	 10°	662	94.57
high-power led	 28°	642	91.71
4000°K neutral-white			
high-power led	 4°	703	100.43
high-power led	 10°	676	96.57
high-power led	 28°	656	93.71
2700°K CCT available on request			

700 mA - LED POWER 10W

light source	light beam options	lumen output (lm)	lumin. efficacy (lm/w)
3000°K warm-white			
high-power led	 4°	907	90.69
high-power led	 10°	872	87.20
high-power led	 28°	846	84.60
4000°K neutral-white			
high-power led	 4°	930	93.00
high-power led	 10°	890	89.00
high-power led	 28°	863	86.30
2700°K CCT available on request			

AC057 STANDARD GLARE SHIELD

Glare shield accessory made in hard anodized black aluminum, providing good balance in between glare control and light output.

AC058 SUPER COMFORT GLARE SHIELD

Glare shield accessory made in hard anodized black aluminum, for applications requiring very reduced glaring; minimal light loss on the light surface but overall lumen output typically reduced by 50%.

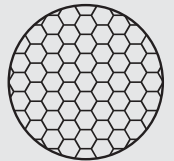
remote driver selection

brand	manufacturer code	type	watt	IP rate	numbers of fixtures
ALVIT Italy	AL1435S-IP	constant current 350mA	14W	IP67	min 1 - max 2
ALVIT Italy	AL1450S-IP	constant current 500mA	14W	IP67	1
ALVIT Italy	AL1470S-IP	constant current 700mA	14W	IP67	1
TCI Italy	152014/350	constant current 350mA	17W	IP68	min 1 - max 3
TCI Italy	152014/500	constant current 500mA	24W	IP68	min 1 - max 3
TCI Italy	152014/700	constant current 700mA	30W	IP68	min 1 - max 3



OPTIONAL

AC064
HONEYCOMB LOUVER



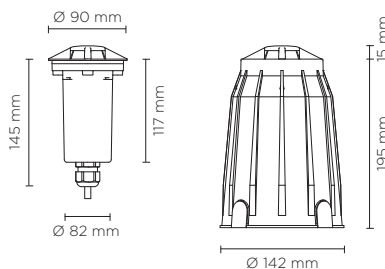






201075

HYDROFLOOR MICRO 01

Round ground-recessed luminaire diam. 98 mm for outdoor installation, Phosphochromatised and polyester powder coated die-cast copper-free aluminium body and top cover with one window (single light emission 1 x 90°), polycarbonate diffuser, moulded silicone gasket. Built-in LED driver 220-240V 50-60Hz, with 1 CREE XP-G2 LED. IP67 rating.



light source	light beam options	lumen output (lm)	lumin. efficacy (lm/w)
3000°K warm-white			
high-power led	 1 x 90°	55	18,33
4000°K neutral-white			
high-power led	 1 x 90°	60	20,00
2700°K CCT available on request			

Finish color options:

- Textured Grey RAL 9006
- Anthracite Grey RAL 7016
- Matt Black (on request)

Technical features



Technical data

Wattage	3 WATT
IP Rating	IP67
IK Rating	IK10
Material	High corrosion resistance die-cast copper-free aluminum
Trim	High corrosion resistance die-cast copper-free aluminum
Coating	Polyester powder coating with phosphochromating pre-finish
Light source	NR. 1 CREE XP-G2 LED
Screws	Stainless steel
Transformer	Electronic power supply 220/240V 50/60Hz built-in
Gasket	Silicone rubber
Diffuser	Polycarbonate
Cable gland	M20
Power cable	1 mt. neoprene power cable included
Gross weight	1,00 Kg

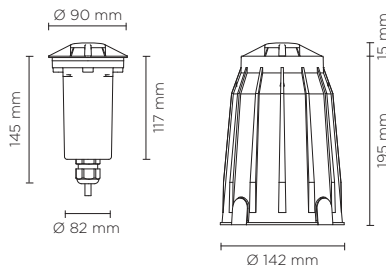




201076

HYDROFLOOR MICRO 02

Round ground-recessed luminaire diam. 98 mm for outdoor installation, Phosphochromatised and polyester powder coated die-cast copper-free aluminium body and top cover with two windows (double sides light emission 2 x 90°), polycarbonate diffuser, moulded silicone gasket. Built-in LED driver 220-240V 50-60Hz, with 1 CREE XP-G2 LED. IP67 rating.

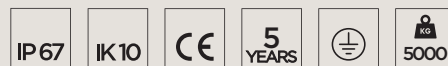


light source	light beam options	lumen output (lm)	lumin. efficacy (lm/w)
3000°K warm-white			
high-power led	2 x 90°	100	33,33
4000°K neutral-white			
high-power led	2 x 90°	105	35,00
2700°K CCT available on request			

Finish color options:


- Textured Grey RAL 9006
- Anthracite Grey RAL 7016
- Matt Black (on request)


Technical features



Technical data

Wattage	3 WATT
IP Rating	IP67
IK Rating	IK10
Material	High corrosion resistance die-cast copper-free aluminum
Trim	High corrosion resistance die-cast copper-free aluminum
Coating	Polyester powder coating with phosphochromating pre-finish
Light source	NR. 1 CREE XP-G2 LED
Screws	Stainless steel
Transformer	Electronic power supply 220/240V 50/60Hz built-in
Gasket	Silicone rubber
Diffuser	Polycarbonate
Cable gland	M20
Power cable	1 mt. neoprene power cable included
Gross weight	1,00 Kg

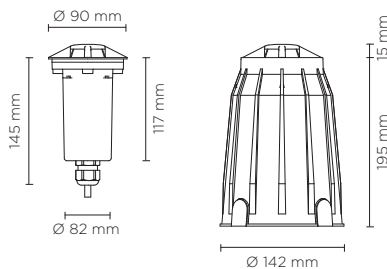




201077

HYDROFLOOR MICRO 04

Round ground-recessed luminaire diam. 98 mm for outdoor installation, Phosphochromatised and polyester powder coated die-cast copper-free aluminium body and top cover with four windows (four sides light emission 4 x 90°), polycarbonate diffuser, moulded silicone gasket. Built-in LED driver 220-240V 50-60Hz, with 1 CREE XP-G2 LED. IP67 rating.



light source	light beam options	lumen output (lm)	lumin. efficacy (lm/w)
3000°K warm-white			
high-power led	✗ 4 x 90°	160	53,33
4000°K neutral-white			
high-power led	✗ 4 x 90°	170	56,67
2700°K CCT available on request			

Finish color options:

- Textured Grey
RAL 9006
- Anthracite Grey
RAL 7016
- Matt Black
(on request)

Technical features



Technical data

Wattage	3 WATT
IP Rating	IP67
IK Rating	IK10
Material	High corrosion resistance die-cast copper-free aluminum
Trim	High corrosion resistance die-cast copper-free aluminum
Coating	Polyester powder coating with phosphochromating pre-finish
Light source	NR. 1 CREE XP-G2 LED
Screws	Stainless steel
Transformer	Electronic power supply 220/240V 50/60Hz built-in
Gasket	Silicone rubber
Diffuser	Polycarbonate
Cable gland	M20
Power cable	1 mt. neoprene power cable included
Gross weight	1,00 Kg

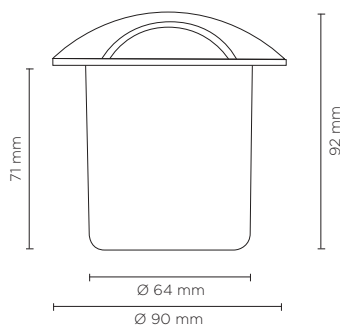






201065

HYDROFLOOR MICRO STEEL 01

Round ground-recessed drive-over luminaire for outdoor installation, top cover with one way 1x90° light emission. Body and top cover completely realized in stainless steel AISI 304, tempered safety glass, moulded silicone gasket. Built-in LED driver 220-240V50-60Hz, with 1 CREE XP-E2 LED. IP67 rating.



light source	light beam options	lumen output (lm)	lumin. efficacy (lm/w)
3000°K warm-white			
high-power led	 1 x 90°	150	50,00
4000°K neutral-white			
high-power led	 1 x 90°	158	52,66

Finish color options:

 Stainless Steel

Technical features



Technical data

Wattage	3 WATT
IP Rating	IP67
IK Rating	IK10
Material	Stainless steel AISI 304
Light source	NR. 1 CREE "XP-E2" LED
Screws	Stainless steel
Transformer	Electronic power supply 220/240V 50/60Hz built-in
Static weight resistance	Max 2000 Kg
Gasket	Silicone rubber
Glass	Tempered
Cable gland	M12
Power cable	1 mt. neoprene power cable included
Gross weight	1,00 Kg
Included	Polypropilene recessing box



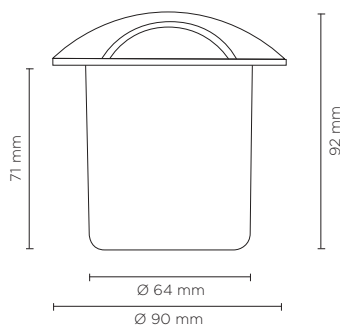






201066

HYDROFLOOR MICRO STEEL 02

Round ground-recessed drive-over luminaire for outdoor installation, top cover with two ways 2x90° light emission. Body and top cover completely realized in stainless steel AISI 304, tempered safety glass, moulded silicone gasket. Built-in LED driver 220-240V 50-60Hz, with 2 CREE XP-E2 LED. IP67 rating.



light source	light beam options	lumen output (lm)	lumin. efficacy (lm/w)
3000°K warm-white			
high-power led	 2 x 90°	250	50,00
4000°K neutral-white			
high-power led	 2 x 90°	263	52,60

Finish color options:

 Stainless Steel

Technical features



Technical data

Wattage	5 WATT
IP Rating	IP67
IK Rating	IK10
Material	Stainless steel AISI 304
Light source	NR. 2 CREE "XP-E2" LED
Screws	Stainless steel
Transformer	Electronic power supply 220/240V 50/60Hz built-in
Static weight resistance	Max 2000 Kg
Gasket	Silicone rubber
Glass	Tempered
Cable gland	M12
Power cable	1 mt. neoprene power cable included
Gross weight	1,00 Kg
Included	Polypropilene recessing box

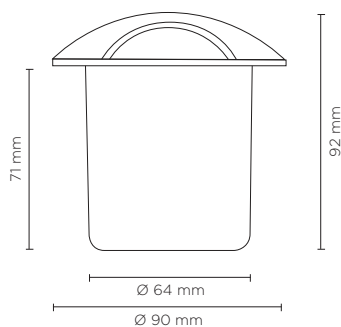






201067

HYDROFLOOR MICRO STEEL 04

Round ground-recessed drive-over luminaire for outdoor installation, top cover with two ways 4x70° light emission. Body and top cover completely realized in stainless steel AISI 304, tempered safety glass, moulded silicone gasket. Built-in LED driver 220-240V 50-60Hz, with 4 CREE XP-E2 LED. IP67 rating.



light source	light beam options	lumen output (lm)	lumin. efficacy (lm/w)
3000°K warm-white			
high-power led	 4 x 70°	400	66,67
4000°K neutral-white			
high-power led	 4 x 70°	420	70,00

Finish color options:

 Stainless Steel

Technical features



Technical data

Wattage	6 WATT
IP Rating	IP67
IK Rating	IK10
Material	Stainless steel AISI 304
Light source	NR. 4 CREE "XP-E2" LED
Screws	Stainless steel
Transformer	Electronic power supply 220/240V 50/60Hz built-in
Static weight resistance	Max 2000 Kg
Gasket	Silicone rubber
Glass	Tempered
Cable gland	M12
Power cable	1 mt. neoprene power cable included
Gross weight	1,00 Kg
Included	Polypropilene recessing box



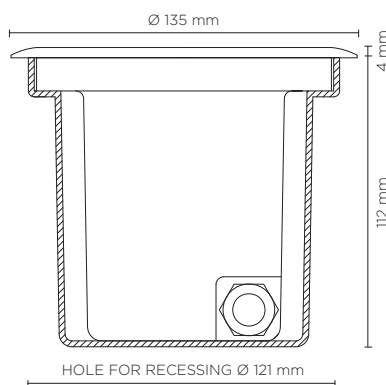


201012

HYDROFLOOR MINI

Round ground-recessed luminaire for outdoor installation, Phospho-chromatised and polyester powder coated die-cast copper-free aluminium body and stainless steel AISI 304 frame, tempered safety glass, moulded silicone gasket.

Built-in LED driver 220-240V 50-60Hz, with 3 CREE XP-G3 LED. IP67 rating.



light source	light beam options	lumen output (lm)	lumin. efficacy (lm/w)
3000°K warm-white			
high-power led	10°	346	115.33
high-power led	30°	329	109.66
high-power led	45°	312	104.00
4000°K neutral-white			
high-power led	10°	360	120.00
high-power led	30°	342	114.00
high-power led	45°	325	108.33
2700°K CCT available on request			

Finish color options:

Stainless Steel

Technical features



Technical data

Wattage	3 WATT
IP Rating	IP67
IK Rating	IK10
Material	High corrosion resistance die-cast copper-free aluminum body
Ring	Stainless steel AISI 304
Coating	Polyester powder coating with phosphochromating pre-finish
Light source	N. 3 x 1W CREE "XP-G3" LED
Screws	Stainless steel
Transformer	Electronic power supply 220/240V 50/60Hz built-in
Static weight resistance	Max 5000 Kg
Gasket	Silicone rubber
Glass	Tempered
Cable gland	M20
Adjustable	+/- 15 degrees
Power cable	1 mt. neoprene power cable included
Gross weight	1,25 Kg
Included	Polypropilene recessing box

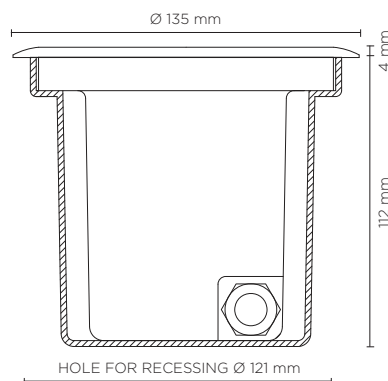




201017P

HYDROFLOOR MINI ROUND GU10

Round ground-recessed luminaire for outdoor installation, Phospho-chromatised and polyester powder coated die-cast copper-free aluminium body and stainless steel AISI 304 frame, tempered safety glass, moulded silicone gasket. GU10 LED / halogen. IP67 rating.



light source	light color	light beam options
GU10 LED / HALOGEN	SEE BULB FEATURES	SEE BULB FEATURES

Finish color options:

 Stainless Steel

Technical features



Technical data

Wattage	35 WATT MAX
IP Rating	IP67
IK Rating	IK10
Material	High corrosion resistance die-cast copper-free aluminum body
Ring	Stainless steel AISI 304
Coating	Polyester powder coating with phosphochromating pre-finish
Light source	GU10 base, MAX 35W
Screws	Stainless steel
Static weight resistance	Max 5000 Kg
Gasket	Silicone rubber
Glass	Tempered
Cable gland	M20
Optional	Fully frosted glass available on request.
Gross weight	1,20 Kg
Included	Polypropilene recessing box

201018P Floor compact square GU10

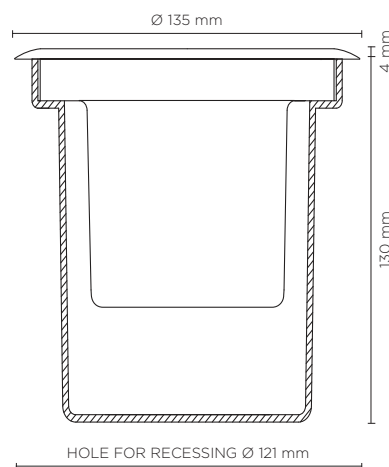




201019P

HYDROFLOOR MINI STEEL AISI 316 ROUND GU10

Round ground-recessed luminaire for outdoor installation, Stainless steel AISI 316 body and frame, tempered safety glass, moulded silicone gasket. GU10 LED / halogen. IP67 rating.



light source

GU10 LED / HALOGEN

light color

SEE BULB FEATURES

light beam options

SEE BULB FEATURES

Finish color options:

 Stainless Steel

Technical features



Technical data

Wattage	35 WATT MAX
IP Rating	IP67
IK Rating	IK10
Material	Completely made in Stainless Steel AISI 316
Ring	Stainless steel AISI 316
Light source	GU10 base, MAX 35W
Screws	Stainless steel
Static weight resistance	Max 5000 Kg
Gasket	Silicone rubber
Glass	Tempered
Cable gland	M20
Optional	Fully frosted glass available on request.
Gross weight	1,20 Kg
Included	Polypropilene recessing box

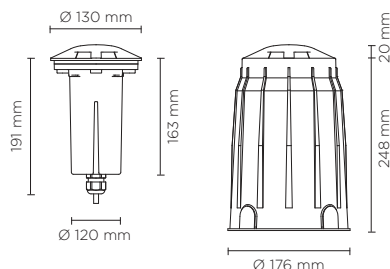






201078

HYDROFLOOR MINI 01

Round ground-recessed luminaire diam. 138 mm for outdoor installation, Phosphochromatised and polyester powder coated die-cast copper-free aluminium body and top cover with one window (single light emission 1 x 90°), polycarbonate diffuser, moulded silicone gasket. Built-in LED driver 220-240V 50-60Hz, with 1 CREE XHP-35 LED. IP67 rating.



light source	light beam options	lumen output (lm)	lumin. efficacy (lm/w)
3000°K warm-white			
high-power led	 1 x 90°	220	24,45
4000°K neutral-white			
high-power led	 1 x 90°	240	26,67
2700°K CCT available on request			

Finish color options:



Technical features




Available on request



Technical data

Wattage	9 WATT
IP Rating	IP67
IK Rating	IK10
Material	High corrosion resistance die-cast copper-free aluminum
Trim	High corrosion resistance die-cast copper-free aluminum
Coating	Polyester powder coating with phosphochromating pre-finish
Light source	NR. 1 CREE XHP35 LED
Screws	Stainless steel
Transformer	Electrical power supply 220/240V 50/60Hz built-in
Gasket	Silicone rubber
Diffuser	Polycarbonate
Cable gland	M20
Power cable	1 mt. neoprene power cable included
Gross weight	2,00 Kg

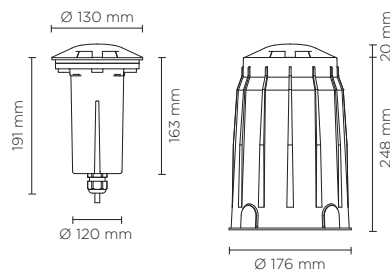






201079

HYDROFLOOR MINI 02

Round ground-recessed luminaire diam. 138 mm for outdoor installation, Phosphochromatised and polyester powder coated die-cast copper-free aluminium body and top cover with two windows (double sides light emission 2 x 90°), polycarbonate diffuser, moulded silicone gasket. Built-in LED driver 220-240V 50-60Hz, with 1 CREE XHP-35 LED. IP67 rating.



light source	light beam options	lumen output (lm)	lumin. efficacy (lm/w)
3000°K warm-white			
high-power led	 2 x 90°	330	36,67
4000°K neutral-white			
high-power led	 2 x 90°	340	37,78
2700°K CCT available on request			

Finish color options:

- Textured Grey
RAL 9006
- Anthracite Grey
RAL 7016
- Matt Black
(on request)

Technical features





Available on request




Technical data

Wattage	9 WATT
IP Rating	IP67
IK Rating	IK10
Material	High corrosion resistance die-cast copper-free aluminum
Trim	High corrosion resistance die-cast copper-free aluminum
Coating	Polyester powder coating with phosphochromating pre-finish
Light source	NR. 1 CREE XHP35 LED
Screws	Stainless steel
Transformer	Electrical power supply 220/240V 50/60Hz built-in
Gasket	Silicone rubber
Diffuser	Polycarbonate
Cable gland	M20
Power cable	1 mt. neoprene power cable included
Gross weight	2,00 Kg



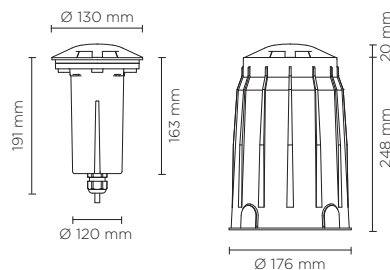






201080

HYDROFLOOR MINI 04

Round ground-recessed luminaire diam. 138 mm for outdoor installation, Phosphochromatised and polyester powder coated die-cast copper-free aluminium body and top cover with four windows (four sides light emission 4 x 90°), polycarbonate diffuser, moulded silicone gasket. Built-in LED driver 220-240V 50-60Hz, with 1CREE XHP-35 LED. IP67 rating.

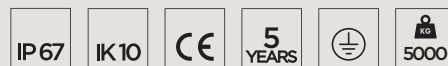


light source	light beam options	lumen output (lm)	lumin. efficacy (lm/w)
3000°K warm-white			
high-power led	 4 x 90°	420	46,67
4000°K neutral-white			
high-power led	 4 x 90°	430	47,78
2700°K CCT available on request			

Finish color options:

-  Textured Grey RAL 9006
-  Anthracite Grey RAL 7016
-  Matt Black (on request)

Technical features



Available on request



Technical data

Wattage	9 WATT
IP Rating	IP67
IK Rating	IK10
Material	High corrosion resistance die-cast copper-free aluminum
Trim	High corrosion resistance die-cast copper-free aluminum
Coating	Polyester powder coating with phosphochromating pre-finish
Light source	Nr. 1 CREE XHP35 LED
Screws	Stainless steel
Transformer	Electrical power supply 220/240V 50/60Hz built-in
Gasket	Silicone rubber
Diffuser	Polycarbonate
Cable gland	M20
Power cable	1 mt. neoprene power cable included
Gross weight	2,00 Kg



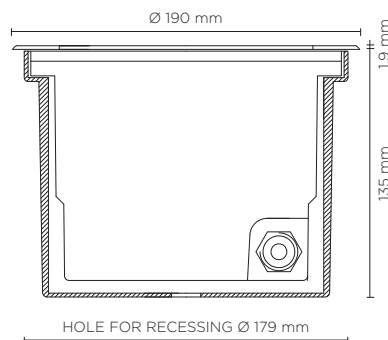




201024

HYDROFLOOR MEDIUM

Round ground-recessed luminaire for outdoor installation, Phospho-chromatised and polyester powder coated die-cast copper-free aluminium body and stainless steel AISI 304 frame, tempered safety glass, moulded silicone gasket. Built-in LED driver 220-240V 50-60Hz, with 5 CREE XP-G3 LED. IP67 rating.



light source	light beam options	lumen output (lm)	lumin. efficacy (lm/w)
3000°K warm-white			
high-power led	10°	720	90.00
high-power led	30°	684	85.50
high-power led	45°	650	81.25
4000°K neutral-white			
high-power led	10°	750	93.75
high-power led	30°	713	89.13
high-power led	45°	677	84.63

2700°K CCT available on request

Finish color options:

 Stainless Steel

Technical features



Available on request



Technical data

Wattage	8 WATT
IP Rating	IP67
IK Rating	IK10
Material	High corrosion resistance die-cast copper-free aluminum body
Ring	Stainless steel AISI 304
Coating	Polyester powder coating with phosphochromating pre-finish
Light source	N. 5 x 1.5W CREE "XP-G3" LED
Screws	Stainless steel
Transformer	Electronic power supply 220/240V 50/60Hz built-in
Static weight resistance	Max 5000 Kg
Gasket	Silicone rubber
Glass	Tempered
Cable gland	M20
Adjustable	+/- 15 degrees
Power cable	1 mt. neoprene power cable included
Gross weight	2,20 Kg
Included	Polypropilene recessing box included

HydroFloor MEDIUM square LED available on request

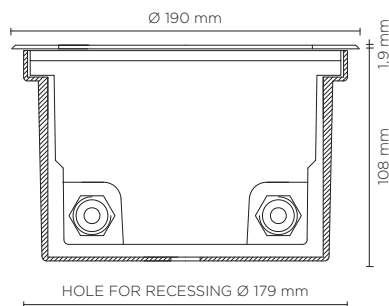




201058

HYDROFLOOR MEDIUM COMPACT

Round compact ground-recessed luminaire for outdoor installation, Phospho-chromatised and polyester powder coated die-cast copper-free aluminium body and stainless steel AISI 304 frame, tempered safety glass, moulded silicone gasket. Built-in LED driver 220-240V 50-60Hz, with 5 CREE XP-G3 LED. IP67 rating.



light source	light beam options	lumen output (lm)	lumin. efficacy (lm/w)
3000°K warm-white			
high-power led	10°	720	90.00
high-power led	30°	684	85.50
high-power led	45°	650	81.25
4000°K neutral-white			
high-power led	10°	750	93.75
high-power led	30°	713	89.13
high-power led	45°	677	84.63

2700°K CCT available on request

Finish color options:

Stainless Steel

Technical features



Technical data

Wattage	8 WATT
IP Rating	IP67
IK Rating	IK10
Material	High corrosion resistance die-cast copper-free aluminum body
Ring	Stainless steel AISI 304
Coating	Polyester powder coating with phosphocromating pre-finish
Light source	N. 5 x 1.5W CREE "XP-G3" LED
Screws	Stainless steel
Transformer	Electronic power supply 220/240V 50/60Hz built-in
Static weight resistance	Max 5000 Kg
Gasket	Silicone rubber
Glass	Tempered
Double PG11	Double PG11
Adjustable	+/- 15 degrees
Power cable	1 mt. neoprene power cable included
Gross weight	2,20 Kg
Included	Polypropilene recessing box included

HydroFloor MEDIUM compact led SQUARE. Available on request





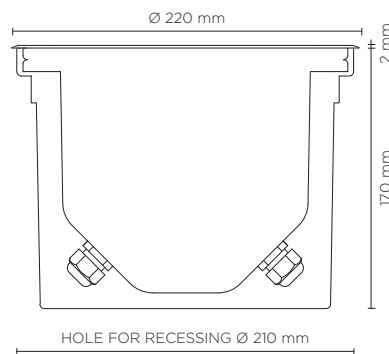




201064

HYDROFLOOR MEDIUM STEEL AISI 316

Round ground-recessed luminaire for outdoor installation, stainless steel AISI 316 body and frame, tempered safety glass, moulded silicone gasket. Built-in LED driver 220-240V 50-60Hz, with 5 CREE XP-G3 LED. IP67 rating.



light source	light beam options	lumen output (lm)	lumin. efficacy (lm/w)
3000°K warm-white			
high-power led	10°	720	90.00
high-power led	30°	684	85.50
high-power led	45°	650	81.25
4000°K neutral-white			
high-power led	10°	750	93.75
high-power led	30°	713	89.13
high-power led	45°	677	84.63

2700°K CCT available on request

Finish color options:

 Stainless Steel

Technical features



Available on request



Technical data

Wattage	8 WATT
IP Rating	IP67
IK Rating	IK10
Material	Completely made in stainless steel AISI 316
Trim	Stainless steel AISI 316
Light source	N. 5 x 1.5W CREE "XP-G3" LED
Screws	Stainless steel
Transformer	Electronic power supply 220/240V 50/60Hz built-in
Static weight resistance	Max 5000 Kg
Gasket	Silicone rubber
Glass	Tempered
Cable gland	Double M20
Adjustable	+/- 15 degrees
Power cable	1 mt. neoprene power cable included
Gross weight	2,50 Kg
Included	Polypropilene recessing box included

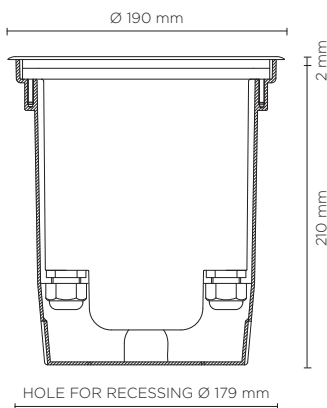




201068

HYDROFLOOR MEDIUM COB

Ground-recessed luminaire in round shape for outdoor installation, phospho-chromatised and polyester powder coated die-cast copper-free aluminium body and stainless steel AISI 304 frame, tempered safety glass, moulded silicone gasket. Symmetrical light distribution with adjustable optics. Built-in LED driver 220-240V 50-60Hz, with 1 CREE CXB 2530 COB LED. IP67 rating.



light source	light beam options	lumen output (lm)	lumin. efficacy (lm/w)
3000°K warm-white			
cob led	20°	1.855	97.63
cob led	40°	1.802	94.84
4000°K neutral-white			
cob led	20°	1.999	105.21
cob led	40°	1.923	101.21
2700°K CCT available on request			

Finish color options:

 Stainless Steel

Technical features



Available on request



Technical data

Wattage	19 WATT
IP Rating	IP67
IK Rating	IK10
Material	High corrosion resistance die-cast copper-free aluminium body
Trim	Stainless steel AISI 304
Coating	Polyester powder coating with phosphochromating pre-finish
Light source	Nr. 1 CREE CXB 2530 COB LED
Screws	Stainless steel
Transformer	Electronic power supply 220/240V 50/60Hz built-in
Static weight resistance	Max 5000 Kg
Gasket	Silicone rubber
Glass	Tempered
Cable gland	Double M20
Adjustable	+/- 15 degrees
Power cable	1 mt. neoprene power cable included
Gross weight	4,00 Kg
Included	Polypropilene recessing box included

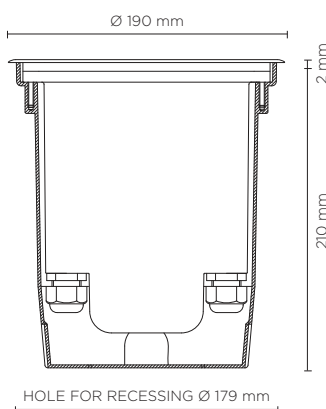




201070

HYDROFLOOR MEDIUM COB ASYMMETRIC

Ground-recessed luminaire in round shape for outdoor installation, phospho-chromatised and polyester powder coated die-cast copper-free aluminium body and stainless steel AISI 304 frame, tempered safety glass, moulded silicone gasket. Asymmetrical “wall-washer” light distribution. Built-in LED driver 220-240V 50-60Hz, with 1 CREE CXB 2530 COB LED. IP67 rating.



light source	light beam options	lumen output (lm)	lumin. efficacy (lm/w)
3000°K warm-white			
cob led	ASYMMETRIC WALL-WASHER	1.484	78.10
4000°K neutral-white			
cob led	ASYMMETRIC WALL-WASHER	1.599	84.16
2700°K CCT available on request			

Finish color options:

Stainless Steel

Technical features




Available on request



Technical data

Wattage	19 WATT
IP Rating	IP67
IK Rating	IK10
Material	High corrosion resistance die-cast copper-free aluminum body
Trim	Stainless steel AISI 304
Coating	Polyester powder coating with phosphochromating pre-finish
Light source	Nr.1 CREE CXB 2530 COB LED
Screws	Stainless steel
Transformer	Electronic power supply 220/240V 50/60Hz built-in
Static weight resistance	Max 5000 Kg
Gasket	Silicone rubber
Glass	Tempered
Cable gland	Double M20
Power cable	1 mt. neoprene power cable included
Gross weight	4,00 Kg
Included	Polypropilene recessing box included

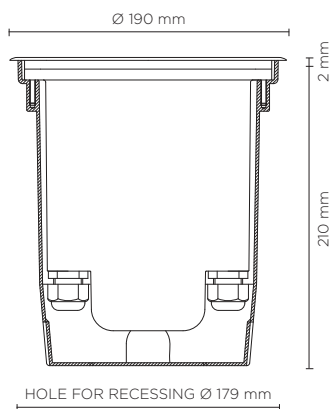




201068RGBW

HYDROFLOOR MEDIUM DMX RGBW

Ground-recessed luminaire in round shape for outdoor installation, phospho-chromatised and polyester powder coated die-cast copper-free aluminium body and stainless steel AISI 304 frame, tempered safety glass, moulded silicone gasket. Built-in LED driver, DMX driver integrated; with 3 x CREE "XML" RGBW LED. IP67 rating.



light source	light beam options	lumen output (lm)	lumin. efficacy (lm/w)
RGBW			
high-power led	12°	480	34.28
high-power led	25°	468	33.43
high-power led	35°	457	32.65

Finish color options:

Stainless Steel

Technical features



Available on request

DALI

Technical data

Wattage	14 WATT
IP Rating	IP67
IK Rating	IK10
Material	High corrosion resistance die-cast copper-free aluminum body
Trim	Stainless steel AISI 304
Coating	Polyester powder coating with phosphochromating pre-finish
Light source	3 x CREE "XML" COLOR RGBW LED
Screws	Stainless steel
DMX	DMX interface integrated
Transformer	Electronic power supply 220/240V 50/60Hz built-in
Gasket	Silicone rubber
Glass	Tempered
Power cable	1 mt. neoprene power cable included
DMX cable	DMX IN cable included
Gross weight	2,40 Kg

DMX ACCESSORIES

CONTROLLERS, SPLITTERS, ETC...

To be defined together with puk technical department, according to project specifications and after providing installation details.

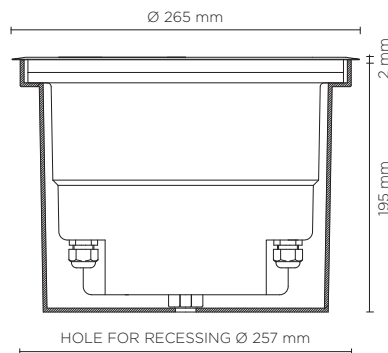


201034

HYDROFLOOR MAXI

Round ground-recessed luminaire for outdoor installation, Phospho-chromatised and polyester powder coated die-cast copper-free aluminium body and stainless steel AISI 304 frame, tempered safety glass, moulded silicone gasket.

Built-in LED driver 220-240V 50-60Hz, with 8 CREE XP-G3 LED. IP67 rating.



light source	light beam options	lumen output (lm)	lumin. efficacy (lm/w)
3000°K warm-white			
high-power led	10°	1.152	96.00
high-power led	30°	1.095	91.25
high-power led	45°	1.040	86.67
4000°K neutral-white			
high-power led	10°	1.200	100.00
high-power led	30°	1.140	95.00
high-power led	45°	1.083	90.25

Finish color options:

 Stainless Steel

Technical features



Available on request



Technical data

Wattage	12 WATT
IP Rating	IP67
IK Rating	IK10
Material	High corrosion resistance die-cast copper-free aluminum body
Trim	Stainless steel AISI 304
Coating	Polyester powder coating with phosphochromating pre-finish
Light source	NR. 8 x 1.5W CREE "XP-G3" LED
Screws	Stainless steel
Transformer	Electronic power supply 220/240V 50/60Hz built-in
Static weight resistance	Max 5000 Kg
Gasket	Silicone rubber
Glass	Tempered
Cable gland	Double M20
Adjustable	+/- 15 degrees
Power cable	1 mt. neoprene power cable included
Gross weight	5,00 Kg
Included	Polypropilene recessing box included

HydroFloor MAXI LED SQUARE available on request

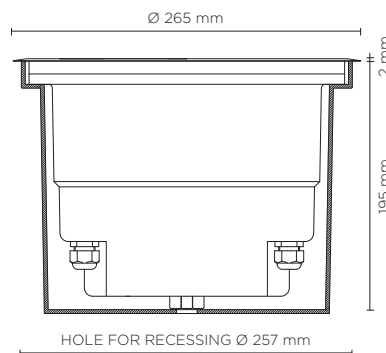




201034RGBW

HYDROFLOOR MAXI DMX RGBW

Ground-recessed luminaire in round shape for outdoor installation, phospho-chromatised and polyester powder coated die-cast copper-free aluminium body and stainless steel AISI 304 frame, tempered safety glass, moulded silicone gasket. Built-in LED driver, DMX driver integrated; with 6 x CREE "XML" RGBW LED. IP67 rating.



light source	light beam options	lumen output (lm)	lumin. efficacy (lm/w)
RGBW			
high-power led	12°	1.000	35.71
high-power led	25°	992	35.43
high-power led	35°	981	35.04

Finish color options:

Stainless Steel

Technical features



Available on request



Technical data

Wattage	28 WATT
IP Rating	IP67
IK Rating	IK10
Material	High corrosion resistance die-cast copper-free aluminum body
Trim	Stainless steel AISI 304
Coating	Polyester powder coating with phosphocromating pre-finish
Light source	6 x CREE "XML" COLOR RGBW LED
Screws	Stainless steel
DMX	DMX interface integrated
Transformer	Electronic power supply 220/240V 50/60Hz built-in
Gasket	Silicone rubber
Glass	Tempered
Power cable	1 mt. neoprene power cable included
DMX cable	DMX IN cable included
Gross weight	5,10 Kg

DMX ACCESSORIES

CONTROLLERS, SPLITTERS, ETC...

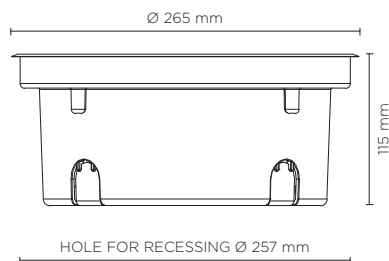
To be defined together with puk technical department, according to project specifications and after providing installation details.



201063

HYDROFLOOR MAXI SHALLOW

Round compact ground-recessed luminaire for outdoor installation, Phospho-chromatised and polyester powder coated die-cast copper-free aluminium body and stainless steel AISI 304 frame, tempered safety glass, moulded silicone gasket. Built-in LED driver 220-240V 50-60Hz, with 8 CREE XP-G3 LED. IP67 rating.



light source	light beam options	lumen output (lm)	lumin. efficacy (lm/w)
3000°K warm-white			
high-power led	10°	1.152	96.00
high-power led	30°	1.095	91.25
high-power led	45°	1.040	86.67
4000°K neutral-white			
high-power led	10°	1.200	100.00
high-power led	30°	1.140	95.00
high-power led	45°	1.083	90.25

Finish color options:

Stainless Steel

Technical features



Available on request



Technical data

Wattage	12 WATT
IP Rating	IP67
IK Rating	IK10
Material	High corrosion resistance die-cast copper-free aluminum body
Trim	Stainless steel AISI 304
Coating	Polyester powder coating with phosphochromating pre-finish
Light source	N. 8 x 1.5W CREE "XP-G3" LED
Screws	Stainless steel
Transformer	Electronic power supply 220/240V 50/60Hz built-in
Static weight resistance	Max 5000 Kg
Gasket	Silicone rubber
Glass	Tempered
Cable gland	Double M20
Adjustable	+/- 15 degrees
Power cable	1 mt. neoprene power cable included
Gross weight	4,50 Kg
Included	Polypropilene recessing box included

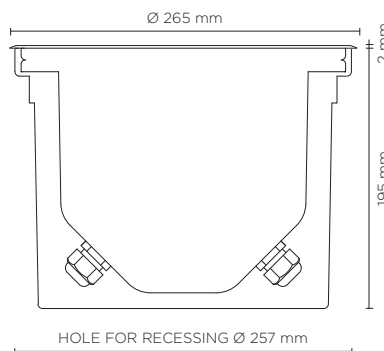




201069

HYDROFLOOR MAXI COB

Ground-recessed luminaire in round shape for outdoor installation, phospho-chromatised and polyester powder coated die-cast copper-free aluminium body and stainless steel AISI 304 frame, tempered safety glass, moulded silicone gasket. Symmetrical light distribution with adjustable optics. Built-in LED driver 220-240V 50-60Hz, with 1 CREE CXB 3050 COB LED. IP67 rating.



light source	light beam options	lumen output (lm)	lumin. efficacy (lm/w)
3000°K warm-white			
cob led	20°	3.978	124.31
cob led	40°	3.912	122.25
4000°K neutral-white			
cob led	20°	4.050	126.56
cob led	40°	4.001	125.03
2700°K CCT available on request			

Finish color options:

Stainless Steel

Technical features



Available on request



Technical data

Wattage	32 WATT
IP Rating	IP67
IK Rating	IK10
Material	High corrosion resistance die-cast copper-free aluminum body
Trim	Stainless steel AISI 304
Coating	Polyester powder coating with phosphochromating pre-finish
Light source	Nr. 1 CREE CXB 3050 COB LED
Screws	Stainless steel
Transformer	Electronic power supply 220/240V 50/60Hz built-in
Static weight resistance	Max 5000 Kg
Gasket	Silicone rubber
Glass	Tempered
Cable gland	Double M20
Adjustable	+/- 15 degrees
Power cable	1 mt. neoprene power cable included
Gross weight	5,50 Kg
Included	Polypropilene recessing box included

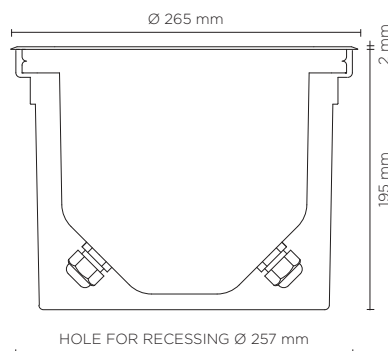




201071

HYDROFLOOR MAXI COB ASYMMETRIC

Ground-recessed luminaire in round shape for outdoor installation, phospho-chromatised and polyester powder coated die-cast copper-free aluminium body and stainless steel AISI 304 frame, tempered safety glass, moulded silicone gasket. Asymmetrical “wall-washer” light distribution. Built-in LED driver 220-240V 50-60Hz, with 1 CREE CXB 3050 COB LED. IP67 rating.



light source	light beam options	lumen output (lm)	lumin. efficacy (lm/w)
3000°K warm-white			
cob led	ASYMMETRIC WALL-WASHER	3.182	99.43
4000°K neutral-white			
cob led	ASYMMETRIC WALL-WASHER	3.240	101.25
2700°K CCT available on request			

Finish color options:

 Stainless Steel

Technical features




Available on request



Technical data

Wattage	32 WATT
IP Rating	IP67
IK Rating	IK10
Material	High corrosion resistance die-cast copper-free aluminum body
Trim	Stainless steel AISI 304
Coating	Polyester powder coating with phosphochromating pre-finish
Light source	Nr.1 CREE CXB 3050 COB LED
Screws	Stainless steel
Transformer	Electronic power supply 220/240V 50/60Hz built-in
Static weight resistance	Max 5000 Kg
Gasket	Silicone rubber
Glass	Tempered
Cable gland	Double M20
Power cable	1 mt. neoprene power cable included
Gross weight	5,50 Kg
Included	Polypropilene recessing box included

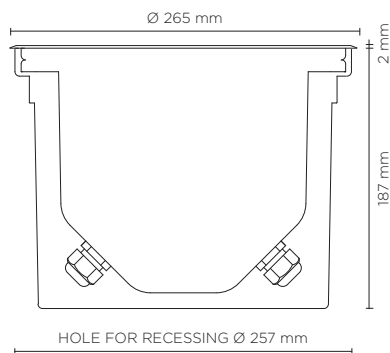




201059

HYDROFLOOR MAXI STEEL AISI 316

Round compact ground-recessed luminaire for outdoor installation, stainless steel AISI 316 body and frame, tempered safety glass, moulded silicone gasket. Built-in LED driver 220-240V 50-60Hz, with 8 CREE XP-G3 LED. IP67 rating.



light source	light beam options	lumen output (lm)	lumin. efficacy (lm/w)
3000°K warm-white			
high-power led	10°	1.152	96.00
high-power led	30°	1.095	91.25
high-power led	45°	1.040	86.67
4000°K neutral-white			
high-power led	10°	1.200	100.00
high-power led	30°	1.140	95.00
high-power led	45°	1.083	90.25
2700°K CCT available on request			

Finish color options:

Stainless Steel

Technical features




Available on request



Technical data

Wattage	12 WATT
IP Rating	IP67
IK Rating	IK10
Material	Completely made in stainless steel AISI 316
Trim	Stainless steel AISI 316
Light source	NR. 8 x 1.5W CREE "XP-G3" LED
Screws	Stainless steel
Transformer	Electronic power supply 220/240V 50/60Hz built-in
Static weight resistance	Max 5000 Kg
Gasket	Silicone rubber
Glass	Tempered
Cable gland	Double M20
Adjustable	+/- 15 degrees
Power cable	1 mt. neoprene power cable included
Gross weight	5,50 Kg
Included	Polypropilene recessing box included

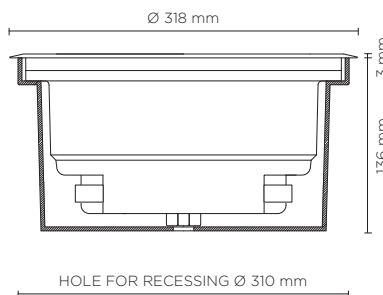




201048

HYDROFLOOR MAXI COMPACT

Round compact ground-recessed luminaire for outdoor installation, Phospho-chromatised and polyester powder coated die-cast copper-free aluminium body and stainless steel AISI 304 frame, tempered safety glass, moulded silicone gasket. Built-in LED driver 220-240V 50-60Hz, with 15 CREE XP-G3 LED. IP67 rating.



light source	light beam options	lumen output (lm)	lumin. efficacy (lm/w)
3000°K warm-white			
high-power led	10°	2.160	98.18
high-power led	30°	2.052	93.27
high-power led	45°	1.949	88.60
4000°K neutral-white			
high-power led	10°	2.250	102.28
high-power led	30°	2.137	97.14
high-power led	45°	2.030	92.27

2700°K CCT available on request

Finish color options:

 Stainless Steel

Technical features




Available on request



Technical data

Wattage	22 WATT
IP Rating	IP67
IK Rating	IK10
Material	High corrosion resistance die-cast copper-free aluminum body
Trim	Stainless steel AISI 304
Coating	Polyester powder coating with phosphochromating pre-finish
Light source	NR. 15 x 1.5W CREE "XP-G3" LED
Screws	Stainless steel
Transformer	Electronic power supply 220/240V 50/60Hz built-in
Static weight resistance	Max 5000 Kg
Gasket	Silicone rubber
Glass	Tempered
Cable gland	Double M20
Adjustable	+/- 15 degrees
Power cable	1 mt. neoprene power cable included
Gross weight	5,0 Kg
Included	Polypropilene recessing box included

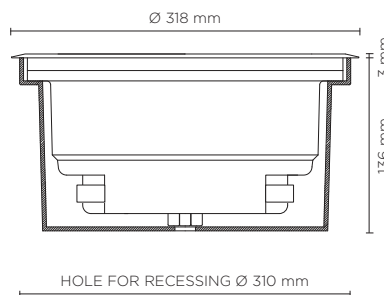




201062

HYDROFLOOR MAXI COMPACT PRO

Round compact ground-recessed luminaire for outdoor installation, Phospho-chromatised and polyester powder coated die-cast copper-free aluminium body and stainless steel AISI 304 frame, tempered safety glass, moulded silicone gasket. Built-in LED driver 220-240V 50-60Hz, with 15 CREE XP-L LED. IP67 rating.



light source*	light beam options	lumen output (lm)	lumin. efficacy (lm/w)
3000°K warm-white			
high-power led	10°	3.680	92.00
high-power led	30°	3.500	87.50
high-power led	45° *	3.320	83.00

* Other light colors available on request: Neutral-white, * 45° On Request

Finish color options:

 Stainless Steel

Technical features



Available on request



Technical data

Wattage	40 WATT
IP Rating	IP67
IK Rating	IK10
Material	High corrosion resistance die-cast copper-free aluminum body
Trim	Stainless steel AISI 304
Coating	Polyester powder coating with phosphochromating pre-finish
Light source	NR. 15 CREE "XP-L" LED
Screws	Stainless steel
Transformer	Electronic power supply 220/240V 50/60Hz built-in
Static weight resistance	Max 5000 Kg
Gasket	Silicone rubber
Glass	Tempered
Cable gland	Double M20
Adjustable	+/- 15 degrees
Power cable	1 mt. neoprene power cable included
Gross weight	5,0 Kg
Included	Polypropilene recessing box included



AC005

CONNECT 02 - 2 WAYS



Finish color options:

■ Matt Black

Technical features

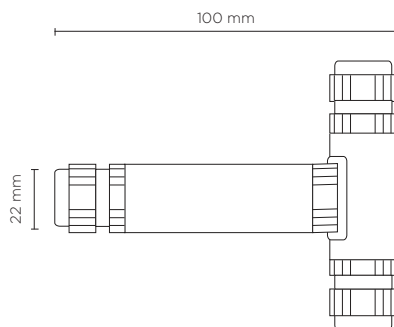


Technical data

IP Rating	IP68
Material	Technopolymer

AC006

CONNECT 03 - 3 WAYS



Finish color options:


■ Matt Black


Technical features



Technical data

IP Rating	IP68
Material	Technopolymer



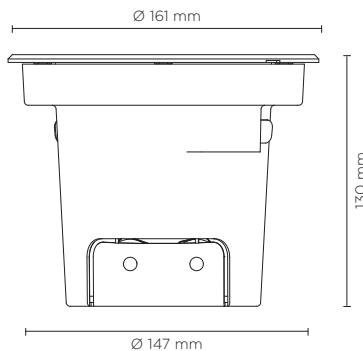


206001

HYDROFLOOR MINI INVISA

ALL BLACK APPEARANCE.

Round compact ground-recessed luminaire for outdoor installation, Phospho-chromatised and polyester powder coated die-cast copper-free aluminium body and stainless steel AISI 304 frame, tempered safety glass, moulded silicone gasket, non-visible stainless steel screws. Built-in LED driver 220-240V 50-60Hz, with 4 CREE XP-G2 LED + special optics with "invisa-light" technology. IP67 rating.



light source	light beam options	lumen output (lm)	lumin. efficacy (lm/w)
3000°K warm-white			
high-power led	15°	595	85.00
high-power led	35°	565	80.71
high-power led	55°	536	76.57
4000°K neutral-white			
high-power led	15°	630	90.00
high-power led	35°	598	85.43
high-power led	55°	568	81.14

Finish color options:

Matt Black

Stainless Steel (on request)

Technical features




Available on request



Technical data

Wattage	7 WATT
IP Rating	IP67
IK Rating	IK10
Material	High corrosion resistance die-cast copper-free aluminum body
Coating	Polyester powder coating with phosphochromating pre-finish
Trim	Stainless steel AISI 304
Light source	NR. 4 x 1.5W CREE "XP-G2" LED
Transformer	Electronic power supply 220/240V 50/60Hz built-in
Screws	Stainless steel
Optics	Special optics with "invisa-light" technology
Gasket	Silicone rubber
Glass	Tempered
Cable gland	Double M20
Static weight resistance	Max 2000 Kg
Power cable	1 mt. neoprene power cable included
Gross weight	2,00 Kg
Included	Polypropilene housing for recess included



Stainless steel finish trim available on request

Sliding hooking system for recessing box





High visual comfort

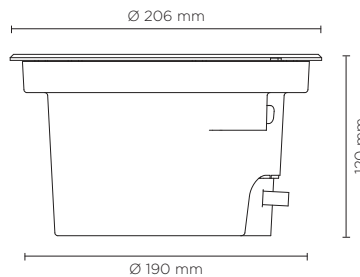
No visible screws

206002

HYDROFLOOR MEDIUM INVISIBLE

ALL BLACK APPEARANCE.

Round compact ground-recessed luminaire for outdoor installation, Phospho-chromatised and polyester powder coated die-cast copper-free aluminium body and stainless steel AISI 304 frame, tempered safety glass, moulded silicone gasket, non-visible stainless steel screws. Built-in LED driver 220-240V 50-60Hz, with 9 CREE XP-G2 LED + special optics with "invisa-light" technology. IP67 rating.



light source	light beam options	lumen output (lm)	lumin. efficacy (lm/w)
3000°K warm-white			
high-power led	15°	1.296	86.40
high-power led	35°	1.231	82.07
high-power led	55°	1.170	78.00
4000°K neutral-white			
high-power led	15°	1.350	90.00
high-power led	35°	1.282	85.47
high-power led	55°	1.218	81.20

Finish color options:

 Matt Black

 Stainless Steel (on request)

Technical features




Available on request



Technical data

Wattage	15 WATT
IP Rating	IP67
IK Rating	IK10
Material	High corrosion resistance die-cast copper-free aluminum body
Coating	Polyester powder coating with phosphochromating pre-finish
Trim	Stainless steel AISI 304
Light source	NR. 9 x 1.5W CREE "XP-G2" LED
Transformer	Electronic power supply 220/240V 50/60Hz built-in
Screws	Stainless steel
Optics	Special optics with "invisa-light" technology
Gasket	Silicone rubber
Glass	Tempered
Cable gland	Double M20
Static weight resistance	Max 5000 Kg
Power cable	1 mt. neoprene power cable included
Gross weight	3,00 Kg
Included	Polypropilene housing for recess included



Stainless steel finish trim available on request

Sliding hooking system for recessing box



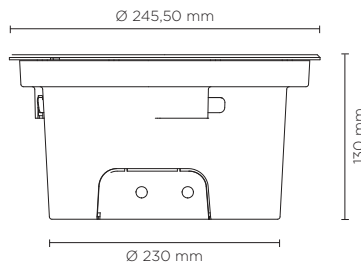


206003

HYDROFLOOR MAXI INVISA

ALL BLACK APPEARANCE.

Round compact ground-recessed luminaire for outdoor installation, Phospho-chromatised and polyester powder coated die-cast copper-free aluminium body and stainless steel AISI 304 frame, tempered safety glass, moulded silicone gasket, non-visible stainless steel screws. Built-in LED driver 220-240V 50-60Hz, with 16 CREE XP-G2 LED + special optics with "invisa-light" technology. IP67 rating.



light source	light beam options	lumen output (lm)	lumin. efficacy (lm/w)
3000°K warm-white			
high-power led	15°	2.232	82.67
high-power led	35°	2.120	78.52
high-power led	55°	2.014	74.59
4000°K neutral-white			
high-power led	15°	2.325	86.11
high-power led	35°	2.208	81.78
high-power led	55°	2.098	77.69

Finish color options:

■ Matt Black

■ Stainless Steel (on request)

Technical features




Available on request



Technical data

Wattage	27 WATT
IP Rating	IP67
IK Rating	IK10
Material	High corrosion resistance die-cast copper-free aluminum body
Coating	Polyester powder coating with phosphochromating pre-finish
Trim	Stainless steel AISI 304
Light source	NR. 16 x 1.5W CREE "XP-G2" LED
Transformer	Electronic power supply 220/240V 50/60Hz built-in
Screws	Stainless steel
Optics	Special optics with "invisa-light" technology
Gasket	Silicone rubber
Glass	Tempered
Cable	Double M20 cable gland
Static weight resistance	Max 5000 Kg
Power cable	1 mt. neoprene power cable included
Gross weight	4,50 Kg
Included	Polypropilene housing for recess included



Stainless steel finish trim available on request

Sliding hooking system for recessing box







High visual comfort

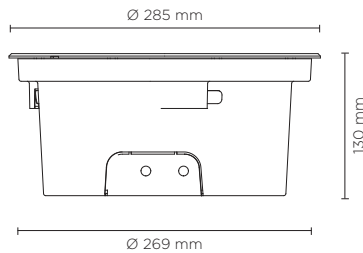
No visible screws

206004

HYDROFLOOR MEGA INVISA

ALL BLACK APPEARANCE.

Round compact ground-recessed luminaire for outdoor installation, Phospho-chromatised and polyester powder coated die-cast copper-free aluminium body and stainless steel AISI 304 frame, tempered safety glass, moulded silicone gasket, non-visible stainless steel screws. Built-in LED driver 220-240V 50-60Hz, with 25 CREE XP-G2 LED + special optics with "invisa-light" technology. IP67 rating.



light source	light beam options	lumen output (lm)	lumin. efficacy (lm/w)
3000°K warm-white			
high-power led	15°	3.720	90.73
high-power led	35°	3.534	86.19
high-power led	55°	3.357	81.88
4000°K neutral-white			
high-power led	15°	3.875	94.51
high-power led	35°	3.681	89.78
high-power led	55°	3.497	85.29

Finish color options:

 Matt Black

 Stainless Steel (on request)

Technical features




Available on request



Technical data



Wattage	41 WATT
IP Rating	IP67
IK Rating	IK10
Material	High corrosion resistance die-cast copper-free aluminum body
Coating	Polyester powder coating with phosphochromating pre-finish
Trim	Stainless steel AISI 304
Light source	NR. 25 x 1.5W CREE "XP-G2" LED
Transformer	Electronic power supply 220/240V 50/60Hz built-in
Screws	Stainless steel
Optics	Special optics with "invisa-light" technology
Gasket	Silicone rubber
Glass	Tempered
Cable gland	Double M20 cable gland
Static weight resistance	Max 5000 Kg
Power cable	1 mt. neoprene power cable included
Gross weight	6,00 Kg
Included	Polypropilene housing for recess included




Stainless steel finish trim available on request

Sliding hooking system for recessing box



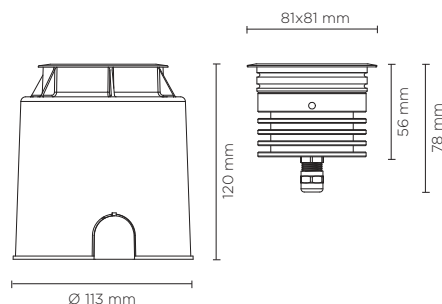




202011

HYDROQUADRO NANO

Square ground-recessed luminaire for outdoor installation, hard anodized black aluminium body and stainless steel AISI 316 front trim, tempered safety glass, moulded silicone gasket. Remote constant current max 700 mA driver needed, with 1 CREE XHP35 HD LED. IP68 rating.



350 mA - LED POWER 5W

light source	light beam options	lumen output (lm)	lumin. efficacy (lm/w)
3000°K warm-white			
high-power led	4°	510	102.00
high-power led	10°	489	97.80
high-power led	28°	474	94.80
4000°K neutral-white			
high-power led	4°	520	104.00
high-power led	10°	499	99.80
high-power led	28°	484	96.80

2700°K CCT available on request

Finish color options:

 Stainless Steel







Technical features









Technical data

Wattage	Max 10 WATT
IP Rating	IP68
IK Rating	IK09
Material	Hard anodized black aluminium body
Trim	Stainless steel AISI 316 L
Light source	Nr. 1 CREE XHP35 LED
Remote driver	Constant current max 700 mA
Gasket	Silicone rubber
Glass	Tempered
Cable gland	M12
Power cable	1 mt. neoprene power cable included
Gross weight	0,90 Kg

500 mA - LED POWER 7W

light source	light beam options	lumen output (lm)	lumin. efficacy (lm/w)
3000°K warm-white			
high-power led	 4°	690	98.57
high-power led	 10°	662	94.57
high-power led	 28°	642	91.71
4000°K neutral-white			
high-power led	 4°	703	100.43
high-power led	 10°	676	96.57
high-power led	 28°	656	93.71

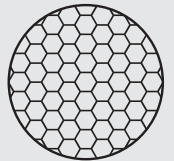
700 mA - LED POWER 10W

light source	light beam options	lumen output (lm)	lumin. efficacy (lm/w)
3000°K warm-white			
high-power led	 4°	907	90.69
high-power led	 10°	872	87.20
high-power led	 28°	846	84.60
4000°K neutral-white			
high-power led	 4°	930	93.00
high-power led	 10°	890	89.00
high-power led	 28°	863	86.30



OPTIONAL

AC064
HONEYCOMB LOUVER




AC057 STANDARD GLARE SHIELD

Glare shield accessory made in hard anodized black aluminum, providing good balance in between glare control and light output.



AC058 SUPER COMFORT GLARE SHIELD

Glare shield accessory made in hard anodized black aluminum, for applications requiring very reduced glaring; minimal light loss on the light surface but overall lumen output typically reduced by 50%.



remote driver selection

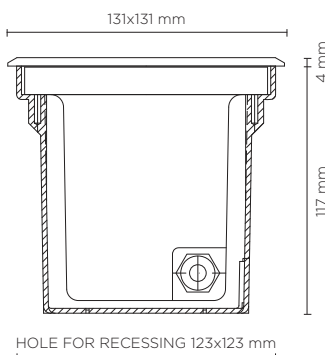
brand	manufacturer code	type	watt	IP rate	numbers of fixtures
ALVIT Italy	AL1435S-IP	constant current 350mA	14W	IP67	min 1 - max 2
ALVIT Italy	AL1450S-IP	constant current 500mA	14W	IP67	1
ALVIT Italy	AL1470S-IP	constant current 700mA	14W	IP67	1
TCI Italy	152014/350	constant current 350mA	17W	IP68	min 1 - max 3
TCI Italy	152014/500	constant current 500mA	24W	IP68	min 1 - max 3
TCI Italy	152014/700	constant current 700mA	30W	IP68	min 1 - max 3



202001

HYDROQUADRO MINI

Square ground-recessed luminaire for outdoor installation, Phospho-chromatised and polyester powder coated die-cast copper-free aluminium body and stainless steel AISI 304 frame, tempered safety glass, moulded silicone gasket. Built-in LED driver 220-240V 50-60Hz, with 3 CREE XP-G3 LED. IP67 rating.



light source	light beam options	lumen output (lm)	lumin. efficacy (lm/w)
3000°K warm-white			
high-power led	10°	346	115.33
high-power led	30°	329	109.66
high-power led	45°	312	104.00
4000°K neutral-white			
high-power led	10°	360	120.00
high-power led	30°	342	114.00
high-power led	45°	325	108.33
2700°K CCT available on request			

Finish color options:

 Stainless Steel

Technical features



Technical data

Wattage	3 WATT
IP Rating	IP67
IK Rating	IK10
Material	High corrosion resistance die-cast copper-free aluminum body
Trim	Stainless steel AISI 304
Coating	Polyester powder coating with phosphochromating pre-finish
Light source	NR. 3 x 1W CREE "XP-G3" LED
Screws	Stainless steel
Transformer	Electronic power supply 220/240V 50/60Hz built-in
Static weight resistance	Max 5000 Kg
Gasket	Silicone rubber
Glass	Tempered
Cable gland	M20
Adjustable	+/- 15 degrees
Power cable	3 mt. neoprene power cable included
Gross weight	1,25 Kg
Included	Polypropilene recessing box included

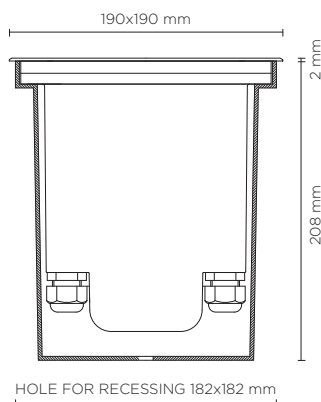




202008

HYDROQUADRO MEDIUM

Square ground-recessed luminaire for outdoor installation, Phospho-chromatised and polyester powder coated die-cast copper-free aluminium body and stainless steel AISI 304 frame, tempered safety glass, moulded silicone gasket. Built-in LED driver 220-240V 50-60Hz, with 9 CREE XP-G3 LED. IP67 rating.



light source	light beam options	lumen output (lm)	lumin. efficacy (lm/w)
3000°K warm-white			
high-power led	10°	1.296	92.57
high-power led	30°	1.231	87.93
high-power led	45°	1.170	83.57
4000°K neutral-white			
high-power led	10°	1.350	96.43
high-power led	30°	1.283	91.65
high-power led	45°	1.219	87.07
2700°K CCT available on request			

Finish color options:

Stainless Steel

Technical features




Available on request



Technical data

Wattage	14 WATT
IP Rating	IP67
IK Rating	IK10
Material	High corrosion resistance die-cast copper-free aluminum body
Trim	Stainless steel AISI 304
Coating	Polyester powder coating with phosphochromating pre-finish
Light source	NR. 9 x 1.5W CREE "XP-G3" LED
Screws	Stainless steel
Transformer	Electronic power supply 220/240V 50/60Hz built-in
Static weight resistance	Max 5000 Kg
Gasket	Silicone rubber
Glass	Tempered
Cable gland	Double M20
Adjustable	+/- 15 degrees
Power cable	1 mt. neoprene power cable included
Gross weight	2,80 Kg
Included	Polypropilene recessing box included

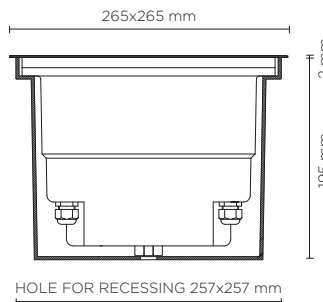




202009

HYDROQUADRO MAXI

Square ground-recessed luminaire for outdoor installation, Phospho-chromatised and polyester powder coated die-cast copper-free aluminium body and stainless steel AISI 304 frame, tempered safety glass, moulded silicone gasket. Built-in LED driver 220-240V 50-60Hz, with 16 CREE XP-G3 LED. IP67 rating.



light source	light beam options	lumen output (lm)	lumin. efficacy (lm/w)
3000°K warm-white			
high-power led	10°	2.304	96.00
high-power led	30°	2.189	91.21
high-power led	45°	2.080	86.67
4000°K neutral-white			
high-power led	10°	2.400	100.00
high-power led	30°	2.280	95.00
high-power led	45°	2.166	90.25

2700°K CCT available on request

Finish color options:

 Stainless Steel

Technical features




Available on request



Technical data

Wattage	24 WATT
IP Rating	IP67
IK Rating	IK10
Material	High corrosion resistance die-cast copper-free aluminum body
Trim	Stainless steel AISI 304
Coating	Polyester powder coating with phosphochromating pre-finish
Light source	NR. 16 x 1.5W CREE "XP-G3" LED
Screws	Stainless steel
Transformer	Electronic power supply 220/240V 50/60Hz built-in
Static weight resistance	Max 5000 Kg
Gasket	Silicone rubber
Glass	Tempered
Cable gland	Double M20
Adjustable	+/- 15 degrees
Power cable	1 mt. neoprene power cable included
Gross weight	5,70 Kg
Included	Polypropilene recessing box included

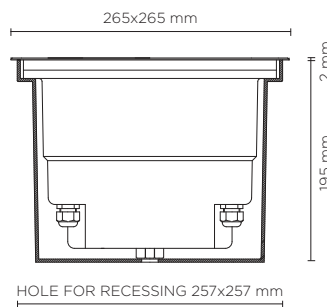




202010

HYDROQUADRO MAXI PRO


Square ground-recessed luminaire for outdoor installation, Phospho-chromatised and polyester powder coated die-cast copper-free aluminium body and stainless steel AISI 304 frame, tempered safety glass, moulded silicone gasket. Built-in LED driver 220-240V 50-60Hz, with 16 CREE XP-L LED. IP67 rating.



light source*	light beam options	lumen output (lm)	lumin. efficacy (lm/w)
3000°K warm-white			
high-power led	10°	3.920	89.10
high-power led	30°	3.720	84.55
high-power led	45°	3.540	80.45

* Other light colors available on request: Neutral-white

Finish color options:

 Stainless Steel

Technical features








 +/-15°

Available on request




Technical data

Wattage	44 WATT
IP Rating	IP67
IK Rating	IK10
Material	High corrosion resistance die-cast copper-free aluminum body
Trim	Stainless steel AISI 304
Coating	Polyester powder coating with phosphochromating pre-finish
Light source	NR. 16 CREE "XP-L" LED
Screws	Stainless steel
Transformer	Electronic power supply 220/240V 50/60Hz built-in
Static weight resistance	Max 5000 Kg
Gasket	Silicone rubber
Glass	Tempered
Cable gland	Double M20
Adjustable	+/- 15 degrees
Power cable	1 mt. neoprene power cable included
Gross weight	5,70 Kg
Included	Polypropilene recessing box included

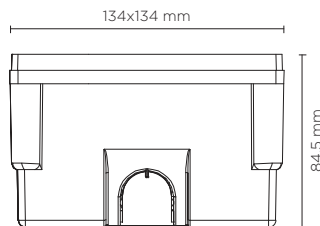




205001

HYDROFLOOR VETRO MEDIUM SQUARE

Square ground-recessed trimless uplight for outdoor installation, phospho-chromatised and polyester powder coated die-cast copper-free aluminium body, tempered safety glass, moulded silicone gasket. Built-in LED driver 220-240V 50-60Hz, with 5 CREE XP-G3 LED. IP67 rating.



light source	light beam options	lumen output (lm)	lumin. efficacy (lm/w)
3000°K warm-white			
high-power led	10°	720	90.00
high-power led	30°	684	85.50
high-power led	45°	650	81.25
4000°K neutral-white			
high-power led	10°	750	93.75
high-power led	30°	713	89.13
high-power led	45°	677	84.63

2700°K CCT available on request

Finish color options:

Glass

Technical features



Technical data

Wattage	8 WATT
IP Rating	IP67
IK Rating	IK10
Material	High corrosion resistance die-cast copper-free aluminum body
Coating	Polyester powder coating with phosphocromating pre-finish
Light source	NR. 5 x 1.5W CREE "XP-G3" LED
Screws	Stainless steel
Transformer	Electronic power supply 220/240V 50/60Hz built-in
Static weight resistance	Max 5000 Kg
Gasket	Silicone rubber
Glass	Tempered
Cable gland	PG9
Power cable	1 mt. neoprene power cable included
Gross weight	1,40 Kg
Included	Polypropilene recessing box included

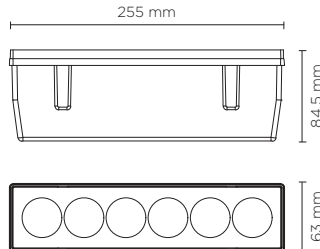




205002

HYDROFLOOR VETRO LINEAR

Linear ground-recessed trimless uplight for outdoor installation, phospho-chromatised and polyester powder coated die-cast copper-free aluminium body, tempered safety glass, moulded silicone gasket. Built-in LED driver 220-240V 50-60Hz, with 6 CREE XP-G3 LED. IP67 rating.



light source	light beam options	lumen output (lm)	lumin. efficacy (lm/w)
3000°K warm-white			
high-power led	10°	900	90.00
high-power led	30°	855	85.50
high-power led	45°	812	81.20
4000°K neutral-white			
high-power led	10°	940	94.00
high-power led	30°	893	89.30
high-power led	45°	848	84.80
2700°K CCT available on request			

Finish color options:

Glass

Technical features



Available on request



Technical data

Wattage	10 WATT
IP Rating	IP67
IK Rating	IK10
Material	High corrosion resistance die-cast copper-free aluminum body
Coating	Polyester powder coating with phosphochromating pre-finish
Light source	NR. 6 x 1.5W CREE "XP-G3" LED
Screws	Stainless steel
Transformer	Electronic power supply 220/240V 50/60Hz built-in
Static weight resistance	Max 5000 Kg
Gasket	Silicone rubber
Glass	Tempered
Cable gland	PG9
Power cable	1 mt. neoprene power cable included
Gross weight	1,40 Kg
Included	Polypropilene recessing box included

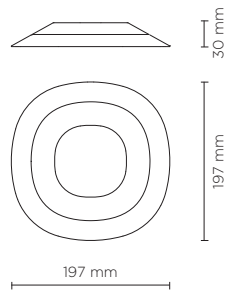




208001

FACE-UP MINI COB

Uplight for outdoor installation on a ground/floor surface. Phospho-chromatised and polyester powder coated die-cast copper-free aluminium, tempered safety glass and stainless steel screws. With 1 direct 220-240V LUMENS "EDC 38C" COB LED. IP67 rating.



light source	light beam options	lumen output (lm)	lumin. efficacy (lm/w)
3000°K warm-white			
cob led	18°	400	50.00
cob led	36°	390	48.75
cob led	60°	375	46.88
4000°K neutral-white			
cob led	18°	410	51.25
cob led	36°	400	50.00
cob led	60°	385	48.13

2700°K CCT available on request

Finish color options:

- Textured Grey
RAL 9006
- Anthracite Grey
RAL 7016
- Matt Black
(on request)

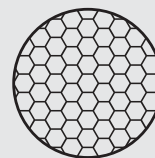
Technical features



Technical data

Wattage	8 WATT
IP Rating	IP67
IK Rating	IK08
Material	High corrosion resistance die-cast copper-free aluminium
Coating	Polyester powder coating wit phosphochromating pre-finish
Light source	1 x LUMENS "EDC 38C" COB LED
Screws	Stainless steel
Transformer	Electrical power supply 220/240V 50/60Hz built-in
Glass	Tempered
Power cable	1 mt. neoprene power cable included
Gross weight	1,20 Kg

AC120
HONEYCOMB
LOUVER



AC122
SPIKE



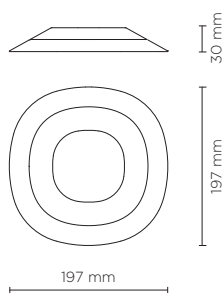




208002

FACE-UP MINI HP

Uplight for outdoor installation on a ground/floor surface. Phosphochromatised and polyester powder coated die-cast copper-free aluminium, tempered safety glass and stainless steel screws. Remote constant current max 700mA needed, with 3 CREE XP-G3 LED. IP67 rating.



350 mA - LED POWER 3W

light source	light beam options	lumen output (lm)	lumin. efficacy (lm/w)
2700°K warm-white			
high-power led	8°	300	100.00
high-power led	20°	287	95.80
high-power led	40°	278	92.80
3000°K warm-white			
high-power led	8°	306	102.00
high-power led	20°	293	97.80
high-power led	40°	284	94.80
4000°K neutral-white			
high-power led	8°	312	104.00
high-power led	20°	300	99.80
high-power led	40°	290	96.80

Finish color options:

■ Textured Grey
RAL 9006

■ Anthracite Grey
RAL 7016

■ Matt Black
(on request)

Technical features

IP67

IK08

CE

5
YEARS

III










NEW

Technical data










Wattage	MAX 6 WATT
IP Rating	IP67
IK Rating	IK08
Material	High corrosion resistance die-cast copper-free aluminium
Coating	Polyester powder coating with phosphochromating pre-finish
Light source	3 x CREE XP-G3 LED
Screws	Stainless steel
Remote driver	Constant current max 700mA
Glass	Tempered
Power cable	1 mt. power cable included
Gross weight	1,20 Kg



500 mA - LED POWER 4.5W

light source	light beam options	lumen output (lm)	lumin. efficacy (lm/w)
2700°K warm-white			
high-power led	 8°	378	83.75
high-power led	 20°	360	80.25
high-power led	 40°	350	77.75
3000°K warm-white			
high-power led	 8°	387	86.25
high-power led	 20°	373	82.75
high-power led	 40°	360	80.25
4000°K neutral-white			
high-power led	 8°	396	87.88
high-power led	 20°	380	84.50
high-power led	 40°	369	82.00

700 mA - LED POWER 6W

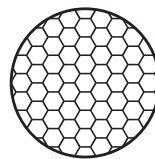
light source	light beam options	lumen output (lm)	lumin. efficacy (lm/w)
2700°K warm-white			
high-power led	 8°	538	89.70
high-power led	 20°	512	85.33
high-power led	 40°	501	83.60
3000°K warm-white			
high-power led	 8°	546	90.69
high-power led	 20°	522	87.20
high-power led	 40°	507	84.60
4000°K neutral-white			
high-power led	 8°	558	93.00
high-power led	 20°	534	89.00
high-power led	 40°	518	86.30

remote driver selection

brand	manufacturer code	type	watt	IP rate	numbers of fixtures
ALVIT Italy	AL1435S-IP	constant current 350mA	14W	IP67	min 1 - max 4
ALVIT Italy	AL1450S-IP	constant current 500mA	14W	IP67	min 1 - max 3
ALVIT Italy	AL1470S-IP	constant current 700mA	14W	IP67	min 1 - max 2
TCI Italy	152014/350	constant current 350mA	17W	IP68	min 1 - max 5
TCI Italy	152014/500	constant current 500mA	24W	IP68	min 1 - max 5
TCI Italy	152014/700	constant current 700mA	30W	IP68	min 1 - max 4

OPTIONAL

AC120
HONEYCOMB
LOUVER



AC122
SPIKE

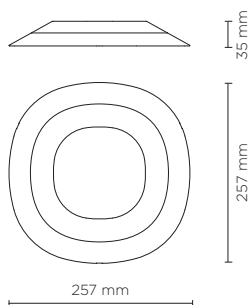




208003

FACE-UP MEDIUM COB

Uplight for outdoor installation on a ground/ floor surface. Phospho-chromatised and polyester powder coated die-cast copper-free aluminium, tempered safety glass and stainless steel screws. With 1 direct 220-240V LUMENS "EDC 47C" COB LED. IP67 rating.



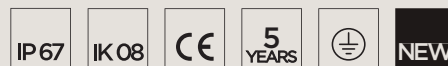
light source	light beam options	lumen output (lm)	lumin. efficacy (lm/w)
3000°K warm-white			
cob led	18°	1.000	66.67
cob led	36°	980	66.34
cob led	60°	960	64.00
4000°K neutral-white			
cob led	18°	1.050	70.00
cob led	36°	1.030	68.67
cob led	60°	1.000	66.67

2700°K CCT available on request

Finish color options:



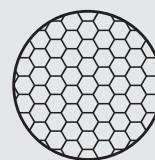
Technical features



Technical data

Wattage	15 WATT
IP Rating	IP67
IK Rating	IK08
Material	High corrosion resistance die-cast copper-free aluminium
Coating	Polyester powder coating with phosphochromating pre-finish
Light source	1 x LUMENS "EDC 47C" COB LED
Screws	Stainless steel
Transformer	Electrical power supply 220/240V 50/60Hz built-in
Glass	Tempered
Power cable	1 mt. power cable included
Gross weight	2,00 Kg

AC121
HONEYCOMB
LOUVER



AC123
SPIKE



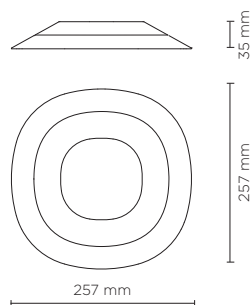




208004

FACE-UP MEDIUM HP

Uplight for outdoor installation on a ground/floor surface. Phosphochromatised and polyester powder coated die-cast copper-free aluminium, tempered safety glass and stainless steel screws. Remote constant current max 700mA needed, with 6 CREE XP-G3 LED. IP67 rating



350 mA - LED POWER 6W

light source	light beam options	lumen output (lm)	lumin. efficacy (lm/w)
2700°K warm-white			
high-power led	8°	600	100.00
high-power led	20°	574	95.80
high-power led	40°	556	92.80
3000°K warm-white			
high-power led	8°	612	102.00
high-power led	20°	586	97.80
high-power led	40°	568	94.80
4000°K neutral-white			
high-power led	8°	624	104.00
high-power led	20°	600	99.80
high-power led	40°	580	96.80

Finish color options:

■ Textured Grey
RAL 9006

■ Anthracite Grey
RAL 7016

■ Matt Black
(on request)

Technical features












Technical data










Wattage	MAX 12 WATT
IP Rating	IP67
IK Rating	IK08
Material	High corrosion resistance die-cast copper-free aluminium
Coating	Polyester powder coating with phosphochromating pre-finish
Light source	6 x CREE XP-G3 LED
Screws	Stainless steel
Remote driver	Constant current max 700mA
Glass	Tempered
Power cable	1 mt. power cable included
Gross weight	2,00 Kg



500 mA - LED POWER 9W

light source	light beam options	lumen output (lm)	lumin. efficacy (lm/w)
2700°K warm-white			
high-power led	 8°	756	83.75
high-power led	 20°	720	80.25
high-power led	 40°	700	77.75
3000°K warm-white			
high-power led	 8°	774	86.25
high-power led	 20°	746	82.75
high-power led	 40°	720	80.25
4000°K neutral-white			
high-power led	 8°	792	87.88
high-power led	 20°	760	84.50
high-power led	 40°	738	82.00

700 mA - LED POWER 12W

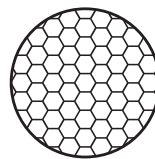
light source	light beam options	lumen output (lm)	lumin. efficacy (lm/w)
2700°K warm-white			
high-power led	 8°	1.076	89.70
high-power led	 20°	1.024	85.33
high-power led	 40°	1.002	83.60
3000°K warm-white			
high-power led	 8°	1.092	90.69
high-power led	 20°	1.044	87.20
high-power led	 40°	1.014	84.60
4000°K neutral-white			
high-power led	 8°	1.116	93.00
high-power led	 20°	1.068	89.00
high-power led	 40°	1.136	86.30

remote driver selection

brand	manufacturer code	type	watt	IP rate	numbers of fixtures
ALVIT Italy	AL1435S-IP	constant current 350mA	14W	IP67	min 1 - max 2
ALVIT Italy	AL1450S-IP	constant current 500mA	14W	IP67	1
ALVIT Italy	AL1470S-IP	constant current 700mA	14W	IP67	1
TCI Italy	152014/350	constant current 350mA	17W	IP68	min 1 - max 2
TCI Italy	152014/500	constant current 500mA	24W	IP68	min 1 - max 2
TCI Italy	152014/700	constant current 700mA	30W	IP68	min 1 - max 2

OPTIONAL

AC121
HONEYCOMB
LOUVER



AC123
SPIKE

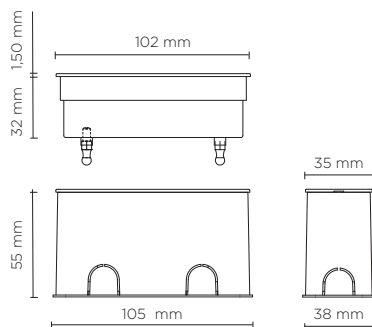




209001

HYDROFLOOR NANO LINEAR HP

Linear shape ground-recessed luminaire for outdoor installation. Body in hard anodized aluminum with phosphochromatised and polyester powder coating and frontal cover in stainless steel AISI 316L, tempered safety glass. Remote constant current max 700mA driver needed, with 3 CREE XP-G2 LED. IP68 rating.



350 mA - LED POWER 3W

light source	light beam options	lumen output (lm)	lumin. efficacy (lm/w)
2700°K warm-white			
high-power led	8°	300	100.00
high-power led	32°	287	95.80
high-power led	45°	278	92.80
3000°K warm-white			
high-power led	8°	306	102.00
high-power led	32°	293	97.80
high-power led	45°	284	94.80
4000°K neutral-white			
high-power led	8°	312	104.00
high-power led	32°	300	99.80
high-power led	45°	290	96.80

Finish color options:

 Stainless Steel

Technical features



NEW

Technical data

Wattage	MAX 6 WATT
IP Rating	IP68
IK Rating	IK08
Material	Hard anodized aluminum
Trim	Stainless steel AISI 316L
Coating	Polyester powder coating with phosphochromating pre-finish
Light source	3 x CREE XP-G2 LED
Screws	Stainless steel
Remote driver	Constant current max 700mA
Glass	Tempered
Power cable	1 mt. power cable included
Gross weight	0,50 Kg



AC125
HONEYCOMB LOUVER



500 mA - LED POWER 4.5W

light source	light beam options	lumen output (lm)	lumin. efficacy (lm/w)
2700°K warm-white			
high-power led	8°	378	83.75
high-power led	32°	360	80.25
high-power led	45°	350	77.75
3000°K warm-white			
high-power led	8°	387	86.25
high-power led	32°	373	82.75
high-power led	45°	360	80.25
4000°K neutral-white			
high-power led	8°	396	87.88
high-power led	32°	380	84.50
high-power led	45°	369	82.00

700 mA - LED POWER 6W

light source	light beam options	lumen output (lm)	lumin. efficacy (lm/w)
2700°K warm-white			
high-power led	8°	538	89.70
high-power led	32°	512	85.33
high-power led	45°	501	83.60
3000°K warm-white			
high-power led	8°	546	90.69
high-power led	32°	522	87.20
high-power led	45°	507	84.60
4000°K neutral-white			
high-power led	8°	558	93.00
high-power led	32°	534	89.00
high-power led	45°	518	86.30

209004

HYDROFLOOR NANO LINEAR TRIMLESS HP

Trimless version, all other details are same as model 209001



remote driver selection

brand	manufacturer code	type	watt	IP rate	numbers of fixtures
ALVIT Italy	AL1435S-IP	constant current 350mA	14W	IP67	min 1 - max 4
ALVIT Italy	AL1450S-IP	constant current 500mA	14W	IP67	min 1 - max 3
ALVIT Italy	AL1470S-IP	constant current 700mA	14W	IP67	min 1 - max 2
TCI Italy	152014/350	constant current 350mA	17W	IP68	min 1 - max 5
TCI Italy	152014/500	constant current 500mA	24W	IP68	min 1 - max 5
TCI Italy	152014/700	constant current 700mA	30W	IP68	min 1 - max 4

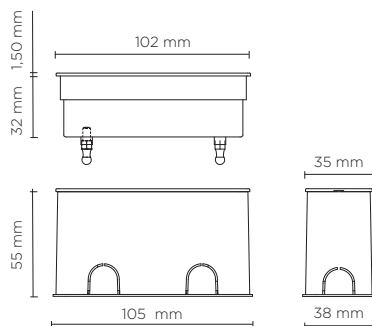







209002

HYDROFLOOR NANO LINEAR WALL-WASHER

Linear shape ground-recessed luminaire for outdoor installation. Body in hard anodized aluminum with phosphochromatised and polyester powder coating and frontal cover in stainless steel AISI 316L, tempered safety glass. Remote constant current 500mA driver needed, with 16 x mid-power SAMSUNG 2835 LED. IP68 rating.

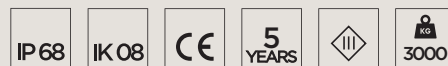


light source	light beam options	lumen output (lm)	lumin. efficacy (lm/w)
2700°K warm-white			
mid-power led	 WALL-WASHER	450	75.00
3000°K warm-white			
mid-power led	 WALL-WASHER	470	78.34
4000°K neutral-white			
mid-power led	 WALL-WASHER	490	81.67

Finish color options:

 Stainless Steel

Technical features




NEW

Technical data

Wattage	6 WATT
IP Rating	IP68
IK Rating	IK08
Material	Hard anodized aluminum
Trim	Stainless steel AISI 316L
Coating	Polyester powder coating with phosphochromating pre-finish
Light source	Nr. 16 x mid-power SAMSUNG 2835 LED
Screws	Stainless steel
Remote driver	Constant current max 500mA
Glass	Tempered
Power cable	1 mt. power cable included
Gross weight	0,50 Kg

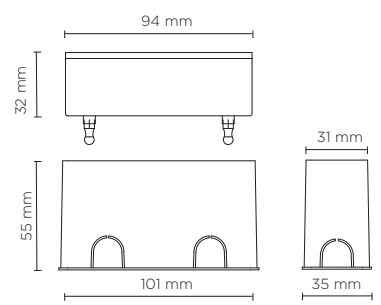




209005


HYDROFLOOR NANO LINEAR TRIMLESS WALL-WASHER

Trimless version, all other details are same as model 209002



remote driver selection

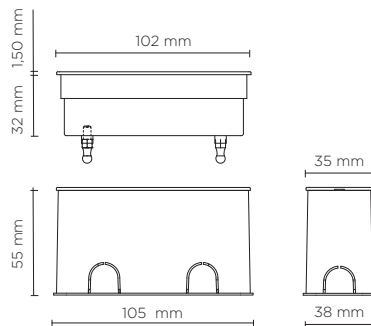
brand	manufacturer code	type	watt	IP rate	numbers of fixtures
ALVIT Italy	AL1450S-IP	constant current 500mA	14W	IP67	min 1 - max 2
TCI Italy	152014/500	constant current 500mA	24W	IP68	min 1 - max 3






209003

HYDROFLOOR NANO LINEAR BLADE

Linear shape ground-recessed luminaire for outdoor installation. Body in hard anodized aluminum with phospho-chromatised and polyester powder coating and frontal cover in stainless steel AISI 316L, tempered safety glass. Asymmetric radial beam distribution. Remote constant current max 700mA driver needed, with 3 CREE XP-G2 LED. IP68 rating.



350 mA - LED POWER 3W

light source	light beam options	lumen output (lm)	lumin. efficacy (lm/w)
2700°K warm-white			
high-power led	 20°x100°	210	70.00
3000°K warm-white			
high-power led	 20°x100°	220	73.33
4000°K neutral-white			
high-power led	 20°x100°	230	76.66

Finish color options:

 Stainless Steel

Technical features



NEW

Technical data

Wattage	MAX 6 WATT
IP Rating	IP68
IK Rating	IK08
Material	Hard anodized aluminum
Trim	Stainless steel AISI 316L
Coating	Polyester powder coating with phosphochromating pre-finish
Light source	3 x CREE XP-G2 LED
Screws	Stainless steel
Remote driver	Constant current max 700mA
Glass	Tempered
Power cable	1 mt. power cable included
Gross weight	0,50 Kg






209006

HYDROFLOOR NANO LINEAR TRIMLESS BLADE




Trimless version, all other details are same
as model 209003



500 mA - LED POWER 4.5W

light source	light beam options	lumen output (lm)	lumin. efficacy (lm/w)
2700°K warm-white			
high-power led	 20°x100°	315	70.00
3000°K warm-white			
high-power led	 20°x100°	330	73.33
4000°K neutral-white			
high-power led	 20°x100°	345	76.66

700 mA - LED POWER 6W


light source	light beam options	lumen output (lm)	lumin. efficacy (lm/w)
2700°K warm-white			
high-power led	 20°x100°	420	70.00
3000°K warm-white			
high-power led	 20°x100°	440	73.33
4000°K neutral-white			
high-power led	 20°x100°	460	76.66

remote driver selection

brand	manufacturer code	type	watt	IP rate	numbers of fixtures
ALVIT Italy	AL1435S-IP	constant current 350mA	14W	IP67	min 1 - max 4
ALVIT Italy	AL1450S-IP	constant current 500mA	14W	IP67	min 1 - max 3
ALVIT Italy	AL1470S-IP	constant current 700mA	14W	IP67	min 1 - max 2
TCI Italy	152014/350	constant current 350mA	17W	IP68	min 1 - max 5
TCI Italy	152014/500	constant current 500mA	24W	IP68	min 1 - max 5
TCI Italy	152014/700	constant current 700mA	30W	IP68	min 1 - max 4



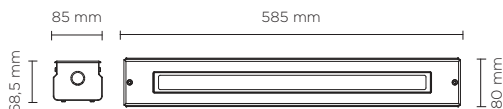




203005

LINE SLIGHT 17

Linear ground-recessed luminaire for outdoor installation, length 585mm, Phosphochromatised and polyester powder coated extruded copper-free aluminium body and stainless steel AISI 304 frame, tempered safety glass, moulded silicone gaskets, stainless steel recessing sleeve. Special optics with "invisa-light" technology. Built-in LED driver 220-240V 50-60Hz, with 17 CREE XP-G2 LED. IP67 rating.



MINIATURIZED


STANDARD
HYDROLINE

HYDROLINE
SLIGHT



light source	light beam options	lumen output (lm)	lumin. efficacy (lm/w)
3000°K warm-white			
high-power led	15°	1.896	90.3
high-power led	35°	1.802	85.82
high-power led	55°	1.712	81.52
4000°K neutral-white			
high-power led	15°	1.976	94.11
high-power led	35°	1.877	89.39
high-power led	55°	1.783	84.90

Finish color options:

 Stainless Steel

Technical features



Available on request




Technical data

Wattage	21 WATT
IP Rating	IP67
IK Rating	IK09
Material	High corrosion resistance extruded copper-free aluminum body
Trim	Stainless steel AISI 304
Coating	Polyester powder coating with phosphochromating pre-finish
Light source	NR. 17 x 1 W CREE "XP-G2" LED
Optics	Special optics with "invisa-light" technology
Screws	Stainless steel
Recessing sleeve	Stainless steel
Transformer	Electronic power supply 220/240V 50/60Hz built-in
Static weight resistance	Max 5000 Kg
Gasket	Silicone rubber
Glass	Tempered
Cable gland	Double M20
Power cable	1 mt. neoprene power cable included
Gross weight	4,00 Kg



High visual comfort

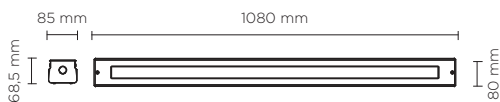




203006

LINE SLIGHT 35

Linear ground-recessed luminaire for outdoor installation, length 1.080mm, Phosphochromatised and polyester powder coated extruded copper-free aluminium body and stainless steel AISI 304 frame, tempered safety glass, moulded silicone gaskets, stainless steel recessing sleeve. Special optics with "invisa-light" technology. Built-in LED driver 220-240V 50-60Hz, with 35 CREE XP-G2 LED. IP67 rating.



MINIATURIZED

STANDARD
HYDROLINE

HYDROLINE
SLIGHT



light source	light beam options	lumen output (lm)	lumin. efficacy (lm/w)
3000°K warm-white			
high-power led	15°	3.502	89.79
high-power led	35°	3.326	85.29
high-power led	55°	3.160	81.02
4000°K neutral-white			
high-power led	15°	3.648	93.54
high-power led	35°	3.465	88.86
high-power led	55°	3.283	84.18

Finish color options:

Stainless Steel

Technical features



Available on request



Technical data

Wattage	39 WATT
IP Rating	IP67
IK Rating	IK09
Material	High corrosion resistance extruded copper-free aluminum body
Trim	Stainless steel AISI 304
Coating	Polyester powder coating with phosphochromating pre-finish
Light source	NR. 35 x 1 W CREE "XP-G2" LED
Optics	Special optics with "invisa-light" technology
Screws	Stainless steel
Recessing sleeve	Stainless steel
Transformer	Electronic power supply 220/240V 50/60Hz built-in
Static weight resistance	Max 5000 Kg
Gasket	Silicone rubber
Glass	Tempered
Cable gland	Double M20
Power cable	1 mt. neoprene power cable included
Gross weight	7,00 Kg



High visual comfort

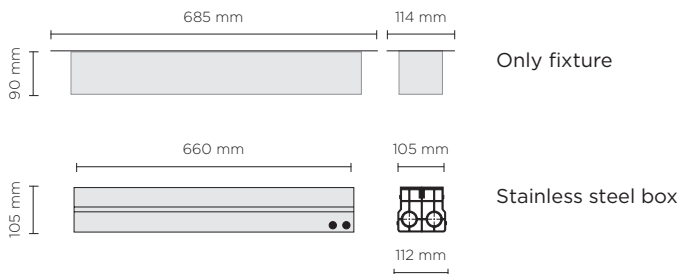




203003


LINE 13

Linear ground-recessed luminaire for outdoor installation, length 685mm, Phosphochromatised and polyester powder coated extruded copper-free aluminium body and stainless steel AISI 304 frame, tempered safety glass, moulded silicone gasket. Built-in LED driver 220-240V 50-60Hz, with 13 CREE XP-G3 LED. IP67 rating.



light source	light beam options	lumen output (lm)	lumin. efficacy (lm/w)
3000°K warm-white			
high-power led	10°	1.872	96.00
high-power led	30°	1.779	91.25
high-power led	45°	1.690	86.67
high-power led	Asymmetric Wall-Washer	1.779	91.25
4000°K neutral-white			
high-power led	10°	1.950	100.00
high-power led	30°	1.853	95.00
high-power led	45°	1.760	90.25
high-power led	Asymmetric Wall-Washer	1.853	95.00
2700°K CCT available on request			

Finish color options:

 Stainless Steel

Technical features



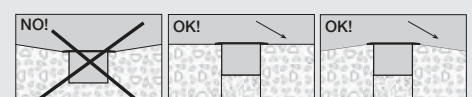
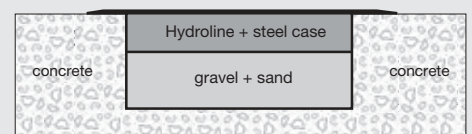
Available on request



Technical data

Wattage	19,5 WATT
IP Rating	IP67
IK Rating	IK10
Material	High corrosion resistance extruded copper-free aluminum body
Trim	Stainless steel AISI 304
Coating	Polyester powder coating with phosphochromating pre-finish
Light source	NR. 13 x 1.5W CREE "XP-G3" LED
Special optics	"invisalight" technology
Screws	Stainless steel
Recessing sleeve	Stainless steel
Transformer	Electronic power supply 220/240V 50/60Hz built-in
Static weight resistance	Max 5000 Kg
Gasket	Silicone rubber
Glass	Tempered
Cable gland	Double PG13.5
Power cable	1 mt. neoprene power cable included
Gross weight	7,00 Kg

When installing Hydroline, a "drainage bed" of at least 20 centimeters has to be observed under the stainless steel recessing box (gravel and sand)





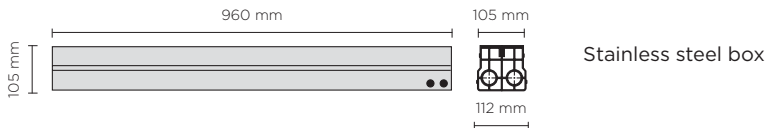
203004

LINE 21

Linear ground-recessed luminaire for outdoor installation, length 985mm, Phosphochromatised and polyester powder coated extruded copper-free aluminium body and stainless steel AISI 304 frame, tempered safety glass, moulded silicone gasket. Built-in LED driver 220-240V 50-60Hz, with 21 CREE XP-G3 LED. IP67 rating.



Only fixture



Stainless steel box

light source	light beam options	lumen output (lm)	lumin. efficacy (lm/w)
3000°K warm-white			
high-power led	10°	3.024	96.00
high-power led	30°	2.873	91.25
high-power led	45°	2.729	86.67
high-power led	Asymmetric Wall-Washer	2.873	91.25
4000°K neutral-white			
high-power led	10°	3.150	100.00
high-power led	30°	2.993	95.00
high-power led	45°	2.843	90.25
high-power led	Asymmetric Wall-Washer	2.993	95.00

2700°K CCT available on request

Finish color options:

 Stainless Steel

Technical features



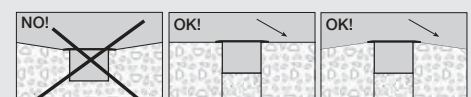
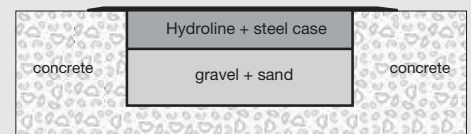
Available on request



Technical data

Wattage	31,5 WATT
IP Rating	IP67
IK Rating	IK10
Material	High corrosion resistance extruded copper-free aluminum body
Trim	Stainless steel AISI 304
Coating	Polyester powder coating with phosphochromating pre-finish
Light source	NR. 21 x 1.5W CREE "XP-G3" LED
Special optics	"invisa-light" technology
Screws	Stainless steel
Recessing sleeve	Stainless steel
Transformer	Electronic power supply 220/240V 50/60Hz built-in
Static weight resistance	Max 5000 Kg
Gasket	Silicone rubber
Glass	Tempered
Cable gland	Double PG13.5
Power cable	1 mt. neoprene power cable included
Gross weight	10,00 Kg

When installing Hydroline, a "drainage bed" of at least 20 centimeters has to be observed under the stainless steel recessing box (gravel and sand)

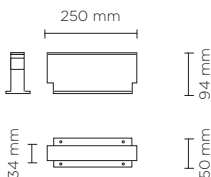




204004

LINE VETRO SLIM 250

Linear slim ground-recessed luminaire for outdoor installation, length 250 mm, anodized extruded aluminum body, opal resin diffuser, anodized aluminum housing for recess. 24V DC remote driver needed, Low power 18 Epistar SMD5050 LED. IP67 rating.



light source	light beam options	lumen output (lm)	lumin. efficacy (lm/w)
3000°K warm-white			
SMD 5050 LED	90°	75	21.43

Finish color options:

Opal

remote driver selection

brand	manufacturer code	type	watt	IP rate	numbers of fixtures
Meanwell	LPV-20-24	constant voltage 24V DC	20W	IP67	min 1 - max 4
Meanwell	LPV-35-24	constant voltage 24V DC	35W	IP67	min 1 - max 7

Technical features



Technical data

Wattage	3,5 WATT
IP Rating	IP67
IK Rating	IK09
Material	High corrosion resistance extruded copper-free aluminum body
Light source	NR. 18 x Epistar SMD5050 LED
Screws	Stainless steel
Housing	Anodized aluminum
Remote driver	24V DC Needed
Static weight resistance	Max 3000 Kg
Diffuser	Opal resin
Power cable	Double 0.5 mt. neoprene power cable included, supplied with male/female quick coupling for in-line installation.
Gross weight	1,00 Kg

AC129
LEADER CABLE
(FEMALE
CONNECTOR)



AC130
JUMPER CABLE
1 METER
(MALE+FEMALE
CONNECTOR)



AC131
END CAP (MALE)
TERMINATOR

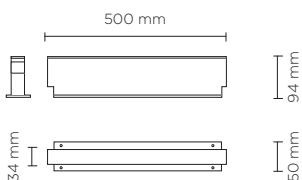




204005

LINE VETRO SLIM 500

Linear slim ground-recessed luminaire for outdoor installation, length 500 mm, anodized extruded aluminum body, opal resin diffuser, anodized aluminum housing for recess. 24V DC remote driver needed, Low power 36 Epistar SMD5050 LED. IP67 rating.



light source	light beam options	lumen output (lm)	lumin. efficacy (lm/w)
3000°K warm-white			
SMD 5050 LED	90°	150	21.43

Finish color options:

Opal

remote driver selection

brand	manufacturer code	type	watt	IP rate	numbers of fixtures
Meanwell	LPV-20-24	constant voltage 24V DC	20W	IP67	min 1 - max 2
Meanwell	LPV-35-24	constant voltage 24V DC	35W	IP67	min 1 - max 3
Meanwell	LPV-60-24	constant voltage 24V DC	60W	IP67	min 1 - max 7

Technical features



Technical data

Wattage	7 WATT
IP Rating	IP67
IK Rating	IK09
Material	High corrosion resistance extruded copper-free aluminum body
Light source	NR. 36 x Epistar SMD5050 LED
Screws	Stainless steel
Housing	Anodized aluminum
Remote driver	24V DC Needed
Static weight resistance	Max 3000 Kg
Diffuser	Opal resin
Power cable	Double 0.5 mt. neoprene power cable included, supplied with male/female quick coupling for in-line installation.
Gross weight	2,10 Kg

AC129
LEADER CABLE
(FEMALE
CONNECTOR)



AC130
JUMPER CABLE
1 METER
(MALE+FEMALE
CONNECTOR)



AC131
END CAP (MALE)
TERMINATOR

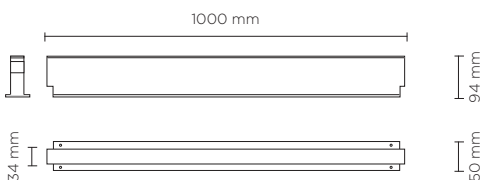




204003

LINE VETRO SLIM 1000

Linear slim ground-recessed luminaire for outdoor installation, length 1.000mm, anodized extruded aluminum body, opal resin diffuser, anodized aluminum housing for recess. 24V DC remote driver needed, Low power 72 Epistar SMD5050 LED. IP67 rating.



light source	light beam options	lumen output (lm)	lumin. efficacy (lm/w)
3000°K warm-white			
SMD 5050 LED	90°	300	20.00

Finish color options:

Opal

remote driver selection

brand	manufacturer code	type	watt	IP rate	numbers of fixtures
Meanwell	LPV-20-24	constant voltage 24V DC	20W	IP67	1
Meanwell	LPV-35-24	constant voltage 24V DC	35W	IP67	min 1 - max 2
Meanwell	LPV-60-24	constant voltage 24V DC	60W	IP67	min 1 - max 3
Meanwell	LPV-100-24	constant voltage 24V DC	100W	IP67	min 1 - max 5

Technical features



Technical data

Wattage	15 WATT
IP Rating	IP67
IK Rating	IK09
Material	High corrosion resistance extruded copper-free aluminum body
Light source	NR. 72 x Epistar SMD5050 LED
Screws	Stainless steel
Housing	Anodized aluminum
Remote driver	24V DC Needed
Static weight resistance	Max 3000 Kg
Diffuser	Opal resin
Power cable	Double 0.5 mt. neoprene power cable included, supplied with male/female quick coupling for in-line installation.
Gross weight	4,20 Kg

AC129

LEADER CABLE (FEMALE CONNECTOR)



AC130

JUMPER CABLE 1 METER (MALE+FEMALE CONNECTOR)



AC131

END CAP (MALE) TERMINATOR



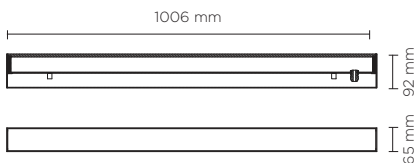




204001

LINE VETRO

Linear ground-recessed luminaire for outdoor installation, length 1.000mm, anodized extruded aluminium body, tempered safety glass, moulded silicone gaskets, stainless steel housing for recess. 24V remote driver needed, Low power EPISTAR SMD3528 LED. IP67 rating.



light source	light beam options	lumen output (lm)	lumin. efficacy (lm/w)
3000°K warm-white			
SMD 3528 LED	100°	480	40.00
4000°K warm-white			
SMD 3528 LED	100°	500	40.00

Finish color options:

Opal Glass

remote driver selection


brand	manufacturer code	type	watt	IP rate	numbers of fixtures
Meanwell	LPV-20-24	constant voltage 24V DC	20W	IP67	1
Meanwell	LPV-35-24	constant voltage 24V DC	35W	IP67	min 1 - max 2
Meanwell	LPV-60-24	constant voltage 24V DC	60W	IP67	min 1 - max 4
Meanwell	LPV-100-24	constant voltage 24V DC	100W	IP67	min 1 - max 7

Technical features



Technical data

Wattage	12 WATT
IP Rating	IP67
IK Rating	IK09
Material	High corrosion resistance extruded copper-free aluminum body
Coating	Polyester powder coating with phosphochromating pre-finish
Light source	EPISTAR SMD3528 LED
Screws	Stainless steel
Housing	Stainless steel for recess included
Driver	24V DC Remote driver needed
Static weight resistance	Max 3000 Kg
Glass	Tempered
Power cable	1 mt. neoprene power cable included.
Gross weight	5,00 Kg

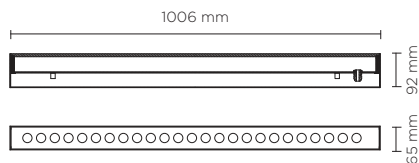




204002

LINE VETRO

Linear ground-recessed luminaire for outdoor installation, length 1.000mm, anodized extruded aluminium body, tempered safety glass, moulded silicone gaskets, stainless steel housing for recess. 350/500mA remote driver needed, with 25 CREE XP-G3 LED. IP67 rating.

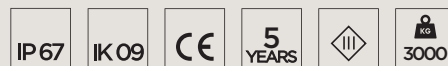


light source	light beam options	lumen output (lm)	lumin. efficacy (lm/w)
3000°K warm-white			
high-power led	10°	3.600	96.00
high-power led	30°	3.420	91.25
high-power led	45°	3.249	86.67
high-power led	Asymmetric Wall-Washer	3.420	91.25
4000°K neutral-white			
high-power led	10°	3.750	100.00
high-power led	30°	3.563	95.00
high-power led	45°	3.385	90.25
high-power led	Asymmetric Wall-Washer	3.563	95.00

Finish color options:


Glass

Technical features



Technical data

Wattage	37 WATT
IP Rating	IP67
IK Rating	IK09
Material	High corrosion resistance extruded copper-free aluminum body
Coating	Polyester powder coating with phosphochromating pre-finish
Light source	N. 25 CREE XP-G3 LED
Screws	Stainless steel
Housing	Stainless steel for recess included
Driver	350/500 MA Remote driver needed
Static weight resistance	Max 3000 Kg
Glass	Tempered
Power cable	1 mt. neoprene power cable included.
Gross weight	5,10 Kg





UNDERWATER

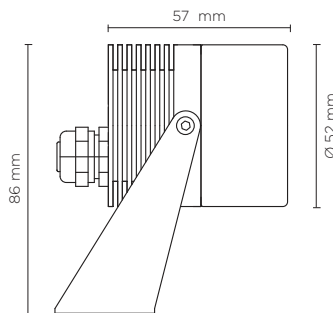
luminaire	lumen package	page
301000 SCUBA	130 - 600	260
303000 POOL	415 - 2.900	264
305000 DIVE	607 - 1.478	268
306000 HYDROFLEX UNDERWATER	750 - 3.000	272



301001

SCUBA MICRO

Small underwater projector, surface mounted, completely made in stainless steel AISI 316L, silicone o-rings, 350/500mA remote driver needed, with 1 CREE XP-G3 LED. IP 68 rating.



light source	light beam options	lumen output (lm)	lumin. efficacy (lm/w)
3000°K warm-white			
high-power led	10°	144	96.00
high-power led	30°	137	91.34
high-power led	45°	130	86.67
4000°K neutral-white			
high-power led	10°	150	100.00
high-power led	30°	143	95.34
high-power led	45°	136	90.67
2700°K CCT available on request			

Finish color options:

Stainless Steel

remote driver selection

brand	manufacturer code	type	watt	IP rate	numbers of fixtures
TCl Italy	122086	constant current 350 MA	4W	IP20	min 1 - max 2
TCl Italy	122204	constant current 350 MA/ 500 MA	25W - 35W	IP20	min 1 - max 16
Meanwell	LPC-20-350	constant current 350 MA	16.8W	IP67	min 4 - max 12
Meanwell	LPC-20-700	constant current 700 MA	21W	IP67	min 4 - max 8
Meanwell	LPF-25-48	constant current 530 MA	25W	IP67	min 10 - max 16

Technical features




Technical data

Wattage	1,5 WATT
IP Rating	IP68 - 3 METERS DEPTH
IK Rating	IK08
Material	Completely made in stainless steel AISI 316 L marine grade
Trim	Stainless steel AISI 316 L marine grade
Light source	NR. 1 x 1W CREE "XP-G3" LED
Screws	Stainless steel
Remote driver	350/500 mA NEEDED
Gasket	Silicone rubber
Glass	Tempered
Cable gland	M12 made in stainless steel AISI 316
Power cable	8 mt. neoprene power cable included
Adjustable through	200°
Gross weight	1,50 Kg

AC 024 - SPIKE FOR SCUBA MICRO/MINI

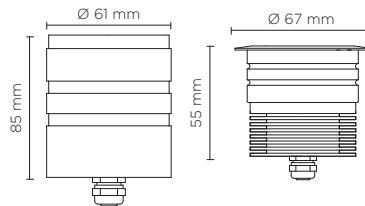




301002

SCUBA MICRO RECESS

Small underwater luminaire, wall-recessed, completely made in stainless steel AISI 316L, silicone o-rings, acetal resin housing for recess. 350/500mA remote driver needed, with 1 CREE XP-G3 LED. IP 68 rating.



light source	light beam options	lumen output (lm)	lumin. efficacy (lm/w)
3000°K warm-white			
high-power led	10°	144	96.00
high-power led	30°	137	91.34
high-power led	45°	130	86.67
4000°K neutral-white			
high-power led	10°	150	100.00
high-power led	30°	143	95.34
high-power led	45°	136	90.67
2700°K CCT available on request			

Finish color options:

Stainless Steel

remote driver selection

brand	manufacturer code	type	watt	IP rate	numbers of fixtures
TCl Italy	122086	constant current 350 MA	4W	IP20	min 1 - max 2
TCl Italy	122204	constant current 350 MA/ 500 MA	25W - 35W	IP20	min 1 - max 16
Meanwell	LPC-20-350	constant current 350 MA	16.8W	IP67	min 4 - max 12
Meanwell	LPC-20-700	constant current 700 MA	21W	IP67	min 4 - max 8
Meanwell	LPF-25-48	constant current 530 MA	25W	IP67	min 10 - max 16

Technical features



Technical data

Wattage	1,5 WATT
IP Rating	IP68 - 3 METERS DEPTH
IK Rating	IK08
Material	Completely made in stainless steel AISI 316 L marine grade
Trim	Stainless steel AISI 316 L marine grade
Light source	NR. 1 x 1.5W CREE "XP-G3" LED
Screws	Stainless steel
Remote driver	350/500 mA NEEDED
Gasket	Silicone rubber
Recess housing	made in acetal resin
Glass	Tempered
Cable gland	M12 made in stainless steel AISI 316
Power cable	8 mt. neoprene power cable included
Cable sheath	made in PVC
Gross weight	1,50 Kg

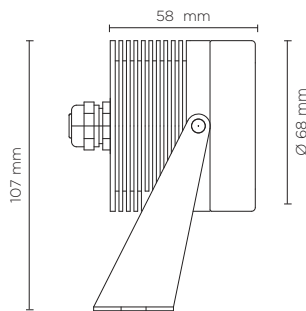




301003

SCUBA MINI

Small underwater projector, surface mounted, completely made in stainless steel AISI 316L, silicone o-rings, 350/500mA remote driver needed, with 4 CREE XP-G3 LED. IP 68 rating.



light source	light beam options	lumen output (lm)	lumin. efficacy (lm/w)
3000°K warm-white			
high-power led	10°	576	96.00
high-power led	30°	548	91.34
4000°K neutral-white			
high-power led	10°	600	100.00
high-power led	30°	570	95.00
2700°K CCT available on request			

Finish color options:

Stainless Steel

remote driver selection

brand	manufacturer code	type	watt	IP rate	numbers of fixtures
TCl Italy	127711	constant current 500 MA	12W	IP20	1
TCl Italy	122204	constant current 350 MA/ 500 MA	25W - 35W	IP20	min 1 - max 4
Meanwell	LPC-20-350	constant current 350 MA	16.8W	IP67	min 1 - max 2
Meanwell	LPC-20-700	constant current 700 MA	21W	IP67	min 1 - max 2
Meanwell	LPF-25-48	constant current 530 MA	25W	IP67	min 3 - max 4

Technical features



Technical data

Wattage	6 WATT
IP Rating	IP68 - 3 METERS DEPTH
IK Rating	IK08
Material	Completely made in stainless steel AISI 316 L marine grade
Trim	Stainless steel AISI 316 L marine grade
Light source	NR. 4 x 1.5W CREE "XP-G3" LED
Screws	Stainless steel
Remote driver	350/500 mA NEEDED
Gasket	Silicone rubber
Glass	Tempered
Cable gland	M12 made in stainless steel AISI 316
Power cable	8 mt. neoprene power cable included
Adjustable through	200°
Gross weight	2,00 Kg

AC 024 - SPIKE FOR SCUBA MICRO/MINI

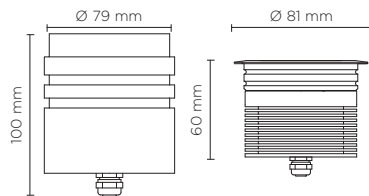




301004

SCUBA MINI RECESS

Small underwater luminaire, wall-recessed, completely made in stainless steel AISI 316L, silicone o-rings, acetal resin housing for recess. 350/500mA remote driver needed, with 4 CREE XP-G3 LED. IP 68 rating.



light source	light beam options	lumen output (lm)	lumin. efficacy (lm/w)
3000°K warm-white			
high-power led	10°	576	96.00
high-power led	30°	548	91.34
4000°K neutral-white			
high-power led	10°	600	100.00
high-power led	30°	570	95.00

Finish color options:

Stainless Steel

remote driver selection


brand	manufacturer code	type	watt	IP rate	numbers of fixtures
TCl Italy	127711	constant current 500 MA	12W	IP20	1
TCl Italy	122204	constant current 350 MA/ 500 MA	25W - 35W	IP20	min 1 - max 4
Meanwell	LPC-20-350	constant current 350 MA	16.8W	IP67	min 1 - max 2
Meanwell	LPC-20-700	constant current 700 MA	21W	IP67	min 1 - max 2
Meanwell	LPF-25-48	constant current 530 MA	25W	IP67	min 3 - max 4

Technical features



Technical data

Wattage	6 WATT
IP Rating	IP68 - 3 METERS DEPTH
IK Rating	IK08
Material	Completely made in stainless steel AISI 316 L marine grade
Trim	Stainless steel AISI 316 L marine grade
Light source	NR. 4 x 1.5W CREE "XP-G3" LED
Screws	Stainless steel
Remote driver	350/500 mA NEEDED
Gasket	Silicone rubber
Recess housing	made in acetal resin
Glass	Tempered
Cable gland	M12 made in stainless steel AISI 316
Power cable	8 mt. neoprene power cable included
Cable sheath	made in PVC
Gross weight	2,00 Kg





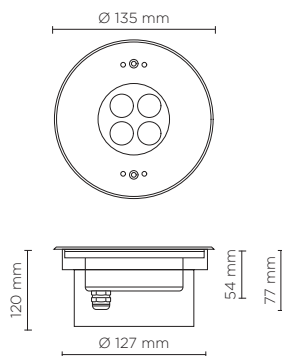
303004

POOL MINI

Swimming-pool underwater luminaire, round shape, wall-recessed, completely made in stainless steel AISI 316L, polypropylene housing for recess. 24V remote driver needed, with 4 OSRAM LED. IP 68 rating.



THIS LUMINAIRE IS SUITABLE ONLY FOR UNDERWATER INSTALLATION



light source	light beam options	lumen output (lm)	lumin. efficacy (lm/w)
3000°K warm-white			
high-power led	M 30°	415	51.87

Finish color options:

Stainless Steel

remote driver selection

brand	manufacturer code	type	watt	IP rate	numbers of fixtures
Meanwell	LPV-20-24	constant voltage 24V DC	20W	IP67	min 1 - max 2
Meanwell	LPV-35-24	constant voltage 24V DC	35W	IP67	min 1 - max 3
Meanwell	LPV-60-24	constant voltage 24V DC	60W	IP67	min 1 - max 6
Meanwell	LPV-100-24	constant voltage 24V DC	100W	IP67	min 1 - max 11

Technical features



Technical data

Wattage	8 WATT
IP Rating	IP68 - 1 METERS DEPTH
IK Rating	IK09
Material	Completely made in stainless steel AISI 316 L marine grade
Trim	Stainless steel AISI 316 L marine grade
Light source	NR. 4 x 2W OSRAM LED
Screws	Stainless steel
Remote driver	24V DC NEEDED
Gasket	EPDM rubber
Glass	Tempered
Cable gland	PG11 made in nickel-plated brass.
Power cable	2 mt. neoprene power cable included
Recess housing	Made in polypropylene
Gross weight	1,30 Kg





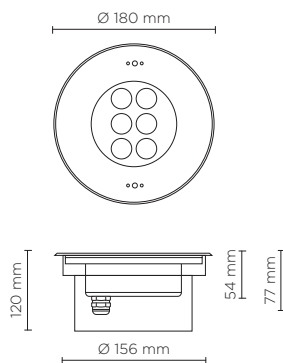
303001

POOL MEDIUM

Swimming-pool underwater luminaire, round shape, wall-recessed, completely made in stainless steel AISI 316L, polypropylene housing for recess. 24V remote driver needed, with 6 OSRAM LED. IP 68 rating.



THIS LUMINAIRE IS SUITABLE ONLY FOR UNDERWATER INSTALLATION



light source	light beam options	lumen output (lm)	lumin. efficacy (lm/w)
3000°K warm-white			
high-power led	M 30°	1.200	100.00

Finish color options:

Stainless Steel

remote driver selection

brand	manufacturer code	type	watt	IP rate	numbers of fixtures
Meanwell	LPV-20-24	constant voltage 24V DC	20W	IP67	1
Meanwell	LPV-35-24	constant voltage 24V DC	35W	IP67	min 1 - max 2
Meanwell	LPV-60-24	constant voltage 24V DC	60W	IP67	min 1 - max 4
Meanwell	LPV-100-24	constant voltage 24V DC	100W	IP67	min 1 - max 7

Technical features



Technical data

Wattage	12 WATT
IP Rating	IP68 - 1 METERS DEPTH
IK Rating	IK09
Material	Completely made in stainless steel AISI 316 L marine grade
Trim	Stainless steel AISI 316 L marine grade
Light source	NR. 6 x 2W OSRAM LED
Screws	Stainless steel
Remote driver	24V DC NEEDED
Gasket	EPDM rubber
Glass	Tempered
Cable gland	PG11 made in nickel-plated brass.
Power cable	2 mt. neoprene power cable included
Recess housing	Polypropylene material
Gross weight	2,00 Kg





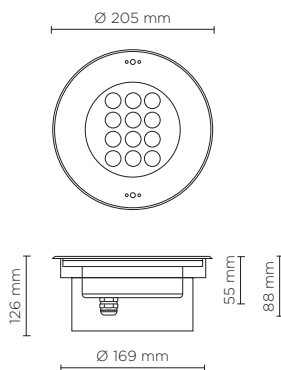
303002

POOL MAXI

Swimming-pool underwater luminaire, round shape, wall-recessed, completely made in stainless steel AISI 316L, polypropylene housing for recess. 24V remote driver needed, with 12 OSRAM LED. IP 68 rating.



THIS LUMINAIRE IS SUITABLE ONLY FOR UNDERWATER INSTALLATION



light source	light beam options	lumen output (lm)	lumin. efficacy (lm/w)
3000°K warm-white			
high-power led	30°	2.000	83.34

Finish color options:

Stainless Steel

Technical features




Technical data

Wattage	24 WATT
IP Rating	IP68 - 1 METERS DEPTH
IK Rating	IK09
Material	Completely made in stainless steel AISI 316 L marine grade
Trim	Stainless steel AISI 316 L marine grade
Light source	NR. 12 x 2W OSRAM LED
Screws	Stainless steel
Remote driver	24V DC NEEDED
Gasket	EPDM rubber
Glass	Tempered
Cable gland	PG11 made in nickel-plated brass.
Power cable	2 mt. neoprene power cable included
Recess housing	Polypropylene material
Gross weight	2,50 Kg



remote driver selection

brand	manufacturer code	type	watt	IP rate	numbers of fixtures
Meanwell	LPV-35-24	constant voltage 24V DC	35W	IP67	1
Meanwell	LPV-60-24	constant voltage 24V DC	60W	IP67	min 1 - max 2
Meanwell	LPV-100-24	constant voltage 24V DC	100W	IP67	min 1 - max 3



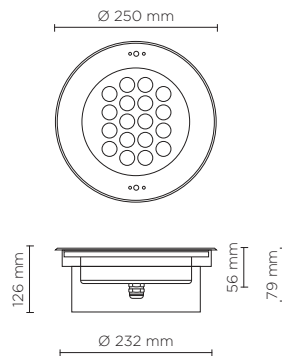
303003

POOL MEGA

Swimming-pool underwater luminaire, round shape, wall-recessed, completely made in stainless steel AISI 316L, polypropylene housing for recess. 24V remote driver needed, with 18 OSRAM LED. IP 68 rating.



THIS LUMINAIRE IS SUITABLE ONLY FOR UNDERWATER INSTALLATION



light source	light beam options	lumen output (lm)	lumin. efficacy (lm/w)
3000°K warm-white			
high-power led	30°	2.900	80.56

Finish color options:

Stainless Steel

remote driver selection

brand	manufacturer code	type	watt	IP rate	numbers of fixtures
Meanwell	LPV-60-24	constant voltage 24V DC	60W	IP67	1
Meanwell	LPV-100-24	constant voltage 24V DC	100W	IP67	min 1 - max 2


Technical features



Technical data

Wattage	36 WATT
IP Rating	IP68 - 1 METERS DEPTH
IK Rating	IK09
Material	Completely made in stainless steel AISI 316 L marine grade
Trim	Stainless steel AISI 316 L marine grade
Light source	NR. 18 x 2W OSRAM LED
Screws	Stainless steel
Remote driver	24V DC NEEDED
Gasket	EPDM rubber
Glass	Tempered
Cable gland	PG11 made in nickel-plated brass.
Power cable	2 mt. neoprene power cable included
Recess housing	Polypropylene material
Gross weight	3,80 Kg

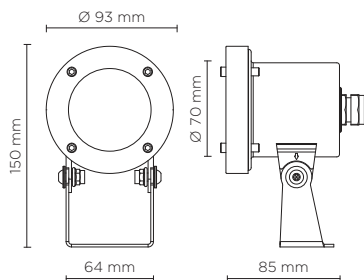




305001

DIVE MINI

Underwater projector, surface mounted, completely made in stainless steel AISI 316L, silicone gasket, 24V DC remote driver needed, with 1 x COB LED. IP 68 rating.



THIS LUMINAIRE IS SUITABLE ONLY FOR UNDERWATER INSTALLATION

light source	light beam options	lumen output (lm)	lumin. efficacy (lm/w)
3000°K warm-white			
cob led	30°	607	75.87

Finish color options:

Stainless Steel

remote driver selection

brand	manufacturer code	type	watt	IP rate	numbers of fixtures
Meanwell	LPV-20-24	constant voltage 24V DC	20W	IP67	min 1 - max 2
Meanwell	LPV-35-24	constant voltage 24V DC	35W	IP67	min 1 - max 3
Meanwell	LPV-60-24	constant voltage 24V DC	60W	IP67	min 1 - max 6

Technical features



Technical data

Wattage	8 WATT
IP Rating	IP68 - 1 METERS DEPTH
IK Rating	IK09
Material	Completely made in stainless steel AISI 316 L marine grade
Light source	NR. 1x8W COB LED
Screws	Stainless steel
Remote driver	24V DC NEEDED
Gasket	Silicone rubber
Glass	Tempered
Cable gland	PG11 Cable gland made copper with nickel-coated
Power cable	3 mt. neoprene power cable included
Gross weight	1,10 Kg

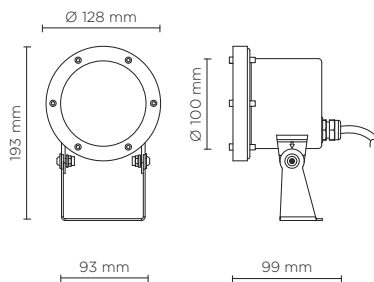





305002

DIVE MEDIUM

Underwater projector, surface mounted, completely made in stainless steel AISI 316L, silicone gasket, 24V DC remote driver needed, with 1 x COB LED. IP 68 rating.



THIS LUMINAIRE IS SUITABLE ONLY FOR UNDERWATER INSTALLATION

light source	light beam options	lumen output (lm)	lumin. efficacy (lm/w)
3000°K warm-white			
cob led	 30°	1.183	73.94

Finish color options:

Stainless Steel

remote driver selection

brand	manufacturer code	type	watt	IP rate	numbers of fixtures
Meanwell	LPV-20-24	constant voltage 24V DC	20W	IP67	1
Meanwell	LPV-60-24	constant voltage 24V DC	60W	IP67	min 1 - max 3

Technical features



Technical data

Wattage	16 WATT
IP Rating	IP68 - 1 METERS DEPTH
IK Rating	IK09
Material	Completely made in stainless steel AISI 316 L marine grade
Light source	NR. 1x16W COB LED
Screws	Stainless steel
Remote driver	24V DC NEEDED
Gasket	Silicone rubber
Glass	Tempered
Cable gland	PG11 Cable gland made copper with nickel-coated
Power cable	3 mt. neoprene power cable included
Gross weight	1,60 Kg

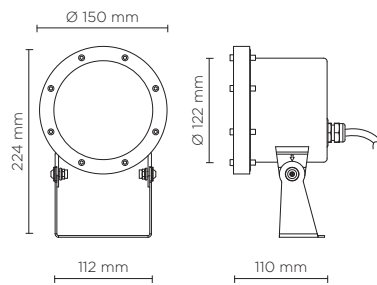




305003

DIVE MAXI

Underwater projector, surface mounted, completely made in stainless steel AISI 316L, silicone gasket, 24V DC remote driver needed, with 1 x COB LED. IP 68 rating.



THIS LUMINAIRE IS SUITABLE ONLY FOR UNDERWATER INSTALLATION

light source	light beam options	lumen output (lm)	lumin. efficacy (lm/w)
3000°K warm-white			
cob led	30°	1.478	73.90

Finish color options:

Stainless Steel

remote driver selection

brand	manufacturer code	type	watt	IP rate	numbers of fixtures
Meanwell	LPV-35-24	constant voltage 24V DC	35W	IP67	1
Meanwell	LPV-60-24	constant voltage 24V DC	60W	IP67	min 1 - max 2
Meanwell	LPV-100-24	constant voltage 24V DC	120W	IP67	min 1 - max 4

Technical features

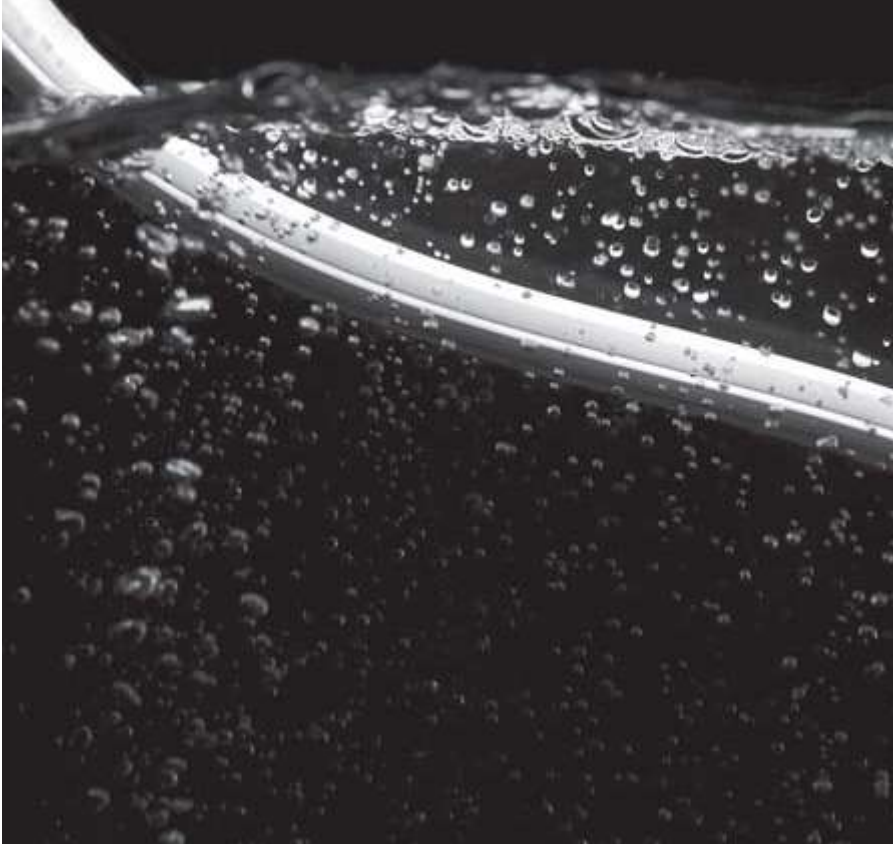


Technical data

Wattage	20 WATT
IP Rating	IP68 - 1 METERS DEPTH
IK Rating	IK09
Material	Completely made in stainless steel AISI 316 L marine grade
Light source	NR. 1x20W COB LED
Screws	Stainless steel
Remote driver	24V DC NEEDED
Gasket	Silicone rubber
Glass	Tempered
Cable gland	PG11 Cable gland made copper with nickel-coated
Power cable	3 mt. neoprene power cable included
Gross weight	2,00 Kg



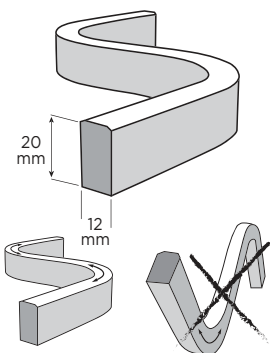
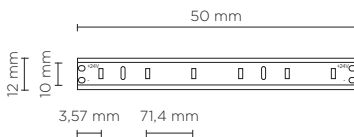




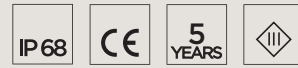
306001-02

HYDROFLEX SIDE UNDERWATER

1.000 mm / 4.000 mm length, 20mm x 12mm section, opal encapsulated flexible LED strip for linear lighting (straight or bended) outdoor and indoor wall-recessed installation; surface mounted version through installation accessories to be ordered separately. LED circuit completely encapsulated with UV and high-temperatures resistant Polyurethane sheath, with white (outside) and milky finish (over light emission), dot free and homogeneous light emission surface. Double power cable with male/female connectors included, suitable for in-line installation. Remote driver 24V DC needed. With nr. 140 low-power SMD3014 Lumileds LED. IP68 rating.



Technical features




Technical data

IP Rating	IP68 - 1 Meter DEPTH
Material	High performances Polyurethane, UV resistant, saltwater resistant
	No yellowish after years
	Dot-free and homogeneous light emission
Light source	SMD3014 Lumileds LED
Transformer	24V DC remote driver needed
	Supplied with Male/Female connectors for in-line installation





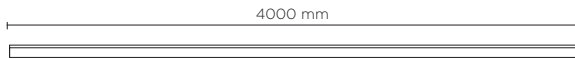
306001		HYDROFLEX SIDE 1000 UNDERWATER		
light source	light beam options	lumen output (lm)	lumin. efficacy (lm/w)	
3000°K warm-white				
low power led	 diffused	750	75.00	


Finish color options:

Milky

Technical data	
Wattage	10 WATT
IP Rating	IP68

remote driver selection					
brand	manufacturer code	type	watt	IP rate	numbers of fixtures
Meanwell	LPV-20-24	constant voltage 24V DC	20W	IP67	1
Meanwell	LPV-35-24	constant voltage 24V DC	35W	IP67	min 1 - max 2
Meanwell	LPV-60-24	constant voltage 24V DC	60W	IP67	min 1 - max 5
Meanwell	LPV-100-24	constant voltage 24V DC	100W	IP67	min 1 - max 9



306002		HYDROFLEX SIDE 4000 UNDERWATER		
light source	light beam options	lumen output (lm)	lumin. efficacy (lm/w)	
3000°K warm-white				
low power led	 diffused	3.000	75.00	

Finish color options:

Milky

Technical data	
Wattage	40 WATT
IP Rating	IP68

remote driver selection					
brand	manufacturer code	type	watt	IP rate	numbers of fixtures
Meanwell	LPV-60-24	constant voltage 24V DC	60W	IP67	1
Meanwell	LPV-100-24	constant voltage 24V DC	100W	IP67	min 1 - max 2

AC031 MOUNTING CLIP FOR HYDROFLEX SIDE

Mounting clip for Hydroflex Side realized in Stainless steel, clip to be applied every 40 cm, to secure with screws. Ideal for bended installation on a wall or ceiling.



AC032 ALUMINUM LINEAR PROFILE FOR HYDROFLEX SIDE

1.000 mm Linear profile for Hydroflex Side, realized in Anodized aluminum.

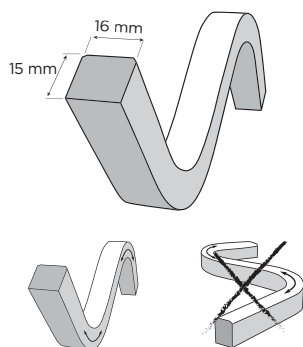
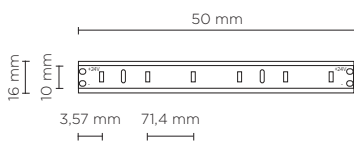
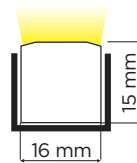




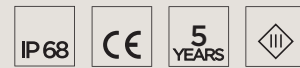
306003-04

HYDROFLEX TOP UNDERWATER

1.000 mm / 4.000 mm length, 16mm x 16mm section, opal encapsulated flexible LED strip for linear lighting (straight or bended), underwater installation version; surface mounted version through installation accessories to be ordered separately. LED circuit completely encapsulated with UV and high-temperatures resistant Polyurethane sheath, with white (outside) and milky finish (over light emission), dot free and homogeneous light emission surface. Double power cable with male/female connectors included, suitable for in-line installation. Remote driver 24V DC needed. With nr. 140 low-power SMD3014 Lumileds LED. IP68 rating.




Technical features




Technical data

IP Rating	IP68 - 1 Meter DEPTH
Material	High performances Polyurethane, UV resistant, saltwater resistant
	No yellowish after years
	Dot-free and homogeneous light emission
Light source	SMD3014 Lumileds LED
Transformer	24V DC remote driver needed
	Supplied with Male/Female connectors for in-line installation





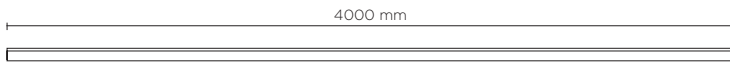
306003		HYDROFLEX TOP 1000 UNDERWATER		
light source	light beam options	lumen output (lm)	lumin. efficacy (lm/w)	
3000°K warm-white				
low power led	 diffused	750	75.00	


Finish color options:

Milky

Technical data	
Wattage	10 WATT
IP Rating	IP68

remote driver selection					
brand	manufacturer code	type	watt	IP rate	numbers of fixtures
Meanwell	LPV-20-24	constant voltage 24V DC	20W	IP67	1
Meanwell	LPV-35-24	constant voltage 24V DC	35W	IP67	min 1 - max 2
Meanwell	LPV-60-24	constant voltage 24V DC	60W	IP67	min 1 - max 5
Meanwell	LPV-100-24	constant voltage 24V DC	100W	IP67	min 1 - max 9



306004		HYDROFLEX TOP 4000 UNDERWATER		
light source	light beam options	lumen output (lm)	lumin. efficacy (lm/w)	
3000°K warm-white				
low power led	 diffused	3.000	75.00	

Milky

Technical data	
Wattage	40 WATT
IP Rating	IP68

remote driver selection					
brand	manufacturer code	type	watt	IP rate	numbers of fixtures
Meanwell	LPV-60-24	constant voltage 24V DC	60W	IP67	1
Meanwell	LPV-100-24	constant voltage 24V DC	100W	IP67	min 1 - max 2

AC034 MOUNTING CLIP FOR HYDROFLEX TOP

Mounting clip for Hydroflex Top, realized in Stainless steel, clip to be applied every 40 cm, to secure with screws. Ideal for bended installation on a wall or ceiling.



AC035 ALUMINUM LINEAR PROFILE FOR HYDROFLEX TOP

1.000 mm Linear profile for Hydroflex Top, realized in Anodized aluminum.





WALL MOUNTING

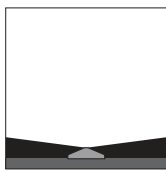
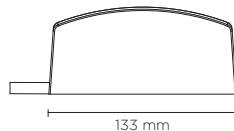
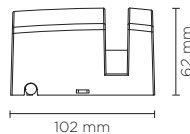
luminaire	lumen package	page
401100 WAVE	160 - 600	278
402600 TECH EVO	495 - 4.480	282
403100 NANOWALL	55 - 2 x 930	286
401000 TECH	650 - 2 x 1.300	314
401900 TECH STEEL	480 - 2 x 960	325
403200 WALLBOX	200 - 2 x 590	330
402500 TAG	270 - 1.848	340
402800 FRAME	808 - 1.055	344
401700 ECLIPSE	350 - 1.300	352
401600 SURF	350 - 1.050	364
402100 HYDROCOVE	700 / meter	374
401800 HYDROFLEX	700 / meter	376
402900 HYDROFLEX OPTICS	700 / meter	382
403000 LINE-B	1.690 - 3.648	384
402700 GRAZER	700 - 2.880	390
402400 HORIZON	330 - 1.204	392
406000 TARGET	255 - 1.020	398



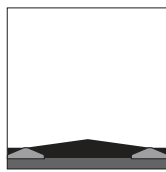
401102

WAVE 2.0

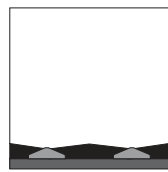
Surface mounted luminaire for outdoor installation on window sill, with asymmetric 8°x170° “window-washer” light distribution. Phospho-chromatised and polyester powder coated die-cast copper-free aluminium body, tempered safety glass, moulded silicone gasket and stainless steel screws. Built-in LED driver 220-240V 50-60Hz, with 1 x CREE XHP35 LED. IP65 rating.



170°
SINGLE INSTALLATION,
IN THE MIDDLE:
SUGGESTED FOR
SMALL / MEDIUM
SIZE WINDOWS



170°
DOUBLE INSTALLATION,
ON BOTH SIDES:
SUGGESTED IN CASE
OF HIGH LIGHTING
PERFORMANCE
NEEDED



170°
DOUBLE
INSTALLATION,
IN THE MIDDLE:
SUGGESTED FOR
BIG SIZE WINDOWS



SIDE KNOCKOUT
FOR CABLE

light source	light beam options	lumen output (lm)	lumin. efficacy (lm/w)
--------------	--------------------	-------------------	------------------------

3000°K warm-white

high-power led	8° x 170°	582	83.14
----------------	-----------	-----	-------

4000°K neutral-white

high-power led	8° x 170°	600	85.71
----------------	-----------	-----	-------

2700°K CCT available on request

Finish color options:

 Textured Grey RAL 9006	 Anthracite Grey RAL 7016	 Matt Black (on request)
--	---	--

Technical features



Available on request



Technical data

Wattage	7 WATT
IP Rating	IP65
IK Rating	IK08
Material	High corrosion resistance die-cast copper-free aluminum body
Coating	Polyester powder coating with phosphochromating pre-finish
Light source	NR. 1 x CREE “XHP35” LED
Screws	Stainless steel
Transformer	Electrical power supply 220/240V 50/60Hz built-in
Gasket	Silicone rubber
Diffuser	PMMA
Power cable	1 mt. power cable included
Gross weight	1,00 Kg



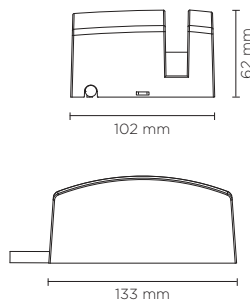




401102RGBW

WAVE 2.0 DMX RGBW

Surface mounted luminaire for outdoor installation on window sill, with asymmetric 8°x170° “window-washer” light distribution. Phospho-chromatised and polyester powder coated die-cast copper-free aluminium body, polycarbonate diffuser, moulded silicone gasket and stainless steel screws. Remote 24V DC power supply needed, DMX driver integrated; with 1 x CREE “XML” RGBW LED. IP65 rating.



Technical features



Technical data

Wattage	4.5 WATT
IP Rating	IP65
IK Rating	IK08
Material	High corrosion resistance die-cast copper-free aluminum body
Coating	Polyester powder coating with phosphochromating pre-finish
Light source	1 x CREE “XML” COLOR RGBW LED
Screws	Stainless steel
DMX	DMX interface integrated
Remote driver	Constant voltage 24V DC remote driver needed
Gasket	Silicone rubber
Glass	Tempered
Power cable	1 mt. power cable included
Gross weight	1,00 Kg

light source	light beam options	lumen output (lm)	lumin. efficacy (lm/w)
RGBW			
high-power led	8° x 170°	160	35.55

Finish color options:



remote driver selection

brand	manufacturer code	type	watt	IP rate	numbers of fixtures
Meanwell	LPV-20-24	constant voltage 24V DC	20W	IP67	min 1 - max 3
Meanwell	LPV-35-24	constant voltage 24V DC	35W	IP67	min 1 - max 6

DMX ACCESSORIES

CONTROLLERS, SPLITTERS, ETC...

To be defined together with puk technical department, according to project specifications and after providing installation details.





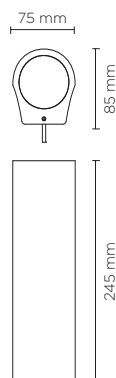


402601

TECH EVO MINI 01

Designed by
MOMO DESIGN

Wall applique, to be mounted on an outdoor façade/wall, with one side light distribution. Phospho-chromatised and polyester powder coated copper-free extruded aluminium body, tempered safety glass, moulded silicone gasket and stainless steel screws. Built-in LED driver 220-240V 50-60Hz, with 3 CREE XP-G2 LED. IP 65 rating.



light source	light beam options	lumen output (lm)	lumin. efficacy (lm/w)
3000°K warm-white			
high-power led	10°	550	100
high-power led	30°	520	94.54
high-power led	45°	495	90.00
4000°K neutral-white			
high-power led	10°	600	109.09
high-power led	30°	570	103.63
high-power led	45°	540	98.18

Finish color options:

- Textured Grey RAL 9006
- Anthracite Grey RAL 7016
- Matt Black (on request)

Technical features



Available on request



Technical data

Wattage	5.5 WATT
IP Rating	IP65
IK Rating	IK09
Material	High corrosion resistance extruded copper-free aluminium body
Coating	Polyester powder coating with phosphochromating pre-finish
Light source	NR. 3 CREE XP-G2 LED
Screws	Stainless steel
Transformer	Electronic power supply 220/240V 50/60Hz built-in
Cable gland	M16 rubber grommet
Gasket	Silicone rubber
Glass	Tempered
Power cable	1 mt. neoprene power cable included
Gross weight	2,00 Kg



Optional:
Opal Glass Diffuser

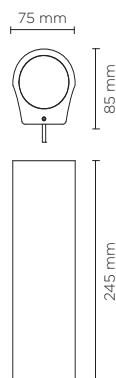


402602

TECH EVO MINI 02

Designed by
MOMO DESIGN

Up & down wall applique for outdoor installation. Phosphochromatised and polyester powder coated copper-free extruded aluminium body, tempered safety glass, moulded silicone gasket and stainless steel screws. Built-in LED driver 220-240V 50-60Hz, with 2 x 3 CREE XP-G2 LED. IP 65 rating.



light source	light beam options	lumen output (lm)	lumin. efficacy (lm/w)
3000°K warm-white			
high-power led	10°	2 x 550	100.00
high-power led	30°	2 x 520	94.54
high-power led	45°	2 x 495	90.00
4000°K neutral-white			
high-power led	10°	2 x 600	109.09
high-power led	30°	2 x 570	103.63
high-power led	45°	2 x 540	98.18

Finish color options:

- Textured Grey
RAL 9006
- Anthracite Grey
RAL 7016
- Matt Black
(on request)

Technical features



Available on request



Technical data

Wattage	11 WATT
IP Rating	IP65
IK Rating	IK09
Material	High corrosion resistance extruded copper-free aluminium body
Coating	Polyester powder coating with phosphochromating pre-finish
Light source	NR. 2 x 3 CREE XP-G2 LED
Screws	Stainless steel
Transformer	Electronic power supply 220/240V 50/60Hz built-in
Cable gland	M16 rubber grommet
Gasket	Silicone rubber
Glass	Tempered
Power cable	1 mt. neoprene power cable included
Gross weight	2,00 Kg



Optional:
Opal Glass Diffuser

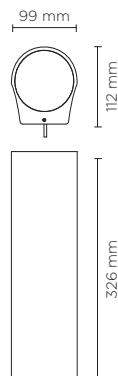


402603

TECH EVO MEDIUM 01

Designed by
MOMO DESIGN

Wall applique, to be mounted on an outdoor façade/wall, with one side light distribution. Phospho-chromatised and polyester powder coated copper-free extruded aluminium body, tempered safety glass, moulded silicone gasket and stainless steel screws. Built-in LED driver 220-240V 50-60Hz, with 1 COB CREE "CXB 1512" LED. IP 65 rating.



light source	light beam options	lumen output (lm)	lumin. efficacy (lm/w)
3000°K warm-white			
cob led	14°	1.951	130.06
cob led	35°	1.850	123.33
cob led	55°	1.800	120.00
4000°K neutral-white			
cob led	14°	2.240	149.33
cob led	35°	2.131	142.06
cob led	55°	2.046	136.40

2700°K CCT available on request

Finish color options:

- Textured Grey RAL 9006
- Anthracite Grey RAL 7016
- Matt Black (on request)

Technical features



Available on request



Technical data

Wattage	15 WATT
IP Rating	IP65
IK Rating	IK09
Material	High corrosion resistance extruded copper-free aluminium body
Coating	Polyester powder coating with phosphochromating pre-finish
Light source	NR.1 COB CREE "CXB 1512" LED
Screws	Stainless steel
Transformer	Electronic power supply 220/240V 50/60Hz built-in
Cable gland	M16 rubber grommet
Gasket	Silicone rubber
Glass	Tempered
Power cable	1 mt. neoprene power cable included
Gross weight	3,50 Kg



Optional:
Opal Glass Diffuser

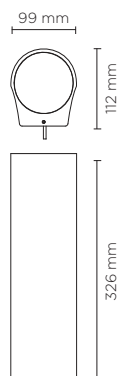


402604

TECH EVO MEDIUM 02

Designed by MOMO DESIGN

Up & down wall applique for outdoor installation. Phosphochromatised and polyester powder coated copper-free extruded aluminium body, tempered safety glass, moulded silicone gasket and stainless steel screws. Built-in LED driver 220-240V 50-60Hz, with 2 x 1 COB CREE "CXB 1512" LED. IP 65 rating.



light source	light beam options	lumen output (lm)	lumin. efficacy (lm/w)
3000°K warm-white			
cob led	14°	2 x 1.951	130.06
cob led	35°	2 x 1.850	123.33
cob led	55°	2 x 1.800	120.00
4000°K neutral-white			
cob led	14°	2 x 2.240	149.33
cob led	35°	2 x 2.131	142.06
cob led	55°	2 x 2.046	136.40

2700°K CCT available on request

Finish color options:

- Textured Grey RAL 9006
- Anthracite Grey RAL 7016
- Matt Black (on request)

Technical features



Available on request



Technical data

Wattage	30 WATT
IP Rating	IP65
IK Rating	IK09
Material	High corrosion resistance extruded copper-free aluminum body
Coating	Polyester powder coating with phosphochromating pre-finish
Light source	NR. 2 x 1 COB CREE "CXB 1512" LED
Screws	Stainless steel
Transformer	Electronic power supply 220/240V 50/60Hz built-in
Cable gland	M16 rubber grommet
Gasket	Silicone rubber
Glass	Tempered
Power cable	1 mt. neoprene power cable included
Gross weight	3,50 Kg



Optional: Opal Glass Diffuser



403105

NANOWALL ROUND XXS 01

Wall applique for outdoor installation on a façade/wall, with one side light only. Body in anodized aluminum with phospho-chromatised and polyester powder coating, tempered safety glass, moulded silicone gasket and stainless steel screws. Constant current 350mA remote driver needed. With 1 x CREE "XP-G2" LED. IP66 rating.

light source	light beam options	lumen output (lm)	lumin. efficacy (lm/w)
2700°K warm-white			
high-power led	8°	70	70.00
high-power led	32°	60	60.00
high-power led	45°	55	55.00
3000°K warm-white			
high-power led	8°	75	75.00
high-power led	32°	65	65.00
high-power led	45°	60	60.00
4000°K neutral-white			
high-power led	8°	80	80.00
high-power led	32°	70	70.00
high-power led	45°	65	65.00

Finish color options:

 Textured Grey
RAL 9006

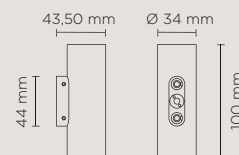
 Anthracite Grey
RAL 7016

 Matt Black
(on request)

remote driver selection

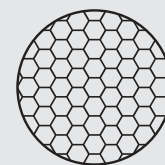
brand	manufacturer code	type	watt	IP rate	numbers of fixtures
ALVIT Italy	AL1435S-IP	Constant current 350mA	14W	IP67	min 1 - max 8
Meanwell	LPC-20-350	Constant current 350mA	16.8W	IP67	min 4 - max 12

Technical features



Technical data

Wattage	1 WATT
IP Rating	IP66
IK Rating	IK08
Material	Hard anodized aluminum
Coating	polyester powder coating with phosphochromating pre-finish
Light Source	1 x CREE "XP-G2" LED
Screws	Stainless steel
Remote driver	Constant current 350mA
Glass	Tempered
Power cable	0.3 mt. power cable included
Gross weight	0,35 Kg



AC0124
HONEYCOMB
LOUVER



403106

NANOWALL ROUND XXS 02

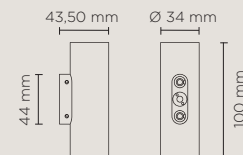
Wall applique for outdoor installation on a façade/wall, with up&down light.
 Body in anodized aluminum with phospho-chromatised and polyester powder coating, tempered safety glass, moulded silicone gasket and stainless steel screws.
 Constant current 350mA remote driver needed. With 2 x CREE "XP-G2" LED.
 IP66 rating.

light source	light beam options	lumen output (lm)	lumin. efficacy (lm/w)
2700°K warm-white			
high-power led	8°	2x70	70.00
high-power led	32°	2x60	60.00
high-power led	45°	2x55	55.00
3000°K warm-white			
high-power led	8°	2x75	75.00
high-power led	32°	2x65	65.00
high-power led	45°	2x60	60.00
4000°K neutral-white			
high-power led	8°	2x80	80.00
high-power led	32°	2x70	70.00
high-power led	45°	2x65	65.00

Finish color options:

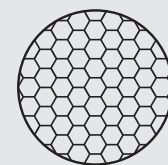
- Textured Grey
RAL 9006
- Anthracite Grey
RAL 7016
- Matt Black
(on request)

Technical features



Technical data

Wattage	2x1 WATT
IP Rating	IP66
IK Rating	IK08
Material	Hard anodized aluminum
Coating	polyester powder coating with phosphochromating pre-finish
Light Source	2 x CREE "XP-G2" LED
Screws	Stainless steel
Remote driver	Constant current 350mA
Glass	Tempered
Power cable	0.3 mt. power cable included
Gross weight	0,35 Kg



AC0124
HONEYCOMB
LOUVER

remote driver selection

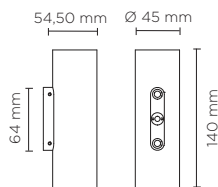
brand	manufacturer code	type	watt	IP rate	numbers of fixtures
ALVIT Italy	AL1435S-IP	Constant current 350mA	14W	IP67	min 1 - max 4
Meanwell	LPC-20-350	Constant current 350mA	16.8W	IP67	min 2 - max 6



403107

NANOWALL ROUND XS 01

Wall applique for outdoor installation on a façade/wall, with one side light only. Body in anodized aluminum with phosphochromatised and polyester powder coating, tempered safety glass, moulded silicone gasket and stainless steel screws. Constant current max 700mA remote driver needed. With 1 x CREE "XP-L" LED. IP66 rating.



350 mA - LED POWER 1.2W

light source	light beam options	lumen output (lm)	lumin. efficacy (lm/w)
3000°K warm-white			
high-power led	10°	138	115.00
high-power led	30°	132	110.00
high-power led	45°	125	104.00
4000°K neutral-white			
high-power led	10°	144	120.00
high-power led	30°	137	114.00
high-power led	45°	131	109.00
2700°K CCT available on request			

Finish color options:

Textured Grey
RAL 9006

Anthracite Grey
RAL 7016

Matt Black
(on request)

Technical features









Technical data







Wattage	MAX 2.5 WATT
IP Rating	IP66
IK Rating	IK08
Material	Hard anodized aluminum
Coating	Polyester powder coating with phosphochromating pre-finish
Light source	1 x CREE "XP-L" LED
Screws	Stainless steel
Remote driver	Constant current max 700mA
Gasket	Silicone rubber
Glass	Tempered
Power cable	0.3 mt. power cable included
Gross weight	0,60 Kg



500 mA - LED POWER 1.7W

light source	light beam options	lumen output (lm)	lumin. efficacy (lm/w)
3000°K warm-white			
high-power led	 10°	196	115.00
high-power led	 30°	187	110.00
high-power led	 45°	177	104.00
4000°K neutral-white			
high-power led	 10°	204	120.00
high-power led	 30°	194	114.00
high-power led	 45°	186	109.00
2700°K CCT available on request			

700 mA - LED POWER 2.5W

light source	light beam options	lumen output (lm)	lumin. efficacy (lm/w)
3000°K warm-white			
high-power led	 10°	288	115.00
high-power led	 30°	275	110.00
high-power led	 45°	260	104.00
4000°K neutral-white			
high-power led	 10°	300	120.00
high-power led	 30°	285	114.00
high-power led	 45°	273	109.00
2700°K CCT available on request			

remote driver selection

brand	manufacturer code	type	watt	IP rate	numbers of fixtures
ALVIT Italy	AL1435S-IP	Constant current 350mA	14W	IP67	min 1 - max 8
ALVIT Italy	AL1450S-IP	Constant current 500mA	14W	IP67	min 1 - max 6
ALVIT Italy	AL1470S-IP	Constant current 700mA	14W	IP67	min 1 - max 4

OPTIONAL

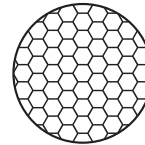
AC055
STANDARD GLARE
SHIELD XS



AC056
SUPER COMFORT
GLARE SHIELD XS



AC066
HONEYCOMB LOUVER

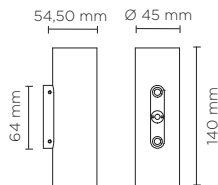




403108

NANOWALL ROUND XS 02

Wall applique for outdoor installation on a façade/wall, with up&down light. Body in anodized aluminum with phospho-chromatised and polyester powder coating, tempered safety glass, moulded silicone gasket and stainless steel screws. Constant current max 700mA remote driver needed. With 2 x CREE "XP-L" LED. IP66 rating.



350 mA - LED POWER 2x1.2W

light source	light beam options	lumen output (lm)	lumin. efficacy (lm/w)
3000°K warm-white			
high-power led	10°	2x138	115.00
high-power led	30°	2x132	110.00
high-power led	45°	2x125	104.00
4000°K neutral-white			
high-power led	10°	2x144	120.00
high-power led	30°	2x137	114.00
high-power led	45°	2x131	109.00

2700°K CCT available on request

Finish color options:

Textured Grey RAL 9006

Anthracite Grey RAL 7016

Matt Black (on request)







Technical features









Technical data

Wattage	2x2.5 WATT
IP Rating	IP66
IK Rating	IK08
Material	Hard anodized aluminum
Coating	Polyester powder coating with phosphochromating pre-finish
Light source	2 x CREE "XP-L" LED
Screws	Stainless steel
Remote driver	Constant current max 700mA
Glass	Tempered
Power cable	0.3 mt. power cable included
Gross weight	0,6 Kg



500 mA - LED POWER 2x1.7W				
light source	light beam options	lumen output (lm)	lumin. efficacy (lm/w)	
3000°K warm-white				
high-power led	 10°	2x196	115.00	
high-power led	 30°	2x187	110.00	
high-power led	 45°	2x177	104.00	
4000°K neutral-white				
high-power led	 10°	2x204	120.00	
high-power led	 30°	2x194	114.00	
high-power led	 45°	2x186	109.00	
2700°K CCT available on request				

700 mA - LED POWER 2x2.5W				
light source	light beam options	lumen output (lm)	lumin. efficacy (lm/w)	
3000°K warm-white				
high-power led	 10°	2x288	115.00	
high-power led	 30°	2x275	110.00	
high-power led	 45°	2x260	104.00	
4000°K neutral-white				
high-power led	 10°	2x300	120.00	
high-power led	 30°	2x285	114.00	
high-power led	 45°	2x273	109.00	
2700°K CCT available on request				

OPTIONAL

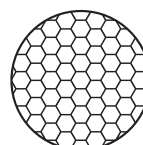
AC055
STANDARD GLARE
SHIELD XS



AC056
SUPER COMFORT
GLARE SHIELD XS



AC066
HONEYCOMB LOUVER



remote driver selection

brand	manufacturer code	type	watt	IP rate	numbers of fixtures
ALVIT Italy	AL1435S-IP	Constant current 350mA	14W	IP67	min 1 - max 4
ALVIT Italy	AL1450S-IP	Constant current 500mA	14W	IP67	min 1 - max 3
ALVIT Italy	AL1470S-IP	Constant current 700mA	14W	IP67	min 1 - max 2





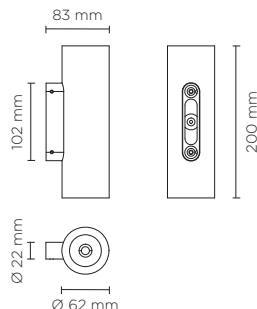




403101

NANOWALL ROUND COB 01

Wall applique for outdoor installation on a façade/wall, with one side light only. Body in anodized aluminum with phosphochromatised and polyester powder coating, tempered safety glass, moulded silicone gasket and stainless steel screws. With 1 direct 220-240V LUMENS "EDC 38C" COB LED. IP66 rating.



light source	light beam options	lumen output (lm)	lumin. efficacy (lm/w)
3000°K warm-white			
cob led	20°	400	50.00
cob led	40°	390	48.75
4000°K neutral-white			
cob led	20°	410	51.25
cob led	40°	400	50.00

2700°K CCT available on request

Finish color options:

Textured Grey RAL 9006

Anthracite Grey RAL 7016

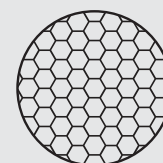
Matt Black (on request)

Technical features



Technical data

Wattage	8 WATT MAX
IP Rating	IP66
IK Rating	IK09
Material	Hard anodized aluminum
Coating	Polyester powder coating with phosphochromating pre-finish
Light Source	1 x LUMENS "EDC 38C" COB LED
Screws	Stainless steel
Transformer	Electrical power supply 220/240V 50/60Hz built-in
Gasket	Silicone rubber
Glass	Tempered
Power cable	1 mt. power cable included
Gross weight	1,30 Kg



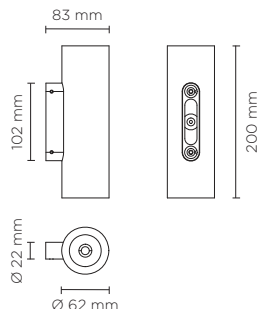
AC064
HONEYCOMB
LOUVER



403102

NANOWALL ROUND COB 02

Wall applique for outdoor installation on a façade/wall, with up&down light. Body in anodized aluminum with phosphochromatised and polyester powder coating, tempered safety glass, moulded silicone gasket and stainless steel screws. With 2 x direct 220-240V LUMENS "EDC 38C" COB LED. IP66 rating.



light source	light beam options	lumen output (lm)	lumin. efficacy (lm/w)
3000°K warm-white			
cob led	20°	2x400	50.00
cob led	40°	2x390	48.75
4000°K neutral-white			
cob led	20°	2x410	51.25
cob led	40°	2x400	50.00

2700°K CCT available on request

Finish color options:

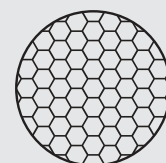


Technical features



Technical data

Wattage	2x8 WATT
IP Rating	IP66
IK Rating	IK09
Material	Hard anodized aluminum
Coating	Polyester powder coating with phosphochromating pre-finish
Light Source	2 x LUMENS "EDC 38C" COB LED
Screws	Stainless steel
Transformer	Electrical power supply 220/240V 50/60Hz built-in
Gasket	Silicone rubber
Glass	Tempered
Power cable	1 mt. power cable included
Gross weight	1,30 Kg



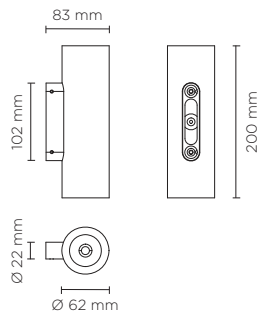
AC064
HONEYCOMB
LOUVER



403103

NANOWALL ROUND HP 01

Wall applique for outdoor installation on a façade/wall, with one side light only. Body in anodized aluminum with phosphochromatised and polyester powder coating, tempered safety glass, moulded silicone gasket and stainless steel screws. Constant current max 700mA remote driver needed. With 1 x CREE "XHP35" LED. IP66 rating.



350 mA - LED POWER 5W

light source	light beam options	lumen output (lm)	lumin. efficacy (lm/w)
2700°K warm-white			
high-power led	4°	500	100.00
high-power led	10°	479	95.80
high-power led	28°	464	92.80
3000°K warm-white			
high-power led	4°	510	102.00
high-power led	10°	489	97.80
high-power led	28°	474	94.80
4000°K neutral-white			
high-power led	4°	520	104.00
high-power led	10°	499	99.80
high-power led	28°	484	96.80

Finish color options:



Technical features












Technical data










Wattage	10 WATT MAX
IP Rating	IP66
IK Rating	IK09
Material	Hard anodized aluminum
Coating	Polyester powder coating with phosphochromating pre-finish
Light Source	1 x CREE XHP35 LED
Screws	Stainless steel
Remote driver	Constant current max 700mA
Gasket	Silicone rubber
Glass	Tempered
Power cable	1 mt. power cable included
Gross weight	1,30 Kg



500 mA - LED POWER 8W

light source	light beam options	lumen output (lm)	lumin. efficacy (lm/w)
2700°K warm-white			
high-power led	 4°	670	83.75
high-power led	 10°	642	80.25
high-power led	 28°	622	77.75
3000°K warm-white			
high-power led	 4°	690	86.25
high-power led	 10°	662	82.75
high-power led	 28°	642	80.25
4000°K neutral-white			
high-power led	 4°	703	87.88
high-power led	 10°	676	84.50
high-power led	 28°	656	82.00

700 mA - LED POWER 10W

light source	light beam options	lumen output (lm)	lumin. efficacy (lm/w)
2700°K warm-white			
high-power led	 4°	897	89.70
high-power led	 10°	762	76.20
high-power led	 28°	836	83.60
3000°K warm-white			
high-power led	 4°	907	90.69
high-power led	 10°	872	87.20
high-power led	 28°	846	84.60
4000°K neutral-white			
high-power led	 4°	930	93.00
high-power led	 10°	890	89.00
high-power led	 28°	863	86.30

AC114 STANDARD GLARE SHIELD

Glare shield accessory made in hard anodized black aluminum, providing good balance in between glare control and light output.

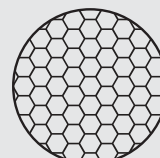


AC115 SUPER COMFORT GLARE SHIELD

Glare shield accessory made in hard anodized black aluminum, for applications requiring very reduced glaring; minimal light loss on the light surface but overall lumen output typically reduced by 50%.



AC064 HONEYCOMB LOUVER



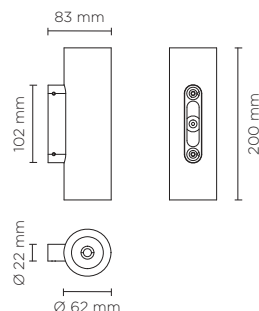
AC064 HONEYCOMB LOUVER



403104

NANOWALL ROUND HP 02

Wall applique for outdoor installation on a façade/wall, with up&down light. Body in anodized aluminum with phosphochromatised and polyester powder coating, tempered safety glass, moulded silicone gasket and stainless steel screws. Constant current max 700mA remote driver needed. With 2 x CREE "XHP35" LED. IP66 rating.



350 mA - LED POWER 2x5W

light source	light beam options	lumen output (lm)	lumin. efficacy (lm/w)
2700°K warm-white			
high-power led	4°	2x 500	100.00
high-power led	10°	2x 479	95.80
high-power led	28°	2x 464	92.80
3000°K warm-white			
high-power led	4°	2x 510	102.00
high-power led	10°	2x 489	97.80
high-power led	28°	2x 474	94.80
4000°K neutral-white			
high-power led	4°	2x 520	104.00
high-power led	10°	2x 499	99.80
high-power led	28°	2x 484	96.80

Finish color options:

■ Textured Grey
RAL 9006

■ Anthracite Grey
RAL 7016

■ Matt Black
(on request)

Technical features

IP66

IK09

CE

5
YEARS



Technical data

Wattage	Max 2x10 WATT
IP Rating	IP66
IK Rating	IK09
Material	Hard anodized aluminum
Coating	Polyester powder coating with phosphochromating pre-finish
Light Source	2 x CREE XHP35 LED
Screws	Stainless steel
Remote driver	Constant current max 700mA
Gasket	Silicone rubber
Glass	Tempered
Power cable	1 mt. power cable included
Gross weight	1,30 Kg

500 mA - LED POWER 2x8W

light source	light beam options	lumen output (lm)	lumin. efficacy (lm/w)
2700°K warm-white			
high-power led	4°	2x 670	83.75
high-power led	10°	2x 642	80.25
high-power led	28°	2x 622	77.75
3000°K warm-white			
high-power led	4°	2x 690	86.25
high-power led	10°	2x 662	82.75
high-power led	28°	2x 642	80.25
4000°K neutral-white			
high-power led	4°	2x 703	87.88
high-power led	10°	2x 676	84.50
high-power led	28°	2x 656	82.00

700 mA - LED POWER 2x10W

light source	light beam options	lumen output (lm)	lumin. efficacy (lm/w)
2700°K warm-white			
high-power led	4°	2x 897	89.70
high-power led	10°	2x 762	76.20
high-power led	28°	2x 836	83.60
3000°K warm-white			
high-power led	4°	2x 907	90.69
high-power led	10°	2x 872	87.20
high-power led	28°	2x 846	84.60
4000°K neutral-white			
high-power led	4°	2x 930	93.00
high-power led	10°	2x 890	89.00
high-power led	28°	2x 863	86.30



AC114

STANDARD GLARE SHIELD


Glare shield accessory made in hard anodized black aluminum, providing good balance in between glare control and light output.



AC115

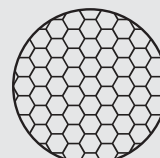
SUPER COMFORT GLARE SHIELD

Glare shield accessory made in hard anodized black aluminum, for applications requiring very reduced glaring; minimal light loss on the light surface but overall lumen output typically reduced by 50%.



AC064

HYONECOMB LOUVER



AC064
HONEYCOMB
LOUVER







403109

NANOWALL SQUARE XXS 01

Wall applique for outdoor installation on a façade/wall, with one side light only. Body in anodized aluminum with phospho-chromatised and polyester powder coating, tempered safety glass, moulded silicone gasket and stainless steel screws. Constant current 350mA remote driver needed. With 1 x CREE "XP-G2" LED. IP66 rating.

light source	light beam options	lumen output (lm)	lumin. efficacy (lm/w)
2700°K warm-white			
high-power led	8°	70	70.00
high-power led	32°	60	60.00
high-power led	45°	55	55.00
3000°K warm-white			
high-power led	8°	75	75.00
high-power led	32°	65	65.00
high-power led	45°	60	60.00
4000°K neutral-white			
high-power led	8°	80	80.00
high-power led	32°	70	70.00
high-power led	45°	65	65.00

Finish color options:

Textured Grey
RAL 9006

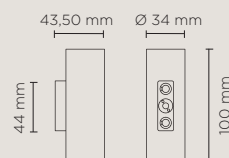
Anthracite Grey
RAL 7016

Matt Black
(on request)

remote driver selection

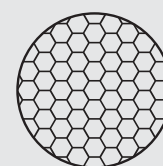
brand	manufacturer code	type	watt	IP rate	numbers of fixtures
ALVIT Italy	AL1435S-IP	Constant current 350mA	14W	IP67	min 1 - max 8
Meanwell	LPC-20-350	Constant current 350mA	16.8W	IP67	min 4 - max 12

Technical features



Technical data

Wattage	1 WATT
IP Rating	IP66
IK Rating	IK08
Material	Hard anodized aluminum
Coating	polyester powder coating with phosphochromating pre-finish
Light Source	1 x CREE "XP-G2" LED
Screws	Stainless steel
Remote driver	Constant current 350mA
Glass	Tempered
Power cable	0.3 mt. power cable included
Gross weight	0,40 Kg



AC0124
HONEYCOMB
LOUVER



403110

NANOWALL SQUARE XXS 02

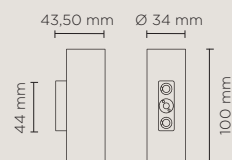
Wall applique for outdoor installation on a façade/wall, with up&down light. Body in anodized aluminum with phospho-chromatised and polyester powder coating, tempered safety glass, moulded silicone gasket and stainless steel screws. Constant current 350mA remote driver needed. With 2 x CREE "XP-G2" LED. IP66 rating.

light source	light beam options	lumen output (lm)	lumin. efficacy (lm/w)
2700°K warm-white			
high-power led	8°	2x70	70.00
high-power led	32°	2x60	60.00
high-power led	45°	2x55	55.00
3000°K warm-white			
high-power led	8°	2x75	75.00
high-power led	32°	2x65	65.00
high-power led	45°	2x60	60.00
4000°K neutral-white			
high-power led	8°	2x80	80.00
high-power led	32°	2x70	70.00
high-power led	45°	2x65	65.00

Finish color options:

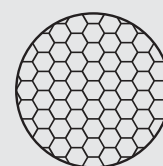
- Textured Grey
RAL 9006
- Anthracite Grey
RAL 7016
- Matt Black
(on request)

Technical features



Technical data

Wattage	2x1 WATT
IP Rating	IP66
IK Rating	IK08
Material	Hard anodized aluminum
Coating	polyester powder coating with phosphochromating pre-finish
Light Source	2 x CREE "XP-G2" LED
Screws	Stainless steel
Remote driver	Constant current 350mA
Glass	Tempered
Power cable	0.3 mt. power cable included
Gross weight	0,40 Kg



AC0124
HONEYCOMB
LOUVER

remote driver selection

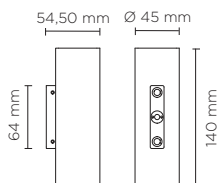
brand	manufacturer code	type	watt	IP rate	numbers of fixtures
ALVIT Italy	AL1435S-IP	Constant current 350mA	14W	IP67	min 1 - max 4
Meanwell	LPC-20-350	Constant current 350mA	16.8W	IP67	min 2 - max 6



403111

NANOWALL SQUARE XS 01

Wall applique for outdoor installation on a façade/wall, with one side light only. Body in anodized aluminum with phospho-chromatised and polyester powder coating, tempered safety glass, moulded silicone gasket and stainless steel screws. Constant current max 700mA remote driver needed. With 1 x CREE "XP-L" LED. IP66 rating.



350 mA - LED POWER 1.2W

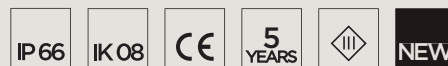
light source	light beam options	lumen output (lm)	lumin. efficacy (lm/w)
3000°K warm-white			
high-power led	10°	138	115.00
high-power led	30°	132	110.00
high-power led	45°	125	104.00
4000°K neutral-white			
high-power led	10°	144	120.00
high-power led	30°	137	114.00
high-power led	45°	131	109.00

2700°K CCT available on request

Finish color options:

- Textured Grey RAL 9006
- Anthracite Grey RAL 7016
- Matt Black (on request)

Technical features









Technical data







Wattage	MAX 2.5 WATT
IP Rating	IP66
IK Rating	IK08
Material	Hard anodized aluminum
Coating	Polyester powder coating with phosphochromating pre-finish
Light source	1 x CREE "XP-L" LED
Screws	Stainless steel
Remote driver	Constant current max 700mA
Glass	Tempered
Power cable	0.3 mt. power cable included
Gross weight	0,65 Kg



500 mA - LED POWER 1.7W

light source	light beam options	lumen output (lm)	lumin. efficacy (lm/w)
3000°K warm-white			
high-power led	 10°	196	115.00
high-power led	 30°	187	110.00
high-power led	 45°	177	104.00
4000°K neutral-white			
high-power led	 10°	204	120.00
high-power led	 30°	194	114.00
high-power led	 45°	186	109.00
2700°K CCT available on request			

700 mA - LED POWER 2.5W

light source	light beam options	lumen output (lm)	lumin. efficacy (lm/w)
3000°K warm-white			
high-power led	 10°	288	115.00
high-power led	 30°	275	110.00
high-power led	 45°	260	104.00
4000°K neutral-white			
high-power led	 10°	300	120.00
high-power led	 30°	285	114.00
high-power led	 45°	273	109.00
2700°K CCT available on request			

remote driver selection

brand	manufacturer code	type	watt	IP rate	numbers of fixtures
ALVIT Italy	AL1435S-IP	Constant current 350mA	14W	IP67	min 1 - max 8
ALVIT Italy	AL1450S-IP	Constant current 500mA	14W	IP67	min 1 - max 6
ALVIT Italy	AL1470S-IP	Constant current 700mA	14W	IP67	min 1 - max 4

OPTIONAL

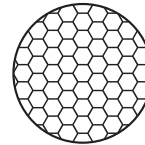
AC055
STANDARD GLARE
SHIELD XS



AC056
SUPER COMFORT
GLARE SHIELD XS



AC066
HONEYCOMB LOUVER

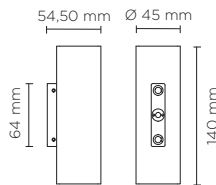




403112

NANOWALL SQUARE XS 02

Wall applique for outdoor installation on a façade/wall, with up&down light. Body in anodized aluminum with phospho-chromatised and polyester powder coating, tempered safety glass, moulded silicone gasket and stainless steel screws. Constant current max 700mA remote driver needed. With 2 x CREE "XP-L" LED. IP66 rating.



350 mA - LED POWER 2x1.2W

light source	light beam options	lumen output (lm)	lumin. efficacy (lm/w)
3000°K warm-white			
high-power led	10°	2x138	115.00
high-power led	30°	2x132	110.00
high-power led	45°	2x125	104.00
4000°K neutral-white			
high-power led	10°	2x144	120.00
high-power led	30°	2x137	114.00
high-power led	45°	2x131	109.00
2700°K CCT available on request			

Finish color options:



Technical features









Technical data







Wattage	2x2.5 WATT
IP Rating	IP66
IK Rating	IK08
Material	Hard anodized aluminum
Coating	Polyester powder coating with phosphochromating pre-finish
Light source	2 x CREE "XP-L" LED
Screws	Stainless steel
Remote driver	Constant current max 700mA
Glass	Tempered
Power cable	0.3 mt. power cable included
Gross weight	0,65 Kg



500 mA - LED POWER 1.7W

light source	light beam options	lumen output (lm)	lumin. efficacy (lm/w)
3000°K warm-white			
high-power led	 10°	2x196	115.00
high-power led	 30°	2x187	110.00
high-power led	 45°	2x177	104.00
4000°K neutral-white			
high-power led	 10°	2x204	120.00
high-power led	 30°	2x194	114.00
high-power led	 45°	2x186	109.00
2700°K CCT available on request			

700 mA - LED POWER 2x2.5W

light source	light beam options	lumen output (lm)	lumin. efficacy (lm/w)
3000°K warm-white			
high-power led	 10°	2x288	115.00
high-power led	 30°	2x275	110.00
high-power led	 45°	2x260	104.00
4000°K neutral-white			
high-power led	 10°	2x300	120.00
high-power led	 30°	2x285	114.00
high-power led	 45°	2x273	109.00
2700°K CCT available on request			

remote driver selection

brand	manufacturer code	type	watt	IP rate	numbers of fixtures
ALVIT Italy	AL1435S-IP	Constant current 350mA	14W	IP67	min 1 - max 4
ALVIT Italy	AL1450S-IP	Constant current 500mA	14W	IP67	min 1 - max 3
ALVIT Italy	AL1470S-IP	Constant current 700mA	14W	IP67	min 1 - max 2

OPTIONAL

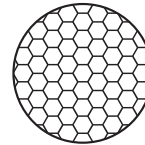
AC055
STANDARD GLARE
SHIELD XS



AC056
SUPER COMFORT
GLARE SHIELD XS



AC066
HONEYCOMB LOUVER

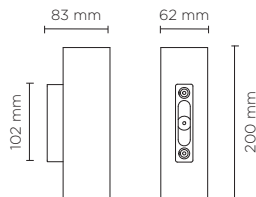




403113

NANOWALL SQUARE COB 01

Wall applique for outdoor installation on a façade/wall, with one side light only. Body in anodized aluminum with phosphochromatised and polyester powder coating, tempered safety glass, moulded silicone gasket and stainless steel screws. With 1 direct 220-240V LUMENS "EDC 38C" COB LED. IP66 rating.



light source	light beam options	lumen output (lm)	lumin. efficacy (lm/w)
3000°K warm-white			
cob led	20°	400	50.00
cob led	40°	390	48.75
4000°K neutral-white			
cob led	20°	410	51.25
cob led	40°	400	50.00
2700°K CCT available on request			

Finish color options:

 Textured Grey RAL 9006

 Anthracite Grey RAL 7016

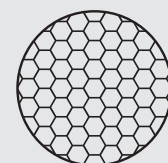
 Matt Black (on request)

Technical features




Technical data

Wattage	8 WATT
IP Rating	IP66
IK Rating	IK09
Material	Hard anodized aluminum
Coating	Polyester powder coating with phosphochromating pre-finish
Light Source	1 x LUMENS "EDC 38C" COB LED
Screws	Stainless steel
Transformer	Electrical power supply 220/240V 50/60Hz built-in
Gasket	Silicone rubber
Glass	Tempered
Power cable	1 mt. power cable included
Gross weight	1,60 Kg



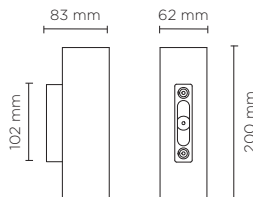
AC064
HONEYCOMB
LOUVER



403114

NANOWALL SQUARE COB 02

Wall applique for outdoor installation on a façade/wall, with up&down light. Body in anodized aluminum with phosphochromatised and polyester powder coating, tempered safety glass, moulded silicone gasket and stainless steel screws. With 2 x direct 220-240V LUMENS "EDC 38C" COB LED. IP66 rating.



Technical features

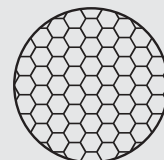


Technical data

Wattage	2x8 WATT
IP Rating	IP66
IK Rating	IK09
Material	Hard anodized aluminum
Coating	Polyester powder coating with phosphochromating pre-finish
Light Source	2 x LUMENS "EDC 38C" COB LED
Screws	Stainless steel
Transformer	Electrical power supply 220/240V 50/60Hz built-in
Gasket	Silicone rubber
Glass	Tempered
Power cable	1 mt. power cable included
Gross weight	1,60 Kg

light source	light beam options	lumen output (lm)	lumin. efficacy (lm/w)
3000°K warm-white			
cob led	20°	2x400	50.00
cob led	40°	2x390	48.75
4000°K neutral-white			
cob led	20°	2x410	51.25
cob led	40°	2x400	50.00
2700°K CCT available on request			

Finish color options:



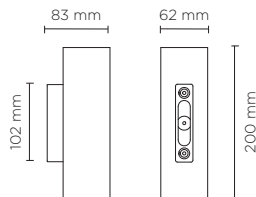
AC064
HONEYCOMB
LOUVER



403115

NANOWALL SQUARE HP 01

Wall applique for outdoor installation on a façade/wall, with one side light only. Body in anodized aluminum with phosphochromatised and polyester powder coating, tempered safety glass, moulded silicone gasket and stainless steel screws. Constant current max 700mA remote driver needed. With 1 x CREE "XHP35" LED. IP66 rating.



350 mA - LED POWER 5W

light source	light beam options	lumen output (lm)	lumin. efficacy (lm/w)
2700°K warm-white			
high-power led	4°	500	100.00
high-power led	10°	479	95.80
high-power led	28°	464	92.80
3000°K warm-white			
high-power led	4°	510	102.00
high-power led	10°	489	97.80
high-power led	28°	474	94.80
4000°K neutral-white			
high-power led	4°	520	104.00
high-power led	10°	499	99.80
high-power led	28°	484	96.80

Finish color options:

 Textured Grey RAL 9006

 Anthracite Grey RAL 7016

 Matt Black (on request)

Technical features












Technical data










Wattage	10 WATT MAX
IP Rating	IP66
IK Rating	IK09
Material	Hard anodized aluminum
Coating	Polyester powder coating with phosphochromating pre-finish
Light Source	1 x CREE XHP35 LED
Screws	Stainless steel
Remote driver	Constant current max 700mA
Gasket	Silicone rubber
Glass	Tempered
Power cable	1 mt. power cable included
Gross weight	1,60 Kg



500 mA - LED POWER 8W

light source	light beam options	lumen output (lm)	lumin. efficacy (lm/w)
2700°K warm-white			
high-power led	 4°	670	83.75
high-power led	 10°	642	80.25
high-power led	 28°	622	77.75
3000°K warm-white			
high-power led	 4°	690	86.25
high-power led	 10°	662	82.75
high-power led	 28°	642	80.25
4000°K neutral-white			
high-power led	 4°	703	87.88
high-power led	 10°	676	84.50
high-power led	 28°	656	82.00

700 mA - LED POWER 10W

light source	light beam options	lumen output (lm)	lumin. efficacy (lm/w)
2700°K warm-white			
high-power led	 4°	897	89.70
high-power led	 10°	762	76.20
high-power led	 28°	836	83.60
3000°K warm-white			
high-power led	 4°	907	90.69
high-power led	 10°	872	87.20
high-power led	 28°	846	84.60
4000°K neutral-white			
high-power led	 4°	930	93.00
high-power led	 10°	890	89.00
high-power led	 28°	863	86.30

AC114 STANDARD GLARE SHIELD

Glare shield accessory made in hard anodized black aluminum, providing good balance in between glare control and light output.

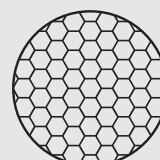


AC115 SUPER COMFORT GLARE SHIELD


Glare shield accessory made in hard anodized black aluminum, for applications requiring very reduced glaring; minimal light loss on the light surface but overall lumen output typically reduced by 50%.



AC064 HONEYCOMB LOUVER



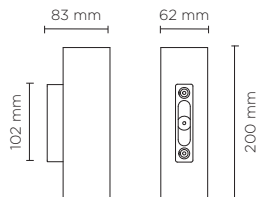
AC064 HONEYCOMB LOUVER



403116

NANOWALL SQUARE HP 02

Wall applique for outdoor installation on a façade/wall, with up&down light. Body in anodized aluminum with phosphochromatised and polyester powder coating, tempered safety glass, moulded silicone gasket and stainless steel screws. Constant current max 700mA remote driver needed. With 2 x CREE "XHP35" LED. IP66 rating.



350 mA - LED POWER 2x5W

light source	light beam options	lumen output (lm)	lumin. efficacy (lm/w)
2700°K warm-white			
high-power led	4°	2x 500	100.00
high-power led	10°	2x 479	95.80
high-power led	28°	2x 464	92.80
3000°K warm-white			
high-power led	4°	2x 510	102.00
high-power led	10°	2x 489	97.80
high-power led	28°	2x 474	94.80
4000°K neutral-white			
high-power led	4°	2x 520	104.00
high-power led	10°	2x 499	99.80
high-power led	28°	2x 484	96.80

Finish color options:

 Textured Grey RAL 9006

 Anthracite Grey RAL 7016

 Matt Black (on request)

Technical features



Technical data

Wattage	Max 2x10 WATT
IP Rating	IP66
IK Rating	IK09
Material	Hard anodized aluminum
Coating	Polyester powder coating with phosphochromating pre-finish
Light Source	2 x CREE XHP35 LED
Screws	Stainless steel
Remote driver	Constant current max 700mA
Gasket	Silicone rubber
Glass	Tempered
Power cable	1 mt. power cable included
Gross weight	1,60 Kg



500 mA - LED POWER 2x8W

light source	light beam options	lumen output (lm)	lumin. efficacy (lm/w)
2700°K warm-white			
high-power led	4°	2x 670	83.75
high-power led	10°	2x 642	80.25
high-power led	28°	2x 622	77.75
3000°K warm-white			
high-power led	4°	2x 690	86.25
high-power led	10°	2x 662	82.75
high-power led	28°	2x 642	80.25
4000°K neutral-white			
high-power led	4°	2x 703	87.88
high-power led	10°	2x 676	84.50
high-power led	28°	2x 656	82.00

700 mA - LED POWER 2x10W

light source	light beam options	lumen output (lm)	lumin. efficacy (lm/w)
2700°K warm-white			
high-power led	4°	2x 897	89.70
high-power led	10°	2x 762	76.20
high-power led	28°	2x 836	83.60
3000°K warm-white			
high-power led	4°	2x 907	90.69
high-power led	10°	2x 872	87.20
high-power led	28°	2x 846	84.60
4000°K neutral-white			
high-power led	4°	2x 930	93.00
high-power led	10°	2x 890	89.00
high-power led	28°	2x 863	86.30

AC114

STANDARD GLARE SHIELD

Glare shield accessory made in hard anodized black aluminum, providing good balance in between glare control and light output.



AC115

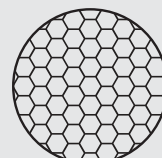
SUPER COMFORT GLARE SHIELD

Glare shield accessory made in hard anodized black aluminum, for applications requiring very reduced glaring; minimal light loss on the light surface but overall lumen output typically reduced by 50%.



AC064

HYONECOMB LOUVER



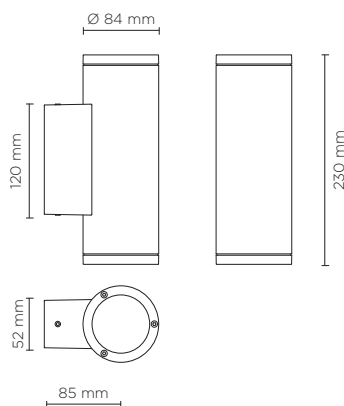
AC064
HONEYCOMB
LOUVER



401001L

TECH MINI 02 ROUND GU10

Round up&down luminaire for outdoor installation on a façade/wall. Phosphochromatised and polyester powder coated die-cast copper-free aluminium body, tempered safety glass, moulded silicone gasket and stainless steel screws. GU10 LED / halogen. IP65 rating.



light source	light color	light beam options
GU10 LED / HALOGEN	SEE BULB FEATURES	SEE BULB FEATURES

Finish color options:



Technical features



Technical data

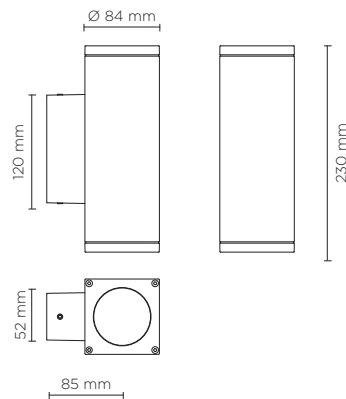
Wattage	50 WATT MAX
IP Rating	IP65
IK Rating	IK08
Material	High corrosion resistance die-cast copper-free aluminum body
Coating	Polyester powder coating with phosphochromating pre-finish
Screws	Stainless steel
Socket	Double GU10 base, MAX 50W
Gasket	Silicone rubber
Glass	Tempered
Gross weight	1,30 Kg



401002L

TECH MINI 02 SQUARE GU10

Square up&down luminaire for outdoor installation on a façade/wall. Phosphochromatised and polyester powder coated die-cast copper-free aluminium body, tempered safety glass, moulded silicone gasket and stainless steel screws. GU10 LED / halogen. IP65 rating.



light source	light color	light beam options
GU10 LED / HALOGEN	SEE BULB FEATURES	SEE BULB FEATURES

Finish color options:

 Textured Grey
RAL 9006

 Anthracite Grey
RAL 7016

 Matt Black
(on request)

Technical features



Technical data

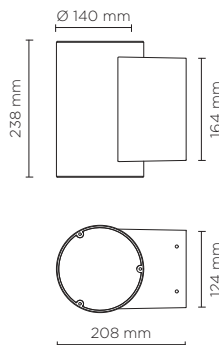
Wattage	50 WATT MAX
IP Rating	IP65
IK Rating	IK08
Material	High corrosion resistance die-cast copper-free aluminum body
Coating	Polyester powder coating with phosphochromating pre-finish
Screws	Stainless steel
Socket	Double GU10 base, MAX 50W
Gasket	Silicone rubber
Glass	Tempered
Gross weight	1,40 Kg



401012

TECH MEDIUM 01 ROUND

Round wall mounted luminaire for outdoor installation on a façade/wall, with light distribution downward only. Phospho-chromatised and polyester powder coated die-cast copper-free aluminium body, tempered safety glass, moulded silicone gasket and stainless steel screws. Built-in LED driver 220-240V 50-60Hz, with 5 CREE XP-G3 LED. IP65 rating.



light source	light beam options	lumen output (lm)	lumin. efficacy (lm/w)
3000°K warm-white			
high-power led	10°	720	90.33
high-power led	30°	684	85.50
high-power led	45°	650	81.25
4000°K neutral-white			
high-power led	10°	750	93.75
high-power led	30°	713	89.13
high-power led	45°	677	84.63

2700°K CCT available on request

Finish color options:

- Textured Grey RAL 9006
- Anthracite Grey RAL 7016
- Matt Black (on request)

Technical features



Technical data

Wattage	8 WATT
IP Rating	IP65
IK Rating	IK09
Material	High corrosion resistance die-cast copper-free aluminium body
Coating	Polyester powder coating with phosphochromating pre-finish
Light source	NR. 5 x 1.5W CREE "XP-G3" LED down.
Screws	Stainless steel
Transformer	Electronic power supply 220/240V 50/60Hz built-in
Gasket	Silicone rubber
Rubber grommet	M20 Rutaseal® in EPDM
Glass	Tempered
Gross weight	3,00 Kg

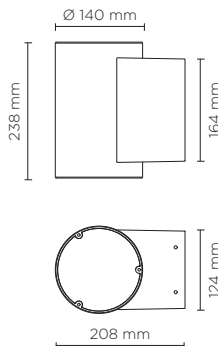




401017

TECH MEDIUM 01 ROUND PRO

Round wall mounted luminaire for outdoor installation on a façade/wall, with light distribution downward only. Phospho-chromatised and polyester powder coated die-cast copper-free aluminium body, tempered safety glass, moulded silicone gasket and stainless steel screws. Built-in LED driver 220-240V 50-60Hz, with 5 CREE XP-L LED. IP65 rating.



light source*	light beam options	lumen output (lm)	lumin. efficacy (lm/w)
3000°K warm-white			
high-power led	10°	1.300	92.86
high-power led	30°	1.230	87.86
high-power led	45°	1.170	83.57

* Other light colors available on request: Neutral-white

Finish color options:

- Textured Grey
RAL 9006
- Anthracite Grey
RAL 7016
- Matt Black
(on request)

Technical features



Technical data

Wattage	14 WATT
IP Rating	IP65
IK Rating	IK09
Material	High corrosion resistance die-cast copper-free aluminium body
Coating	Polyester powder coating with phosphochromating pre-finish
Light source	NR. 5 CREE "XP-L" LED down
Screws	Stainless steel
Transformer	Electronic power supply 220/240V 50/60Hz built-in
Gasket	Silicone rubber
Rubber grommet	M20 Rutaseal® in EPDM
Glass	Tempered
Gross weight	3,00 Kg



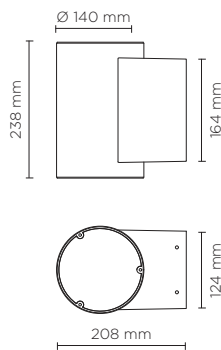




401004

TECH MEDIUM 02 ROUND

Round up&down luminaire for outdoor installation on a façade/wall. Phosphochromatised and polyester powder coated die-cast copper-free aluminium body, tempered safety glass, moulded silicone gasket and stainless steel screws. Built-in LED driver 220-240V 50-60Hz, with 2 x 5 CREE XP-G3 LED. IP65 rating.



light source	light beam options	lumen output (lm)	lumin. efficacy (lm/w)
3000°K warm-white			
high-power led	10°	2 x 720	90.00
high-power led	30°	2 x 684	85.50
high-power led	45°	2 x 650	81.25
4000°K neutral-white			
high-power led	10°	2 x 750	93.75
high-power led	30°	2 x 713	89.13
high-power led	45°	2 x 677	84.63
2700°K CCT available on request			

Finish color options:

- Textured Grey RAL 9006
- Anthracite Grey RAL 7016
- Matt Black (on request)

Technical features



Available on request



Technical data

Wattage	2 x 8 WATT
IP Rating	IP65
IK Rating	IK09
Material	High corrosion resistance die-cast copper-free aluminum body
Coating	Polyester powder coating with phosphochromating pre-finish
Light source	NR. 5 x 1.5W CREE "XP-G3" LED up and down.
Screws	Stainless steel
Transformer	Electronic power supply 220/240V 50/60Hz built-in
Cable gland	M20 rubber grommet Rutaseal® in EPDM
Gasket	Silicone rubber
Glass	Tempered
Gross weight	3,00 Kg

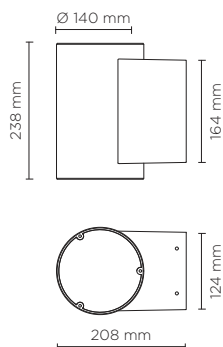




401016

TECH MEDIUM 02 ROUND PRO

Round up&down luminaire for outdoor installation on a façade/wall. Phosphochromatised and polyester powder coated die-cast copper-free aluminium body, tempered safety glass, moulded silicone gasket and stainless steel screws. Built-in LED driver 220-240V 50-60Hz, with 2 x 5 CREE XP-L LED. IP65 rating.



light source*	light beam options	lumen output (lm)	lumin. efficacy (lm/w)
3000°K warm-white			
high-power led	10°	2 x 1.300	92.86
high-power led	30°	2 x 1.230	87.86
high-power led	45°	2 x 1.170	83.57

* Other light colors available on request: Neutral-white

Finish color options:

 Textured Grey RAL 9006	 Anthracite Grey RAL 7016	 Matt Black (on request)
--	---	--

Technical features



Technical data

Wattage	2x14 WATT
IP Rating	IP65
IK Rating	IK09
Material	High corrosion resistance die-cast copper-free aluminium body
Coating	Polyester powder coating with phosphochromating pre-finish
Light source	NR. 5 CREE "XP-L" LED up and NR. 5 CREE "XP-L" LED down
Screws	Stainless steel
Transformer	Electronic power supply 220/240V 50/60Hz built-in
Gasket	Silicone rubber
Rubber grommet	M20 Rutaseal® in EPDM
Glass	Tempered
Gross weight	3,00 Kg

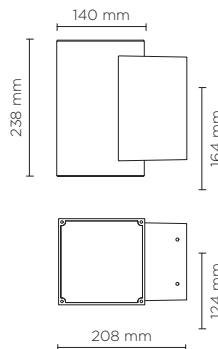




401014

TECH MEDIUM 01 SQUARE

Square wall mounted luminaire for outdoor installation on a façade/wall, with light distribution downward only. Phospho-chromatised and polyester powder coated die-cast copper-free aluminium body, tempered safety glass, moulded silicone gasket and stainless steel screws. Built-in LED driver 220-240V 50-60Hz, with 5 CREE XP-G3 LED. IP65 rating.



light source	light beam options	lumen output (lm)	lumin. efficacy (lm/w)
3000°K warm-white			
high-power led	10°	720	90.00
high-power led	30°	684	85.50
high-power led	45°	650	81.25
4000°K neutral-white			
high-power led	10°	750	93.75
high-power led	30°	713	89.13
high-power led	45°	677	84.63

2700°K CCT available on request

Finish color options:

- Textured Grey RAL 9006
- Anthracite Grey RAL 7016
- Matt Black (on request)

Technical features



Technical data

Wattage	8 WATT
IP Rating	IP65
IK Rating	IK09
Material	High corrosion resistance die-cast copper-free aluminium body
Coating	Polyester powder coating with phosphochromating pre-finish
Light source	NR. 5 x 1.5W CREE "XP-G3" LED up and NR. 5 x 1.5W CREE "XP-G3" LED down.
Screws	Stainless steel
Transformer	Electronic power supply 220/240V 50/60Hz built-in
Gasket	Silicone rubber
Rubber grommet	M20 Rutaseal® in EPDM
Glass	Tempered
Gross weight	3,00 Kg

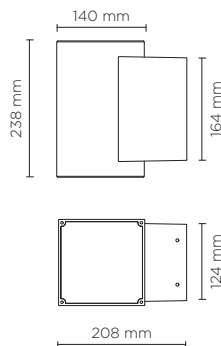




401019

TECH MEDIUM 01 SQUARE PRO

Square wall mounted luminaire for outdoor installation on a façade/wall, with light distribution downward only. Phospho-chromatised and polyester powder coated die-cast copper-free aluminium body, tempered safety glass, moulded silicone gasket and stainless steel screws. Built-in LED driver 220-240V 50-60Hz, with 5 CREE XP-L LED. IP65 rating.



light source*	light beam options	lumen output (lm)	lumin. efficacy (lm/w)
3000°K warm-white			
high-power led	10°	1.300	92.86
high-power led	30°	1.230	87.86
high-power led	45°	1.170	83.57

* Other light colors available on request: Neutral-white

Finish color options:

- Textured Grey
RAL 9006
- Anthracite Grey
RAL 7016
- Matt Black
(on request)

Technical features



Technical data

Wattage	14 WATT
IP Rating	IP65
IK Rating	IK09
Material	High corrosion resistance die-cast copper-free aluminum body
Coating	Polyester powder coating with phosphochromating pre-finish
Light source	NR. 5 CREE "XP-L" LED down.
Screws	Stainless steel
Transformer	Electronic power supply 220/240V 50/60Hz built-in
Gasket	Silicone rubber
Rubber grommet	M20 Rutaseal® in EPDM
Glass	Tempered
Gross weight	3,00 Kg

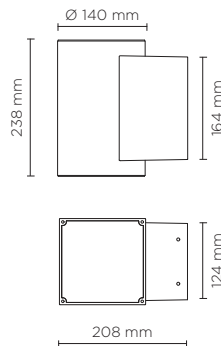




401006

TECH MEDIUM 02 SQUARE

Square up&down luminaire for outdoor installation on a façade/wall. Phospho-chromatised and polyester powder coated die-cast copper-free aluminium body, tempered safety glass, moulded silicone gasket and stainless steel screws. Built-in LED driver 220-240V 50-60Hz, with 2 x 5 CREE XP-G3 LED. IP65 rating.



light source	light beam options	lumen output (lm)	lumin. efficacy (lm/w)
3000°K warm-white			
high-power led	10°	2 x 720	90.00
high-power led	30°	2 x 684	85.50
high-power led	45°	2 x 650	81.25
4000°K neutral-white			
high-power led	10°	2 x 750	93.75
high-power led	30°	2 x 713	89.13
high-power led	45°	2 x 677	84.63

2700°K CCT available on request

Finish color options:

Textured Grey
RAL 9006

Anthracite Grey
RAL 7016

Matt Black
(on request)

Technical features



Technical data

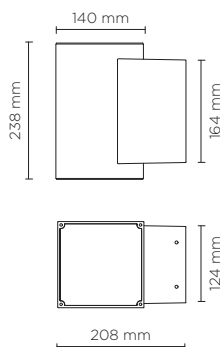
Wattage	2 x 8 WATT
IP Rating	IP65
IK Rating	IK09
Material	High corrosion resistance die-cast copper-free aluminum body
Coating	Polyester powder coating with phosphochromating pre-finish
Light source	NR. 5 x 1.5W CREE "XP-G3" LED up and down.
Screws	Stainless steel
Transformer	Electronic power supply 220/240V 50/60Hz built-in
Gasket	Silicone rubber
Rubber grommet	M20 Rutaseal® in EPDM
Glass	Tempered
Gross weight	3,00 Kg



401018

TECH MEDIUM 02 SQUARE PRO

Square up&down luminaire for outdoor installation on a façade/wall. Phospho-chromatised and polyester powder coated die-cast copper-free aluminium body, tempered safety glass, moulded silicone gasket and stainless steel screws. Built-in LED driver 220-240V 50-60Hz, with 2 x 5 CREE XP-L LED. IP65 rating.



light source*	light beam options	lumen output (lm)	lumin. efficacy (lm/w)
3000°K warm-white			
high-power led	10°	2 x 1.300	92.86
high-power led	30°	2 x 1.230	87.86
high-power led	45°	2 x 1.170	83.57

* Other light colors available on request: Neutral-white

Finish color options:



Technical features



Technical data

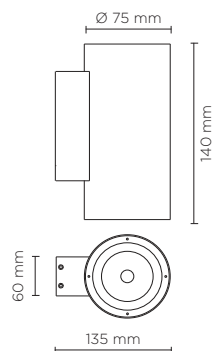
Wattage	2 X 14 WATT
IP Rating	IP65
IK Rating	IK09
Material	High corrosion resistance die-cast copper-free aluminum body
Coating	Polyester powder coating with phosphochromating pre-finish
Light source	NR. 5 CREE "XP-L" LED up and NR. 5 CREE "XP-L" LED down
Screws	Stainless steel
Transformer	Electronic power supply 220/240V 50/60Hz built-in
Gasket	Silicone rubber
Rubber grommet	M20 Rutaseal® in EPDM
Glass	Tempered
Gross weight	3,00 Kg




401901

TECH MINI STEEL ROUND 01

Round wall mounted luminaire for outdoor installation on a façade/wall, with light distribution downward only. Luminaire completely made in mirrored stainless steel AISI 316L, tempered safety glass, moulded silicone gasket and stainless steel screws. Built-in LED driver 220-240V 50-60Hz, with nr. 1 CREE COB LED. IP65 rating.



light source	light beam options	lumen output (lm)	lumin. efficacy (lm/w)
3000°K warm-white			
cob led	 30°	480	96.00

Finish color options:

 Mirrored Stainless Steel

Technical features



Technical data

Wattage	5 WATT
IP Rating	IP65
IK Rating	IK08
Material	Mirrored stainless steel AISI 316L
Light source	NR. 1 x 5W CREE COB LED
Screws	Stainless steel
Transformer	Electronic power supply 220/240V 50/60Hz built-in
Gasket	Silicone rubber
Glass	Tempered
Gross weight	1,90 Kg

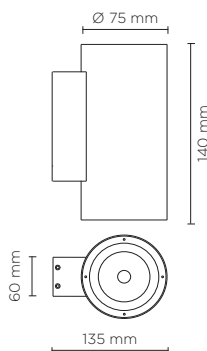





401902

TECH MINI STEEL ROUND 02

Round up&down luminaire for outdoor installation on a façade/wall. Luminaire completely made in mirrored stainless steel AISI 316L, tempered safety glass, moulded silicone gasket and stainless steel screws. Built-in LED driver 220-240V 50-60Hz, with 2 x CREE COB LED. IP65 rating.



light source	light beam options	lumen output (lm)	lumin. efficacy (lm/w)
3000°K warm-white			
cob led	 2 x 30°	2 x 480	96.00

Finish color options:

 Mirrored Stainless Steel

Technical features



Technical data

Wattage	2 x 5 WATT
IP Rating	IP65
IK Rating	IK08
Material	Mirrored stainless steel AISI 316L
Light source	NR. 2 x 5W CREE COB LED
Screws	Stainless steel
Transformer	Electronic power supply 220/240V 50/60Hz built-in
Gasket	Silicone rubber
Glass	Tempered
Gross weight	2,00 Kg



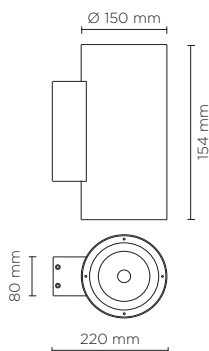




401903

TECH MEDIUM STEEL ROUND 01

Round wall mounted luminaire for outdoor installation on a façade/wall, with light distribution downward only. Luminaire completely made in mirrored stainless steel AISI 316L, tempered safety glass, moulded silicone gasket and stainless steel screws. Built-in LED driver 220-240V 50-60Hz, with nr. 1 CREE COB LED. IP65 rating.



light source	light beam options	lumen output (lm)	lumin. efficacy (lm/w)
3000°K warm-white			
cob led	30°	960	80.00

Finish color options:

 Mirrored Stainless Steel

Technical features



Technical data

Wattage	12 WATT
IP Rating	IP65
IK Rating	IK08
Material	Mirrored stainless steel AISI 316L
Light source	NR. 1 x 12W CREE COB LED
Screws	Stainless steel
Transformer	Electronic power supply 220/240V 50/60Hz built-in
Gasket	Silicone rubber
Glass	Tempered
Gross weight	4,90 Kg

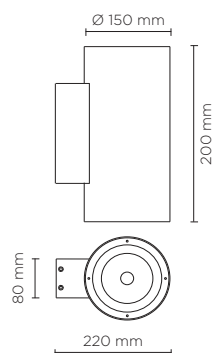





401904

TECH MEDIUM STEEL ROUND 02

Round up&down luminaire for outdoor installation on a façade/wall. Luminaire completely made in mirrored stainless steel AISI 316L, tempered safety glass, moulded silicone gasket and stainless steel screws. Built-in LED driver 220-240V 50-60Hz, with 2 x CREE COB LED. IP65 rating.



light source	light beam options	lumen output (lm)	lumin. efficacy (lm/w)
3000°K warm-white			
cob led	 2 x 30°	2 x 960	80.00

Finish color options:

 Mirrored Stainless Steel


Technical features



Technical data

Wattage	2 x 12 WATT
IP Rating	IP65
IK Rating	IK08
Material	Mirrored stainless steel AISI 316L
Light source	NR. 2 x 12W CREE COB LED
Screws	Stainless steel
Transformer	Electronic power supply 220/240V 50/60Hz built-in
Gasket	Silicone rubber
Glass	Tempered
Gross weight	5,00 Kg





403201

WALLBOX MINI HP 01

Wall applique for outdoor wall installation, with one side light distribution. Luminaire body is made of extruded copper-free aluminum, secured with die-cast aluminum base, tempered safety glass and stainless steel screws. Built-in LED driver 220-240V 50-60Hz, with nr. 5 CREE XP-G3 LED. IP66 rating.

light source	light beam options	lumen output (lm)	lumin. efficacy (lm/w)
2700°K warm-white			
high-power led	11°	550	78.57
high-power led	30°	525	75.00
high-power led	60°	500	71.43
high-power led	45°x10°	520	74.28
3000°K warm-white			
high-power led	11°	560	80.00
high-power led	30°	535	76.43
high-power led	60°	510	72.86
high-power led	45°x10°	530	75.72
4000°K neutral-white			
high-power led	11°	570	81.43
high-power led	30°	545	77.86
high-power led	60°	520	74.28
high-power led	45°x10°	540	77.14

Finish color options:

Textured Grey
RAL 9006

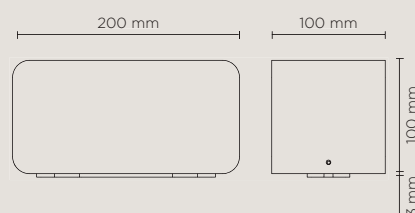
Anthracite Grey
RAL 7016

Matt Black
(on request)

Technical features



Available on request



Technical data

Wattage	7 WATT
IP Rating	IP66
IK Rating	IK08
Material	High corrosion resistance extruded copper-free aluminium
Coating	Polyester powder coating with phosphochromating pre-finish
Light source	5 x CREE XP-G3 LED
Screws	Stainless steel
Transformer	Electrical power supply 220/240V 50/60Hz built-in
Glass	Tempered
Power cable	0,5 mt. power cable included
Gross weight	1,70 Kg








403202

WALLBOX MINI SYMMETRIC 01

Wall applique for outdoor wall installation, with one side light distribution. Luminaire body is made of extruded copper-free aluminum, secured with die-cast aluminum base, tempered safety glass and stainless steel screws. Symmetrical wide light distribution. Built-in LED driver 220-240V 50-60Hz, with 20 x mid-power SAMSUNG 2835 LED. IP66 rating.

light source	light beam options	lumen output (lm)	lumin. efficacy (lm/w)
2700°K warm-white			
mid-power led	 SYMMETRIC WIDE 110°	560	70.00
3000°K warm-white			
mid-power led	 SYMMETRIC WIDE 110°	570	71.25
4000°K neutral-white			
mid-power led	 SYMMETRIC WIDE 110°	590	73.75

Finish color options:

 Textured Grey RAL 9006

 Anthracite Grey RAL 7016

 Matt Black (on request)

Technical features

IP66

IK08

CE

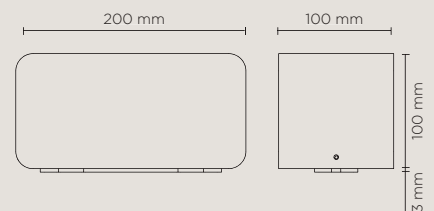
5 YEARS



NEW

Available on request

DALI



Technical data

Wattage	8 WATT
IP Rating	IP66
IK Rating	IK08
Material	High corrosion resistance extruded copper-free aluminium
Coating	Polyester powder coating with phosphochromating pre-finish
Light source	20 x mid-power SAMSUNG 2835 LED
Screws	Stainless steel
Transformer	Electrical power supply 220/240V 50/60Hz built-in
Glass	Tempered
Power cable	0,5 mt. power cable included
Gross weight	1,70 Kg





403203

WALLBOX MINI ASYMMETRIC 01

Wall applique for outdoor wall installation, with one side light distribution. Luminaire body is made of extruded copper-free aluminum, secured with die-cast aluminum base, tempered safety glass and stainless steel screws. Asymmetrical wide light distribution. Built-in LED driver 220-240V 50-60Hz, with 20 x mid-power SAMSUNG 2835 LED. IP66 rating.

light source	light beam options	lumen output (lm)	lumin. efficacy (lm/w)
2700°K warm-white			
mid-power led	ASYMMETRIC FORWARD 110°x70°	560	70.00
mid-power led	ASYMMETRIC BACKWARD 110°x70°	560	70.00
3000°K warm-white			
mid-power led	ASYMMETRIC FORWARD 110°x70°	570	71.25
mid-power led	ASYMMETRIC BACKWARD 110°x70°	570	71.25
4000°K neutral-white			
mid-power led	ASYMMETRIC FORWARD 110°x70°	590	73.75
mid-power led	ASYMMETRIC BACKWARD 110°x70°	590	71.25

Finish color options:

Textured Grey RAL 9006

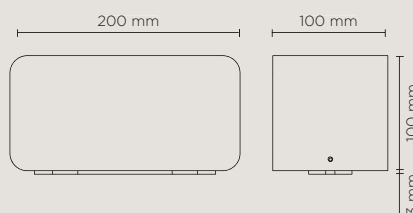
Anthracite Grey RAL 7016

Matt Black (on request)

Technical features




Available on request



Technical data

Wattage	8 WATT
IP Rating	IP66
IK Rating	IK08
Material	High corrosion resistance extruded copper-free aluminium
Coating	Polyester powder coating with phosphochromating pre-finish
Light source	20 x mid-power SAMSUNG 2835 LED
Screws	Stainless steel
Transformer	Electrical power supply 220/240V 50/60Hz built-in
Glass	Tempered
Power cable	0,5 mt. power cable included
Gross weight	1,70 Kg





403204

WALLBOX MINI DIFFUSED 01

Wall applique for outdoor wall installation, with one side light distribution. Luminaire body is made of extruded copper-free aluminum, secured with die-cast aluminum base, tempered safety glass and stainless steel screws. Diffused light distribution. Built-in LED driver 220-240V 50-60Hz, with 20 x mid-power SAMSUNG 2835 LED. IP66 rating.

light source	light beam options	lumen output (lm)	lumin. efficacy (lm/w)
2700°K warm-white			
mid-power led	DIFFUSED	200	25.00
3000°K warm-white			
mid-power led	DIFFUSED	210	26.25
4000°K neutral-white			
mid-power led	DIFFUSED	220	27.50

Finish color options:

 Textured Grey
RAL 9006

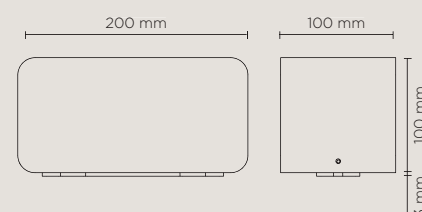
 Anthracite Grey
RAL 7016

 Matt Black
(on request)

Technical features




Available on request



Technical data

Wattage	8 WATT
IP Rating	IP66
IK Rating	IK08
Material	High corrosion resistance extruded copper-free aluminium
Coating	Polyester powder coating wit phosphocromating pre-finish
Light source	20 x mid-power SAMSUNG 2835 LED
Screws	Stainless steel
Transformer	Electrical power supply 220/240V 50/60Hz built-in
Glass	Tempered
Power cable	0,5 mt. power cable included
Gross weight	1,70 Kg





403205

WALLBOX MINI HP 02

Wall applique for outdoor wall installation, with up&down light distribution. Luminaire body is made of extruded copper-free aluminum, secured with die-cast aluminum base, tempered safety glass and stainless steel screws. Built-in LED driver 220-240V 50-60Hz, with nr. 10 CREE XP-G3 LED. IP66 rating.

light source	light beam options	lumen output (lm)	lumin. efficacy (lm/w)
2700°K warm-white			
high-power led	11°	2x550	78.57
high-power led	30°	2x525	75.00
high-power led	60°	2x500	71.43
high-power led	45°x10°	2x520	74.28
3000°K warm-white			
high-power led	11°	2x560	80.00
high-power led	30°	2x535	76.43
high-power led	60°	2x510	72.86
high-power led	45°x10°	2x530	75.72
4000°K neutral-white			
high-power led	11°	2x570	81.43
high-power led	30°	2x545	77.86
high-power led	60°	2x520	74.28
high-power led	45°x10°	2x540	77.14

Combination of different optics are possible, on request

Finish color options:

Textured Grey
RAL 9006

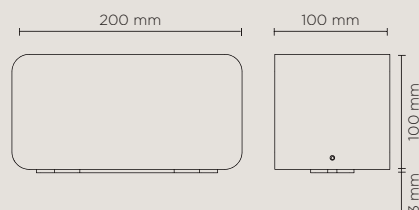
Anthracite Grey
RAL 7016

Matt Black
(on request)

Technical features



Available on request




Technical data

Wattage	14 WATT
IP Rating	IP66
IK Rating	IK08
Material	High corrosion resistance extruded copper-free aluminium
Coating	Polyester powder coating with phosphochromating pre-finish
Light source	10 x CREE XP-G3 LED
Screws	Stainless steel
Transformer	Electrical power supply 220/240V 50/60Hz built-in
Glass	Tempered
Power cable	0,5 mt. power cable included
Gross weight	1,70 Kg












403206

WALLBOX MINI SYMMETRIC 02

Wall applique for outdoor wall installation, with up&down light distribution. Luminaire body is made of extruded copper-free aluminum, secured with die-cast aluminum base, tempered safety glass and stainless steel screws. Symmetrical wide light distribution. Built-in LED driver 220-240V 50-60Hz, with 40 x mid-power SAMSUNG 2835 LED. IP66 rating.

light source	light beam options	lumen output (lm)	lumin. efficacy (lm/w)
2700°K warm-white			
mid-power led	 SYMMETRIC WIDE 110°	2x560	70.00
3000°K warm-white			
mid-power led	 SYMMETRIC WIDE 110°	2x570	71.25
4000°K neutral-white			
mid-power led	 SYMMETRIC WIDE 110°	2x590	73.75

Combination of symmetric and asymmetric light distributions are possible, on request

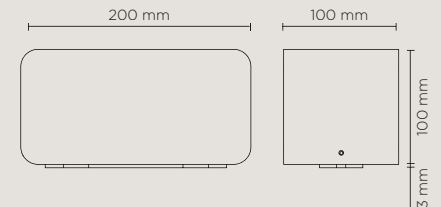
Finish color options:



Technical features




Available on request



Technical data

Wattage	16 WATT
IP Rating	IP66
IK Rating	IK08
Material	High corrosion resistance extruded copper-free aluminium
Coating	Polyester powder coating with phosphochromating pre-finish
Light source	40 x mid-power SAMSUNG 2835 LED
Screws	Stainless steel
Transformer	Electrical power supply 220/240V 50/60Hz built-in
Glass	Tempered
Power cable	0,5 mt. power cable included
Gross weight	1,70 Kg





403207

WALLBOX MINI ASYMMETRIC 02

Wall applique for outdoor wall installation, with up&down light distribution. Luminaire body is made of extruded copper-free aluminum, secured with die-cast aluminum base, tempered safety glass and stainless steel screws. Asymmetrical wide light distribution. Built-in LED driver 220-240V 50-60Hz, with 40 x mid-power SAMSUNG 2835 LED. IP66 rating.

light source	light beam options	lumen output (lm)	lumin. efficacy (lm/w)
2700°K warm-white			
mid-power led	ASYMMETRIC FORWARD 110°x70°	2x560	70.00
mid-power led	ASYMMETRIC BACKWARD 110°x70°	2x560	70.00
3000°K warm-white			
mid-power led	ASYMMETRIC FORWARD 110°x70°	2x570	71.25
mid-power led	ASYMMETRIC BACKWARD 110°x70°	2x570	71.25
4000°K neutral-white			
mid-power led	ASYMMETRIC FORWARD 110°x70°	2x590	73.75
mid-power led	ASYMMETRIC BACKWARD 110°x70°	2x590	71.25

Combinations of asymmetric forward and asymmetric backward light distributions or asymmetric and symmetric light distributions are possible, on request.

Finish color options:

Textured Grey
RAL 9006

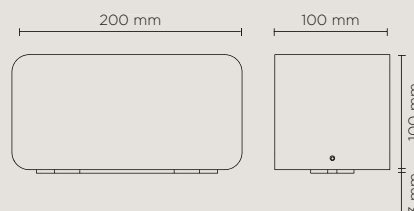
Anthracite Grey
RAL 7016

Matt Black
(on request)

Technical features




Available on request



Technical data

Wattage	16 WATT
IP Rating	IP66
IK Rating	IK08
Material	High corrosion resistance extruded copper-free aluminium
Coating	Polyester powder coating with phosphochromating pre-finish
Light source	40 x mid-power SAMSUNG 2835 LED
Screws	Stainless steel
Transformer	Electrical power supply 220/240V 50/60Hz built-in
Glass	Tempered
Power cable	0,5 mt. power cable included
Gross weight	1,70 Kg








403208

WALLBOX MINI DIFFUSED 02

Wall applique for outdoor wall installation, with up&down light distribution. Luminaire body is made of extruded copper-free aluminum, secured with die-cast aluminum base, tempered safety glass and stainless steel screws. Diffused light distribution. Built-in LED driver 220-240V 50-60Hz, with 40 x mid-power SAMSUNG 2835 LED. IP66 rating.

light source	light beam options	lumen output (lm)	lumin. efficacy (lm/w)
2700°K warm-white			
mid-power led	 DIFFUSED	2x200	25.00
3000°K warm-white			
mid-power led	 DIFFUSED	2x210	26.25
4000°K neutral-white			
mid-power led	 DIFFUSED	2x220	27.50

Finish color options:

 Textured Grey
RAL 9006

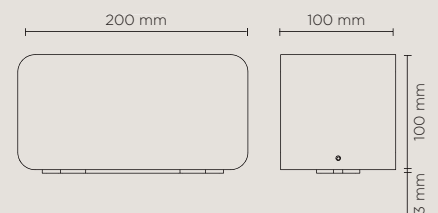
 Anthracite Grey
RAL 7016

 Matt Black
(on request)

Technical features



Available on request



Technical data

Wattage	16 WATT
IP Rating	IP66
IK Rating	IK08
Material	High corrosion resistance extruded copper-free aluminium
Coating	Polyester powder coating wit phosphochromating pre-finish
Light source	40 x mid-power SAMSUNG 2835 LED
Screws	Stainless steel
Transformer	Electrical power supply 220/240V 50/60Hz built-in
Glass	Tempered
Power cable	0,5 mt. power cable included
Gross weight	1,70 Kg

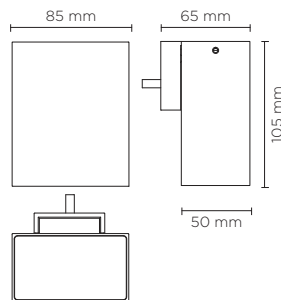




402501

TAG MINI 01

Wall applique, to be mounted on an outdoor façade/wall, with one side light distribution. Luminaire body is made of extruded copper-free aluminum, secured with die-cast aluminum base, tempered safety glass, moulded silicone gasket and stainless steel screws. Built-in LED driver 220-240V 50-60Hz, with nr. 2 CREE XP-G2 LED. IP65 rating.



light source	light beam options	lumen output (lm)	lumin. efficacy (lm/w)
3000°K warm-white			
high-power led	15°	280	62.22
high-power led	55°	270	60.00
4000°K neutral-white			
high-power led	15°	308	68.44
high-power led	55°	292	64.88

Finish color options:

Textured Grey RAL 9006

Anthracite Grey RAL 7016

Matt Black (on request)

Technical features



Technical data

Wattage	4.5 WATT
IP Rating	IP65
IK Rating	IK08
Material	High corrosion resistance extruded copper-free aluminum body
Coating	Polyester powder coating with phosphochromating pre-finish
Light source	NR. 2 CREE XP-G2 LED
Screws	Stainless steel
Transformer	Electronic power supply 220/240V 50/60Hz built-in
Gasket	Silicone rubber
Power cable	0,10 mt. neoprene power cable included
Glass	Tempered
Gross weight	1,00 Kg

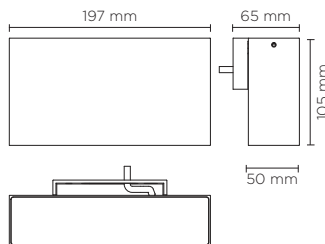








402502

TAG MEDIUM 01

Wall applique, to be mounted on an outdoor façade/wall, with one side light distribution. Luminaire body is made of extruded copper-free aluminum, secured with die-cast aluminum base, tempered safety glass, moulded silicone gasket and stainless steel screws. Built-in LED driver 220-240V 50-60Hz, with nr. 6 CREE XP-G2 LED. IP65 rating.



light source	light beam options	lumen output (lm)	lumin. efficacy (lm/w)
3000°K warm-white			
high-power led	 15°	840	105.00
high-power led	 55°	810	101.25
4000°K neutral-white			
high-power led	 15°	924	115.50
high-power led	 55°	876	109.50

Finish color options:

 Textured Grey
RAL 9006

 Anthracite Grey
RAL 7016

 Matt Black
(on request)

Technical features



Available on request



Technical data

Wattage	8 WATT
IP Rating	IP65
IK Rating	IK08
Material	High corrosion resistance extruded copper-free aluminum body
Coating	Polyester powder coating with phosphochromating pre-finish
Light source	NR. 6 CREE XP-G2 LED
Screws	Stainless steel
Transformer	Electronic power supply 220/240V 50/60Hz built-in
Gasket	Silicone rubber
Cable gland	M16 rubber grommet
Power cable	0,10 mt. neoprene power cable included
Glass	Tempered
Gross weight	1,50 Kg

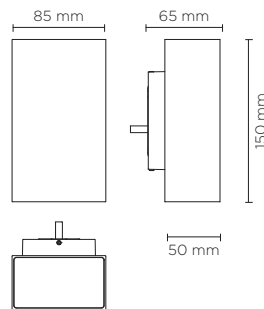




402503

TAG MINI O2

Wall applique, to be mounted on an outdoor façade/wall, with two sides light distribution (up & down). Luminaire body is made of extruded copper-free aluminum, secured with die-cast aluminum base and aluminum fixing bracket, tempered safety glass, moulded silicone gasket and stainless steel screws. Built-in LED driver 220-240V 50-60Hz, with nr. 2 x 2 CREE XP-G2 LED. IP65 rating.



light source	light beam options	lumen output (lm)	lumin. efficacy (lm/w)
3000°K warm-white			
high-power led	15°	2 x 280	80.00
high-power led	55°	2 x 270	77.14
4000°K neutral-white			
high-power led	15°	2 x 308	88.00
high-power led	55°	2 x 292	83.42

Finish color options:

■ Textured Grey
RAL 9006

■ Anthracite Grey
RAL 7016

■ Matt Black
(on request)

Technical features



Technical data

Wattage	7 WATT
IP Rating	IP65
IK Rating	IK08
Material	High corrosion resistance extruded copper-free aluminum body
Coating	Polyester powder coating with phosphochromating pre-finish
Light source	NR. 2 x 2 CREE XP-G2 LED
Screws	Stainless steel
Transformer	Electronic power supply 220/240V 50/60Hz built-in
Gasket	Silicone rubber
Cable gland	M16 rubber grommet
Glass	Tempered
Gross weight	1,20 Kg

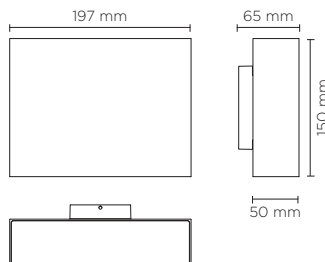




402504

TAG MEDIUM 02

Wall applique, to be mounted on an outdoor façade/wall, with two sides light distribution (up & down). Luminaire body is made of extruded copper-free aluminum, secured with die-cast aluminum base and aluminum fixing bracket, tempered safety glass, moulded silicone gasket and stainless steel screws. Built-in LED driver 220-240V 50-60Hz, with nr. 2 x 6 CREE XP-G2 LED. IP65 rating.



light source	light beam options	lumen output (lm)	lumin. efficacy (lm/w)
3000°K warm-white			
high-power led	15°	2 x 840	112.00
high-power led	55°	2 x 810	108.00
4000°K neutral-white			
high-power led	15°	2 x 924	123.20
high-power led	55°	2 x 876	116.80

Finish color options:



Technical features



Available on request



Technical data

Wattage	15 WATT
IP Rating	IP65
IK Rating	IK08
Material	High corrosion resistance extruded copper-free aluminum body
Coating	Polyester powder coating with phosphocromating pre-finish
Light source	NR. 2 x 6 CREE XP-G2 LED
Screws	Stainless steel
Transformer	Electronic power supply 220/240V 50/60Hz built-in
Gasket	Silicone rubber
Cable gland	M16 rubber grommet
Glass	Tempered
Gross weight	2,00 Kg

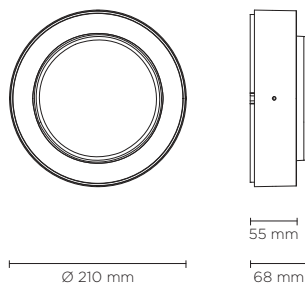


402801

FRAME MEDIUM ROUND

Designed by
NAVA + AROSIO

Round diam. 210mm surface mounted luminaire for outdoor installation on a façade/wall. Phospho-chromatised and polyester powder coated die-cast copper-free aluminium body, acid-etched tempered glass diffuser white painted internally, moulded silicone gasket and stainless steel screws. Built-in LED driver 220-240V 50-60Hz, with 36 x mid-power SAMSUNG 2835 LED. IP65 rating.



light source	light beam options	lumen output (lm)	lumin. efficacy (lm/w)
3000°K warm-white			
high-power led	diffused	808	50.50
4000°K neutral-white			
high-power led	diffused	844	52.75
2700°K CCT available on request			

Finish color options:

- Textured Grey
RAL 9006
- Anthracite Grey
RAL 7016
- Matt Black
(on request)

Technical features



Available on request



Technical data

Wattage	16 WATT
IP Rating	IP65
IK Rating	IK09
Material	High corrosion resistance extruded copper-free aluminum body
Coating	Polyester powder coating with phosphochromating pre-finish
Light source	36 x mid-power SAMSUNG 2835 LED
Screws	Stainless steel
Transformer	Electronic power supply 220/240V 50/60Hz built-in
Gasket	Silicone rubber
Glass	Acid-etched tempered glass diffuser white painted internally
Power cable	0,3 mt. power cable included
Gross weight	3,20 Kg



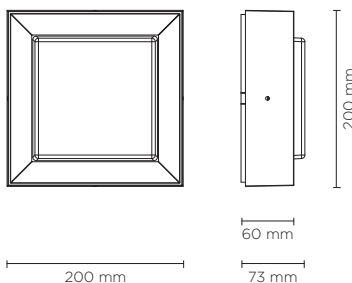


402802

FRAME MEDIUM SQUARE

Designed by
NAVA + AROSIO

Square 200x200mm surface mounted luminaire for outdoor installation on a façade/wall. Phospho-chromatised and polyester powder coated die-cast copper-free aluminium body, acid-etched tempered glass diffuser white painted internally, moulded silicone gasket and stainless steel screws. Built-in LED driver 220-240V 50-60Hz, with 36 x mid-power SAMSUNG 2835 LED. IP65 rating.



light source	light beam options	lumen output (lm)	lumin. efficacy (lm/w)
3000°K warm-white			
high-power led	diffused	808	50.50
4000°K neutral-white			
high-power led	diffused	844	52.75
2700°K CCT available on request			

Finish color options:

-  Textured Grey
RAL 9006
-  Anthracite Grey
RAL 7016
-  Matt Black
(on request)

Technical features



Available on request



Technical data

Wattage	16 WATT
IP Rating	IP65
IK Rating	IK09
Material	High corrosion resistance extruded copper-free aluminum body
Coating	Polyester powder coating with phosphochromating pre-finish
Light source	36 x mid-power SAMSUNG 2835 LED
Screws	Stainless steel
Transformer	Electronic power supply 220/240V 50/60Hz built-in
Gasket	Silicone rubber
Glass	Acid-etched tempered glass diffuser white painted internally
Power cable	0,3 mt. power cable included
Gross weight	3,50 Kg



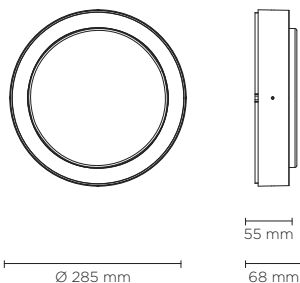


402803

FRAME MAXI ROUND

Designed by
NAVA + AROSIO

Round diam. 285mm surface mounted luminaire for outdoor installation on a façade/wall. Phospho-chromatised and polyester powder coated die-cast copper-free aluminium body, acid-etched tempered glass diffuser white painted internally, moulded silicone gasket and stainless steel screws. Built-in LED driver 220-240V 50-60Hz, with 48 x mid-power SAMSUNG 2835 LED. IP65 rating.



402803EM

OPTIONAL VERSION
WITH 3H EMERGENCY

Available on request

light source	light beam options	lumen output (lm)	lumin. efficacy (lm/w)
3000°K warm-white			
high-power led	diffused	1.010	50.50
4000°K neutral-white			
high-power led	diffused	1.055	52.75
2700°K CCT available on request			

Finish color options:

- Textured Grey
RAL 9006
- Anthracite Grey
RAL 7016
- Matt Black
(on request)

Technical features




Available on request



Technical data

Wattage	20WATT
IP Rating	IP65
IK Rating	IK09
Material	High corrosion resistance extruded copper-free aluminum body
Coating	Polyester powder coating with phosphochromating pre-finish
Light source	48 x mid-power SAMSUNG 2835 LED
Screws	Stainless steel
Transformer	Electronic power supply 220/240V 50/60Hz built-in
Gasket	Silicone rubber
Glass	Acid-etched tempered glass diffuser white painted internally
Power cable	0,3 mt. power cable included
Gross weight	4,20 Kg





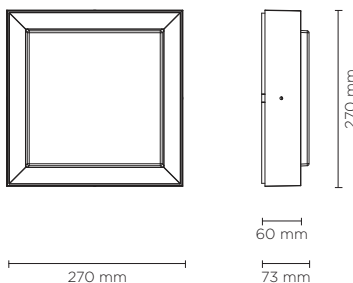


402804

FRAME MAXI SQUARE

Designed by
NAVA + AROSIO

Square 270x270mm surface mounted luminaire for outdoor installation on a façade/wall. Phospho-chromatised and polyester powder coated die-cast copper-free aluminium body, acid-etched tempered glass diffuser white painted internally, moulded silicone gasket and stainless steel screws. Built-in LED driver 220-240V 50-60Hz, with 48 x mid-power SAMSUNG 2835 LED. IP65 rating.



402804EM

OPTIONAL VERSION
WITH 3H EMERGENCY

Available on request

light source	light beam options	lumen output (lm)	lumin. efficacy (lm/w)
3000°K warm-white			
high-power led	diffused	1.010	50.50
4000°K neutral-white			
high-power led	diffused	1.055	52.75
2700°K CCT available on request			

Finish color options:

- Textured Grey RAL 9006
- Anthracite Grey RAL 7016
- Matt Black (on request)

Technical features





Available on request



Technical data

Wattage	20WATT
IP Rating	IP65
IK Rating	IK09
Material	High corrosion resistance extruded copper-free aluminum body
Coating	Polyester powder coating with phosphochromating pre-finish
Light source	48 x mid-power SAMSUNG 2835 LED
Screws	Stainless steel
Transformer	Electronic power supply 220/240V 50/60Hz built-in
Gasket	Silicone rubber
Glass	Acid-etched tempered glass diffuser white painted internally
Power cable	0,3 mt. power cable included
Gross weight	4,50 Kg









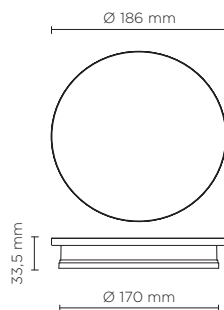


401701

ECLIPSE MINI ROUND

Designed by
PAOLO VILLA

Round wall surface-mounted luminaire creating a **diffused and discrete light through the fixture perimeter** on the wall. Fixture for outdoor installation on a wall. Phospho-chromatised and polyester powder coated die-cast copper-free aluminium body, frosted polycarbonate diffuser, moulded silicone gasket and stainless steel screws. Built-in LED driver 220-240V 50-60Hz, with low-power CREE LED. IP65 rating.



light source*	light beam options	lumen output (lm)	lumin. efficacy (lm/w)
---------------	--------------------	-------------------	------------------------

3000°K warm-white

low power led	360°	446	49,55
---------------	------	-----	-------

* Other light colors available on request: Neutral-white

Finish color options:

Textured Grey
RAL 9006

Anthracite Grey
RAL 7016

Matt Black
(on request)

Technical features

IP65

IK08

CE

5
YEARS



Technical data

Wattage	9 WATT
IP Rating	IP65
IK Rating	IK08
Material	High corrosion resistance die-cast copper-free aluminum body
Coating	Polyester powder coating with phosphochromating pre-finish
Light source	Low-power CREE LED
Screws	Stainless steel
Transformer	Electronic power supply 220/240V 50/60Hz built-in
Gasket	Silicone rubber
Rubber grommet	M12 Rutaseal® in EPDM
Diffuser	Polycarbonate
Gross weight	1,00 Kg






401702

ECLIPSE MINI SQUARE

Designed by
PAOLO VILLA

Square wall surface-mounted luminaire creating a **diffused and discrete light through the fixture perimeter** on the wall. Fixture for outdoor installation on a wall. Phospho-chromatised and polyester powder coated die-cast copper-free aluminium body, frosted polycarbonate diffuser, moulded silicone gasket and stainless steel screws. Built-in LED driver 220-240V 50-60Hz, with low-power CREE LED. IP65 rating.



light source*	light beam options	lumen output (lm)	lumin. efficacy (lm/w)
---------------	--------------------	-------------------	------------------------

3000°K warm-white

low power led	■ 360°	474	47.40
---------------	--------	-----	-------

* Other light colors available on request: Neutral-white

Finish color options:



■ Textured Grey RAL 9006	■ Anthracite Grey RAL 7016	■ Matt Black (on request)
-----------------------------	-------------------------------	------------------------------

Technical features



Technical data

Wattage	10 WATT
IP Rating	IP65
IK Rating	IK08
Material	High corrosion resistance die-cast copper-free aluminium body
Coating	Polyester powder coating with phosphochromating pre-finish
Light source	Low-power CREE LED
Screws	Stainless steel
Transformer	Electronic power supply 220/240V 50/60Hz built-in
Gasket	Silicone rubber
Rubber grommet	M12 Rutaseal® in EPDM
Diffuser	Polycarbonate
Gross weight	1,00 Kg










401703

ECLIPSE MINI SQUARE 01

Designed by
PAOLO VILLA

Square wall surface-mounted luminaire creating a **mono-directional wall-washer lighting effect** on the wall. Fixture for outdoor installation on a wall. Phospho-chromatised and polyester powder coated die-cast copper-free aluminium body, frosted polycarbonate diffuser, moulded silicone gasket and stainless steel screws. Built-in LED driver 220-240V 50-60Hz, with 6 mid-power CREE XH-G LED. IP65 rating.



light source*	light beam options	lumen output (lm)	lumin. efficacy (lm/w)
---------------	--------------------	-------------------	------------------------

3000°K warm-white

mid power led	30°	350	87,50
---------------	-----	-----	-------

* Other light colors available on request: Neutral-white

Finish color options:

Textured Grey RAL 9006	Anthracite Grey RAL 7016	Matt Black (on request)
---------------------------	-----------------------------	----------------------------

Technical features



Technical data

Wattage	4 WATT
IP Rating	IP65
IK Rating	IK08
Material	High corrosion resistance die-cast copper-free aluminum body
Coating	Polyester powder coating with phosphochromating pre-finish
Light source	Nr. 6 mid-power CREE XH-G LED
Screws	Stainless steel
Transformer	Electronic power supply 220/240V 50/60Hz built-in
Gasket	Silicone rubber
Rubber grommet	M12 Rutaseal® in EPDM
Diffuser	Polycarbonate
Gross weight	1,00 Kg






401704

ECLIPSE MINI SQUARE 02


Designed by
PAOLO VILLA

Square wall surface-mounted luminaire creating a **bi-directional (up&down) wall-washer lighting effect** on the wall. Fixture for outdoor installation on a wall. Phospho-chromatised and polyester powder coated die-cast copper-free aluminium body, frosted polycarbonate diffuser, moulded silicone gasket and stainless steel screws. Built-in LED driver 220-240V 50-60Hz, with 2x6 mid-power CREE XH-G LED. IP65 rating.



light source*	light beam options	lumen output (lm)	lumin. efficacy (lm/w)
---------------	--------------------	-------------------	------------------------

3000°K warm-white

mid power led	 2 x 30°	2 x 350	87,50
---------------	---	---------	-------

* Other light colors available on request: Neutral-white

Finish color options:


 Textured Grey RAL 9006	 Anthracite Grey RAL 7016	 Matt Black (on request)
--	---	--

Technical features



Technical data

Wattage	8 WATT
IP Rating	IP65
IK Rating	IK08
Material	High corrosion resistance die-cast copper-free aluminium body
Coating	Polyester powder coating with phosphochromating pre-finish
Light source	Nr. 2 x 6 mid-power CREE XH-G LED
Screws	Stainless steel
Transformer	Electronic power supply 220/240V 50/60Hz built-in
Gasket	Silicone rubber
Rubber grommet	M12 Rutaseal® in EPDM
Diffuser	Polycarbonate
Gross weight	1,00 Kg



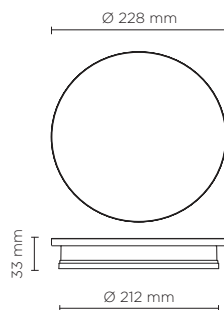


401705

ECLIPSE MEDIUM ROUND


Designed by
PAOLO VILLA

Round wall surface-mounted luminaire creating a **diffused and discrete light through the fixture perimeter** on the wall. Fixture for outdoor installation on a wall. Phospho-chromatised and polyester powder coated die-cast copper-free aluminium body, frosted polycarbonate diffuser, moulded silicone gasket and stainless steel screws. Built-in LED driver 220-240V 50-60Hz, with low-power CREE LED. IP65 rating.



light source*	light beam options	lumen output (lm)	lumin. efficacy (lm/w)
---------------	--------------------	-------------------	------------------------

3000°K warm-white

low power led	 360°	556	46.33
---------------	--	-----	-------

* Other light colors available on request: Neutral-white

Finish color options:


 Textured Grey RAL 9006	 Anthracite Grey RAL 7016	 Matt Black (on request)
--	---	--

Technical features



Technical data

Wattage	12 WATT
IP Rating	IP65
IK Rating	IK08
Material	High corrosion resistance die-cast copper-free aluminum body
Coating	Polyester powder coating with phosphochromating pre-finish
Light source	Low-power CREE LED
Screws	Stainless steel
Transformer	Electronic power supply 220/240V 50/60Hz built-in
Gasket	Silicone rubber
Rubber grommet	M16 Rutaseal® in EPDM
Diffuser	Polycarbonate
Gross weight	1,50 Kg






401706

ECLIPSE MEDIUM SQUARE

Designed by
PAOLO VILLA

Square wall surface-mounted luminaire creating a **diffused and discrete light through the fixture perimeter** on the wall. Fixture for outdoor installation on a wall. Phospho-chromatised and polyester powder coated die-cast copper-free aluminium body, frosted polycarbonate diffuser, moulded silicone gasket and stainless steel screws. Built-in LED driver 220-240V 50-60Hz, with low-power CREE LED. IP65 rating.



light source*	light beam options	lumen output (lm)	lumin. efficacy (lm/w)
3000°K warm-white			
low power led	<input checked="" type="checkbox"/> 360°	636	45.42

* Other light colors available on request: Neutral-white

Finish color options:



- Textured Grey
RAL 9006
- Anthracite Grey
RAL 7016
- Matt Black
(on request)

Technical features



Technical data

Wattage	14 WATT
IP Rating	IP65
IK Rating	IK08
Material	High corrosion resistance die-cast copper-free aluminium body
Coating	Polyester powder coating with phosphochromating pre-finish
Light source	Low-power CREE LED
Screws	Stainless steel
Transformer	Electronic power supply 220/240V 50/60Hz built-in
Gasket	Silicone rubber
Rubber grommet	M16 Rutaseal® in EPDM
Diffuser	Polycarbonate
Gross weight	1,50 Kg






401707

ECLIPSE MEDIUM SQUARE 01

Designed by
PAOLO VILLA

Square wall surface-mounted luminaire creating a **mono-directional wall-washer lighting effect** on the wall. Fixture for outdoor installation on a wall. Phospho-chromatised and polyester powder coated die-cast copper-free aluminium body, frosted polycarbonate diffuser, moulded silicone gasket and stainless steel screws. Built-in LED driver 220-240V 50-60Hz, with 14 mid-power CREE XH-G LED. IP65 rating.



light source*	light beam options	lumen output (lm)	lumin. efficacy (lm/w)
3000°K warm-white			
mid power led	30°	650	65.00

* Other light colors available on request: Neutral-white

Finish color options:

- Textured Grey
RAL 9006
- Anthracite Grey
RAL 7016
- Matt Black
(on request)

Technical features



Technical data

Wattage	10 WATT
IP Rating	IP65
IK Rating	IK08
Material	High corrosion resistance die-cast copper-free aluminum body
Coating	Polyester powder coating with phosphochromating pre-finish
Light source	Nr. 14 mid-power CREE XH-G LED
Screws	Stainless steel
Transformer	Electronic power supply 220/240V 50/60Hz built-in
Gasket	Silicone rubber
Rubber grommet	M16 Rutaseal® in EPDM
Diffuser	Polycarbonate
Gross weight	1,50 Kg






401708

ECLIPSE MEDIUM SQUARE 02

Designed by
PAOLO VILLA

Square wall surface-mounted luminaire creating a **bi-directional (up&down) wall-washer lighting effect** on the wall. Fixture for outdoor installation on a wall. Phospho-chromatised and polyester powder coated die-cast copper-free aluminium body, frosted polycarbonate diffuser, moulded silicone gasket and stainless steel screws. Built-in LED driver 220-240V 50-60Hz, with 2x14 mid-power CREE XH-G LED. IP65 rating.



light source*	light beam options	lumen output (lm)	lumin. efficacy (lm/w)
---------------	--------------------	-------------------	------------------------

3000°K warm-white

mid power led	2 x 30°	2 x 650	68.42
---------------	---------	---------	-------

* Other light colors available on request: Neutral-white

Finish color options:

Textured Grey
RAL 9006

Anthracite Grey
RAL 7016


Matt Black
(on request)

Technical features



Technical data

Wattage	19 WATT
IP Rating	IP65
IK Rating	IK08
Material	High corrosion resistance die-cast copper-free aluminum body
Coating	Polyester powder coating with phosphochromating pre-finish
Light source	Nr. 2 x 4 mid-power CREE XH-G LED
Screws	Stainless steel
Transformer	Electronic power supply 220/240V 50/60Hz built-in
Gasket	Silicone rubber
Rubber grommet	M16 Rutaseal® in EPDM
Diffuser	Polycarbonate
Gross weight	1,50 Kg



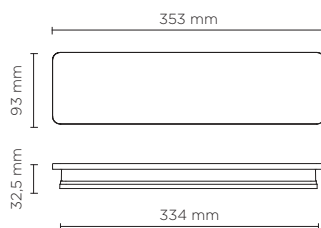


401709

ECLIPSE LINEAR 350

Designed by
PAOLO VILLA

Rectangular wall surface-mounted luminaire creating a **diffused and discrete light through the fixture perimeter** on the wall. Fixture for outdoor installation on a wall. Phospho-chromatised and polyester powder coated die-cast copper-free aluminium body, frosted polycarbonate diffuser, moulded silicone gasket and stainless steel screws. Built-in LED driver 220-240V 50-60Hz, with low-power CREE LED. IP65 rating.



light source*	light beam options	lumen output (lm)	lumin. efficacy (lm/w)
---------------	--------------------	-------------------	------------------------

3000°K warm-white

low power led	<input checked="" type="checkbox"/> 360°	584	41.71
---------------	--	-----	-------

* Other light colors available on request: Neutral-white

Finish color options:


<input type="checkbox"/> Textured Grey RAL 9006	<input type="checkbox"/> Anthracite Grey RAL 7016	<input type="checkbox"/> Matt Black (on request)
--	--	---

Technical features



Technical data

Wattage	14 WATT
IP Rating	IP65
IK Rating	IK08
Material	High corrosion resistance die-cast copper-free aluminum body
Coating	Polyester powder coating with phosphochromating pre-finish
Light source	Low power CREE LED
Screws	Stainless steel
Transformer	Electronic power supply 220/240V 50/60Hz built-in
Gasket	Silicone rubber
Rubber grommet	M16 Rutaseal® in EPDM
Diffuser	Polycarbonate
Gross weight	1,50 Kg



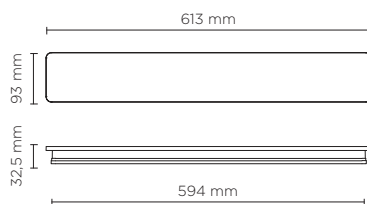


401710

ECLIPSE LINEAR 600

Designed by
PAOLO VILLA

Rectangular wall surface-mounted luminaire creating a **diffused and discrete light through the fixture perimeter** on the wall. Fixture for outdoor installation on a wall. Phosphochromatised and polyester powder coated die-cast copper-free aluminium body, frosted polycarbonate diffuser, moulded silicone gasket and stainless steel screws. Built-in LED driver 220-240V 50-60Hz, with low-power CREE LED. IP65 rating.



light source*	light beam options	lumen output (lm)	lumin. efficacy (lm/w)
---------------	--------------------	-------------------	------------------------

3000°K warm-white

low power led	▣ 360°	781	32.54
---------------	--------	-----	-------

* Other light colors available on request: Neutral-white

Finish color options:

 Textured Grey RAL 9006	 Anthracite Grey RAL 7016	 Matt Black (on request)
--	---	--

Technical features



Technical data

Wattage	24 WATT
IP Rating	IP65
IK Rating	IK08
Material	High corrosion resistance die-cast copper-free aluminum body
Coating	Polyester powder coating with phosphochromating pre-finish
Light source	Low power CREE LED
Screws	Stainless steel
Transformer	Electronic power supply 220/240V 50/60Hz built-in
Gasket	Silicone rubber
Rubber grommet	M16 Rutaseal® in EPDM
Diffuser	Polycarbonate
Gross weight	2,00 Kg

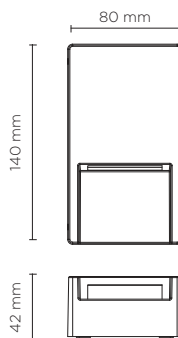






401607

SURF MINI RECTANGULAR

Rectangular wall surface-mounted luminaire for outdoor installation on a wall, no recess needed. Phospho-chromatised and polyester powder coated die-cast copper-free aluminium body, tempered safety glass, moulded silicone gasket and stainless steel screws. Built-in LED driver 220-240V 50-60Hz, with 6 mid-power CREE XH-G LED. IP65 rating.



light source	light beam options	lumen output (lm)	lumin. efficacy (lm/w)
3000°K warm-white			
mid power led	 floor washer 180°	350	87.50
4000°K neutral-white*			
mid power led	 floor washer 180°	368	92.00
2700°K CCT available on request			

* Available on request

Finish color options:



Technical features



Technical data

Wattage	4 WATT
IP Rating	IP65
IK Rating	IK08
Material	High corrosion resistance die-cast copper-free aluminum body and frame.
Coating	Polyester powder coating with phosphocromating pre-finish
Light source	NR. 6 x CREE XH-G LED
Screws	Stainless steel
Transformer	Electronic power supply 220/240V 50/60Hz built-in
Gasket	Silicone rubber
Glass	Tempered
Rubber grommet	M12 Rutaseal® in EPDM
Gross weight	0,60 Kg

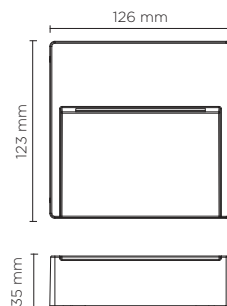






401602

SURF MINI SQUARE

Square wall surface-mounted luminaire for outdoor installation on a wall, no recess needed. Phospho-chromatised and polyester powder coated die-cast copper-free aluminium body, tempered safety glass, moulded silicone gasket and stainless steel screws. Built-in LED driver 220-240V 50-60Hz, with 6 mid-power CREE XH-G LED. IP65 rating.



light source	light beam options	lumen output (lm)	lumin. efficacy (lm/w)
3000°K warm-white			
mid power led	 floor washer 180°	350	87.50
4000°K neutral-white*			
mid power led	 floor washer 180°	368	92.00
2700°K CCT available on request			

* Available on request

Finish color options:

-  Textured Grey RAL 9006
-  Anthracite Grey RAL 7016
-  Matt Black (on request)


Technical features



Technical data

Wattage	4 WATT
IP Rating	IP65
IK Rating	IK08
Material	High corrosion resistance die-cast copper-free aluminum body and frame.
Coating	Polyester powder coating with phosphocromating pre-finish
Light source	NR. 6 x CREE XH-G LED
Screws	Stainless steel
Transformer	Electronic power supply 220/240V 50/60Hz built-in
Gasket	Silicone rubber
Glass	Tempered
Rubber grommet	M12 Rutaseal® in EPDM
Gross weight	0,60 Kg

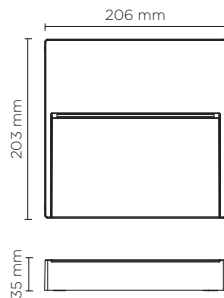






401604

SURF MEDIUM SQUARE

Square wall surface-mounted luminaire for outdoor installation on a wall, no recess needed. Phospho-chromatised and polyester powder coated die-cast copper-free aluminium body, tempered safety glass, moulded silicone gasket and stainless steel screws. Built-in LED driver 220-240V 50-60Hz, with 14 mid-power CREE XH-G LED. IP65 rating.



light source	light beam options	lumen output (lm)	lumin. efficacy (lm/w)
3000°K warm-white			
mid power led	 floor washer 180°	650	81.25
4000°K neutral-white*			
mid power led	 floor washer 180°	683	85.38
2700°K CCT available on request			

* Available on request

Finish color options:



Technical features



Technical data

Wattage	8 WATT
IP Rating	IP65
IK Rating	IK08
Material	High corrosion resistance die-cast copper-free aluminum body and frame.
Coating	Polyester powder coating with phosphochromating pre-finish
Light source	NR. 14 x CREE XH-G LED
Screws	Stainless steel
Transformer	Electronic power supply 220/240V 50/60Hz built-in
Gasket	Silicone rubber
Glass	Tempered
Rubber grommet	M16 Rutaseal® in EPDM
Gross weight	1,40 Kg

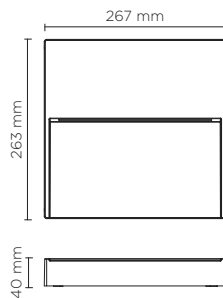






401606

SURF MAXI SQUARE

Square wall surface-mounted luminaire for outdoor installation on a wall, no recess needed. Phosphochromatised and polyester powder coated die-cast copper-free aluminium body, tempered safety glass, moulded silicone gasket and stainless steel screws. Built-in LED driver 220-240V 50-60Hz, with 21 mid-power CREE XH-G LED. IP65 rating.



light source	light beam options	lumen output (lm)	lumin. efficacy (lm/w)
3000°K warm-white			
mid power led	 floor washer 180°	1.000	71.43
4000°K neutral-white*			
mid power led	 floor washer 180°	1.050	75.00
2700°K CCT available on request			

* Available on request

Finish color options:

-  Textured Grey RAL 9006
-  Anthracite Grey RAL 7016
-  Matt Black (on request)


Technical features



Technical data

Wattage	14 WATT
IP Rating	IP65
IK Rating	IK08
Material	High corrosion resistance die-cast copper-free aluminum body and frame.
Coating	Polyester powder coating with phosphocromating pre-finish
Light source	NR. 21 x CREE XH-G LED
Screws	Stainless steel
Transformer	Electronic power supply 220/240V 50/60Hz built-in
Gasket	Silicone rubber
Glass	Tempered
Rubber grommet	M16 Rutaseal® in EPDM
Gross weight	2,00 Kg

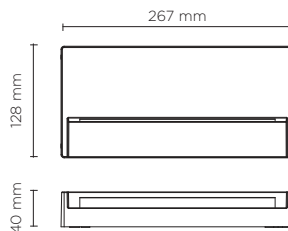






401608

SURF MAXI RECTANGULAR

Rectangular wall surface-mounted luminaire for outdoor installation on a wall, no recess needed. Phospho-chromatised and polyester powder coated die-cast copper-free aluminium body, tempered safety glass, moulded silicone gasket and stainless steel screws. Built-in LED driver 220-240V 50-60Hz, with 21 mid-power CREE XH-G LED. IP65 rating.



light source	light beam options	lumen output (lm)	lumin. efficacy (lm/w)
3000°K warm-white			
mid power led	 floor washer 180°	1.000	71.43
4000°K neutral-white*			
mid power led	 floor washer 180°	1.050	75.00
2700°K CCT available on request			

* Available on request

Finish color options:

-  Textured Grey RAL 9006
-  Anthracite Grey RAL 7016
-  Matt Black (on request)

Technical features




Technical data

Wattage	14 WATT
IP Rating	IP65
IK Rating	IK08
Material	High corrosion resistance die-cast copper-free aluminium body and frame.
Coating	Polyester powder coating with phosphocromating pre-finish
Light source	NR. 21 x CREE XH-G LED
Screws	Stainless steel
Transformer	Electronic power supply 220/240V 50/60Hz built-in
Gasket	Silicone rubber
Glass	Tempered
Rubber grommet	M16 Rutaseal® in EPDM
Gross weight	1,70 Kg



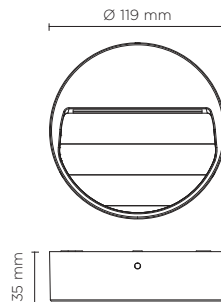






401601

SURF MINI ROUND

Round wall surface-mounted luminaire for outdoor installation on a wall, no recess needed. Phospho-chromatised and polyester powder coated die-cast copper-free aluminium body, tempered safety glass, moulded silicone gasket and stainless steel screws. Built-in LED driver 220-240V 50-60Hz, with 6 mid-power CREE XH-G LED. IP65 rating.



light source	light beam options	lumen output (lm)	lumin. efficacy (lm/w)
3000°K warm-white			
mid power led	 floor washer 180°	350	87.50
4000°K neutral-white*			
mid power led	 floor washer 180°	368	92.00
2700°K CCT available on request			

* Available on request

Finish color options:

 Textured Grey RAL 9006

 Anthracite Grey RAL 7016

 Matt Black (on request)

Technical features



Technical data

Wattage	4 WATT
IP Rating	IP65
IK Rating	IK08
Material	High corrosion resistance die-cast copper-free aluminum body and frame.
Coating	Polyester powder coating with phosphochromating pre-finish
Light source	NR. 6 x CREE XH-G LED
Screws	Stainless steel
Transformer	Electronic power supply 220/240V 50/60Hz built-in
Gasket	Silicone rubber
Glass	Tempered
Rubber grommet	M12 Rutaseal® in EPDM
Gross weight	0,60 Kg

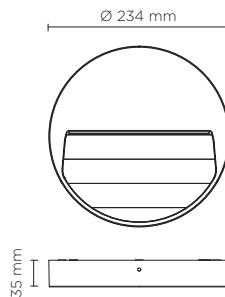






401603

SURF MEDIUM ROUND

Round wall surface-mounted luminaire for outdoor installation on a wall, no recess needed. Phospho-chromatised and polyester powder coated die-cast copper-free aluminium body, tempered safety glass, moulded silicone gasket and stainless steel screws. Built-in LED driver 220-240V 50-60Hz, with 14 mid-power CREE XH-G LED. IP65 rating.




light source	light beam options	lumen output (lm)	lumin. efficacy (lm/w)
3000°K warm-white			
mid power led	 floor washer 180°	650	81.25
4000°K neutral-white*			
mid power led	 floor washer 180°	683	85.38
2700°K CCT available on request			

* Available on request

Finish color options:

 Textured Grey RAL 9006

 Anthracite Grey RAL 7016


 Matt Black (on request)

Technical features



Technical data

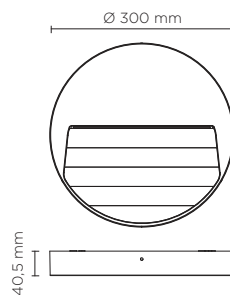
Wattage	8 WATT
IP Rating	IP65
IK Rating	IK08
Material	High corrosion resistance die-cast copper-free aluminum body and frame.
Coating	Polyester powder coating with phosphochromating pre-finish
Light source	NR. 14 x CREE XH-G LED
Screws	Stainless steel
Transformer	Electronic power supply 220/240V 50/60Hz built-in
Gasket	Silicone rubber
Glass	Tempered
Rubber grommet	M16 Rutaseal® in EPDM
Gross weight	1,40 Kg





401605

SURF MAXI ROUND

Round wall surface-mounted luminaire for outdoor installation on a wall, no recess needed. Phosphochromatised and polyester powder coated die-cast copper-free aluminium body, tempered safety glass, moulded silicone gasket and stainless steel screws. Built-in LED driver 220-240V 50-60Hz, with 21 mid-power CREE XH-G LED. IP65 rating.




light source	light beam options	lumen output (lm)	lumin. efficacy (lm/w)
3000°K warm-white			
mid power led	 floor washer 180°	1.000	71.43
4000°K neutral-white*			
mid power led	 floor washer 180°	1.050	75.00
2700°K CCT available on request			

* Available on request

Finish color options:

 Textured Grey RAL 9006

 Anthracite Grey RAL 7016

 Matt Black (on request)

Technical features

IP65

IK08

CE

5 YEARS



Technical data

Wattage	14 WATT
IP Rating	IP65
IK Rating	IK08
Material	High corrosion resistance die-cast copper-free aluminum body and frame.
Coating	Polyester powder coating with phosphochromating pre-finish
Light source	NR. 21 x CREE XH-G LED
Screws	Stainless steel
Transformer	Electronic power supply 220/240V 50/60Hz built-in
Gasket	Silicone rubber
Glass	Tempered
Rubber grommet	M16 Rutaseal® in EPDM
Gross weight	2,00 Kg



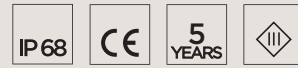


402101-402102

HYDROCOVE 5000

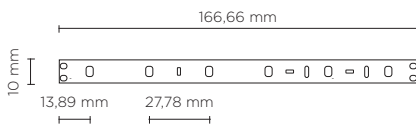
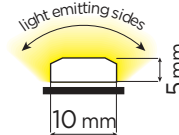
Cove light 5.000 mm length, 5 mm x 10 mm section, fully encapsulated flexible LED strip for linear lighting outdoor and indoor; LED circuit completely encapsulated with UV and high-resistant polyurethane sheath, with transparent finish, homogeneous light emission. LED brand Nichia 757. 24V DC remote driver needed. IP68 rated.

Technical features



Technical data

Material	High performances Polyurethane, UV resistant, saltwater resistant
	No yellowish after years
Light source	LED brand Nichia 757
Transformer	24V DC remote driver needed
	Supplied with Male/Female connectors for in-line installation



402101	HYDROCOVE X36 5000		
light source*	light beam options	lumen output (lm)	lumin. efficacy (lm/w)
3000°K warm-white			
low power led	diffused	510/meter	56.66

Finish color options:

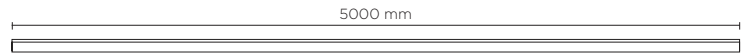
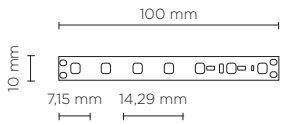
Transparent

remote driver selection

brand	manufacturer code	type	watt	IP rate	numbers of fixtures
Meanwell	LPV-60-24	constant voltage 24V DC	60W	IP67	1

Technical data

Wattage	9 WATT
IP Rating	IP68
	Cutttable every 166.66 mm
Light source	Nr. 36 LED per meter



402102 HYDROCOVE X70 5000

light source	light beam options	lumen output (lm)	lumin. efficacy (lm/w)
3000°K warm-white			
low power led	diffused	1.500/meter	83.33

Finish color options:

Transparent

Technical data

Wattage	18 WATT
IP Rating	IP68
	Cuttable every 100 mm
Light source	Nr. 70 LED per meter

remote driver selection

brand	manufacturer code	type	watt	IP rate	numbers of fixtures
Meanwell	LPV-100-24	constant voltage 24V DC	100W	IP67	1

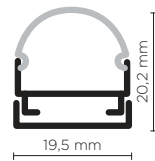
AC039 ALUMINUM LINEAR PROFILE FOR HYDROCOVE RANGE

1.000 mm Linear profile for Hydrocove, realized in anodized aluminum, to secure with screws. Ideal for straight installation on a wall or ceiling.



AC040 ROUND COVER - DIFFUSER

Round shape opal diffuser in polycarbonate, to be used with aluminum profile.



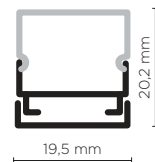
AC041 ROUND END CAP

Plastic end cap to close aluminum profile + round diffuser.



AC042 SQUARE COVER - DIFFUSER

Square shape opal diffuser in polycarbonate, to be used with aluminum profile.



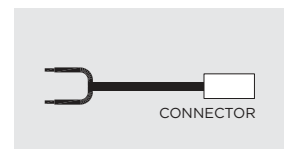
AC043 SQUARE END CAP


Plastic end cap to close aluminum profile + square diffuser.



AC054 LEADER CABLE FOR HYDROCOVE RANGE

Initial cable to connect the driver to first luminaire of an in-line installation of multiple luminaires, all connected to one driver. Kit contains two leader cables, one with male connector and one with female connector, to allow start the installation from both sides.


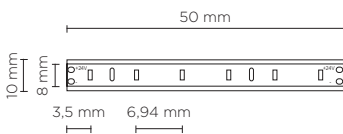
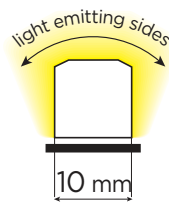





401801-02-03

HYDROFLEX MINI

1.000 / 3.000 / 5.000 mm length, 10mm x 10mm section, opal encapsulated flexible LED strip for linear lighting (straight or bended) outdoor and indoor wall-recessed installation; surface mounted version through installation accessories to be ordered separately. LED circuit completely encapsulated with UV and high-temperatures resistant Polyurethane sheath, with white (outside) and milky finish (over light emission), dot free and homogeneous light emission surface. Double power cable with male/female connectors included, suitable for in-line installation. Cuttable every 50 mm. Remote driver 24V DC needed. With low-power SMD3014 Lumileds LED. IP68 rating.



401801	HYDROFLEX MINI 1000		
light source	light beam options	lumen output (lm)	lumin. efficacy (lm/w)
3000°K warm-white			
low power led	 diffused	750	75.00

Finish color options:

Milky

remote driver selection

brand	manufacturer code	type	watt	IP rate	numbers of fixtures
Meanwell	LPV-20-24	constant voltage 24V DC	20W	IP67	1
Meanwell	LPV-35-24	constant voltage 24V DC	35W	IP67	min 1 - max 2
Meanwell	LPV-60-24	constant voltage 24V DC	60W	IP67	min 1 - max 5
Meanwell	LPV-100-24	constant voltage 24V DC	100W	IP67	min 1 - max 9

Technical features




Technical data


Material	High performances Polyurethane, UV resistant, saltwater resistant
	No yellowish after years
	Dot-free and homogeneous light emission
Light source	SMD3014 Lumileds LED
Transformer	24V DC remote driver needed
	Supplied with Male/Female connectors for in-line installation

Technical data

Wattage	10 WATT
IP Rating	IP68

3000 mm



401802	HYDROFLEX MINI 3000		
light source	light beam options	lumen output (lm)	lumin. efficacy (lm/w)
3000°K warm-white			
low power led	 diffused	2.250	75.00

Finish color options:
 Milky
remote driver selection


brand	manufacturer code	type	watt	IP rate	numbers of fixtures
Meanwell	LPV-35-24	constant voltage 24V DC	35W	IP67	1
Meanwell	LPV-100-24	constant voltage 24V DC	100W	IP67	min 1 - max 3

Technical data

Wattage	30 WATT
IP Rating	IP68

5000 mm



401803	HYDROFLEX MINI 5000		
light source	light beam options	lumen output (lm)	lumin. efficacy (lm/w)
3000°K warm-white			
low power led	 diffused	3.750	75.00

Finish color options:
 Milky
remote driver selection

brand	manufacturer code	type	watt	IP rate	numbers of fixtures
Meanwell	LPV-100-24	constant voltage 24V DC	100W	IP67	1

Technical data

Wattage	50 WATT
IP Rating	IP68

AC028 MOUNTING CLIP FOR HYDROFLEX MINI

Mounting clip for Hydroflex Mini, realized in Stainless steel, clip to be applied every 40 cm, to secure with screws. Ideal for bended installation on a wall or ceiling.

**AC029 ALUMINUM LINEAR PROFILE FOR HYDROFLEX MINI**

1.000 mm Linear profile for Hydroflex Mini, realized in Anodized aluminum.

**AC030 END CAP FOR HYDROFLEX MINI**

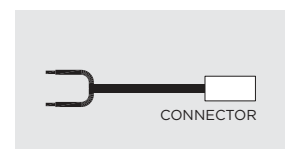

End cap for Hydroflex Mini, realized in Polyurethane, to be applied at the end of the line, after Hydroflex cut.

**AC059 CURVED STAINLESS STEEL PROFILE FOR HYDROFLEX MINI**

1.000 mm curved profile for Hydroflex Mini, realized in stainless steel AISI 304, to secure with screws. Ideal for curved installation.

**AC054 LEADER CABLE FOR HYDROFLEX RANGE**

Initial cable to connect the driver to first luminaire of an in-line installation of multiple luminaires, all connected to one driver. Kit contains two leader cables, one with male connector and one with female connector, to allow start the installation from both sides.

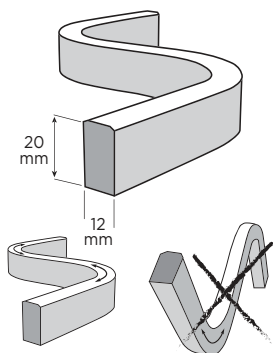
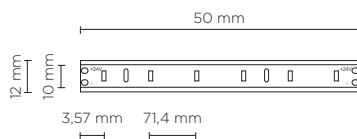




401804-05

HYDROFLEX SIDE

1.000 / 4.000 mm length, 20mm x 12mm section, opal encapsulated flexible LED strip for linear lighting (straight or bended) outdoor and indoor wall-recessed installation; surface mounted version through installation accessories to be ordered separately. LED circuit completely encapsulated with UV and high-temperatures resistant Polyurethane sheath, with white (outside) and milky finish (over light emission), dot free and homogeneous light emission surface. Double power cable with male/female connectors included, suitable for in-line installation. Cutable each 50 mm. Remote driver 24V DC needed. With low-power SMD3014 Lumileds LED. IP68 rating.




Technical features




Technical data

Material	High performances Polyurethane, UV resistant, saltwater resistant
	No yellowish after years
	Dot-free and homogeneous light emission
Light source	SMD3014 Lumileds LED
Transformer	24V DC remote driver needed
	Supplied with Male/Female connectors for in-line installation

NO LIGHT INTERRUPTION





401804		HYDROFLEX SIDE 1000		
light source	light beam options	lumen output (lm)	lumin. efficacy (lm/w)	
3000°K warm-white				
low power led	diffused	750	75.00	

Finish color options:

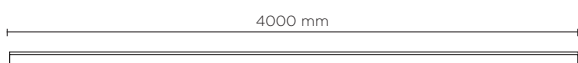
Milky

remote driver selection

brand	manufacturer code	type	watt	IP rate	numbers of fixtures
Meanwell	LPV-20-24	constant voltage 24V DC	20W	IP67	1
Meanwell	LPV-35-24	constant voltage 24V DC	35W	IP67	min 1 - max 2
Meanwell	LPV-60-24	constant voltage 24V DC	60W	IP67	min 1 - max 5
Meanwell	LPV-100-24	constant voltage 24V DC	100W	IP67	min 1 - max 9

Technical data

Wattage	10 WATT
IP Rating	IP68



401805		HYDROFLEX SIDE 4000		
light source	light beam options	lumen output (lm)	lumin. efficacy (lm/w)	
3000°K warm-white				
low power led	diffused	3.000	75.00	

Finish color options:

Milky

remote driver selection

brand	manufacturer code	type	watt	IP rate	numbers of fixtures
Meanwell	LPV-60-24	constant voltage 24V DC	60W	IP67	1
Meanwell	LPV-100-24	constant voltage 24V DC	100W	IP67	min 1 - max 2

Technical data

Wattage	40 WATT
IP Rating	IP68

AC031 MOUNTING CLIP FOR HYDROFLEX SIDE

Mounting clip for Hydroflex Side realized in Stainless steel, clip to be applied every 40 cm, to secure with screws. Ideal for bended installation on a wall or ceiling.



AC032 ALUMINUM LINEAR PROFILE FOR HYDROFLEX SIDE

1.000 mm Linear profile for Hydroflex Side, realized in Anodized aluminum.



AC033 END CAP FOR HYDROFLEX SIDE

End cap for Hydroflex Side, realized in Polyurethane, to be applied at the end of the line, after Hydroflex cut.



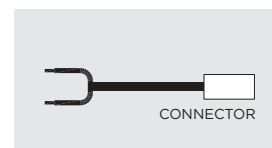
AC060 CURVED STAINLESS STEEL PROFILE FOR HYDROFLEX SIDE


1.000 mm curved profile for Hydroflex Side realized in stainless steel AISI 304, to secure with screws. Ideal for curved installation.



AC054 LEADER CABLE FOR HYDROFLEX RANGE

Initial cable to connect the driver to first luminaire of an in-line installation of multiple luminaires, all connected to one driver. Kit contains two leader cables, one with male connector and one with female connector, to allow start the installation from both sides.

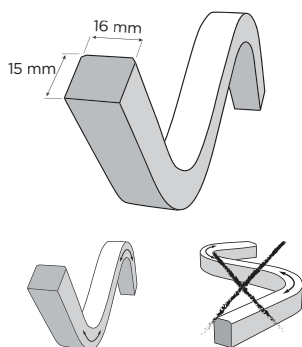
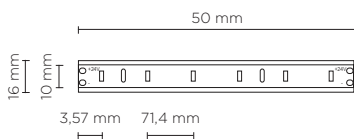
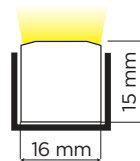




401806-07

HYDROFLEX TOP

1.000 / 4.000 mm length, 16mm x 15 mm section, opal encapsulated flexible LED strip for linear lighting (straight or bended) outdoor and indoor wall-recessed installation; surface mounted version through installation accessories to be ordered separately. LED circuit completely encapsulated with UV and high-temperatures resistant Polyurethane sheath, with white (outside) and milky finish (over light emission), dot free and homogeneous light emission surface. Double power cable with male/female connectors included, suitable for in-line installation. Cutable each 50 mm. Remote driver 24V DC needed. With low-power SMD3014 Lumileds LED. IP68 rating.




Technical features





Technical data

Material	High performances Polyurethane, UV resistant, saltwater resistant
	No yellowish after years
	Dot-free and homogeneous light emission
Light source	SMD3014 Lumileds LED
Transformer	24V DC remote driver needed
	Supplied with Male/Female connectors for in-line installation

NO LIGHT INTERRUPTION





401806		HYDROFLEX TOP 1000	
light source	light beam options	lumen output (lm)	lumin. efficacy (lm/w)
3000°K warm-white			
low power led	 diffused	750	75.00


Finish color options:


Milky

remote driver selection

brand	manufacturer code	type	watt	IP rate	numbers of fixtures
Meanwell	LPV-20-24	constant voltage 24V DC	20W	IP67	1
Meanwell	LPV-35-24	constant voltage 24V DC	35W	IP67	min 1 - max 2
Meanwell	LPV-60-24	constant voltage 24V DC	60W	IP67	min 1 - max 5
Meanwell	LPV-100-24	constant voltage 24V DC	100W	IP67	min 1 - max 9

4000 mm



401807		HYDROFLEX TOP 4000	
light source	light beam options	lumen output (lm)	lumin. efficacy (lm/w)
3000°K warm-white			
low power led	 diffused	3.000	75.00

Finish color options:

Milky

remote driver selection

brand	manufacturer code	type	watt	IP rate	numbers of fixtures
Meanwell	LPV-60-24	constant voltage 24V DC	60W	IP67	1
Meanwell	LPV-100-24	constant voltage 24V DC	100W	IP67	min 1 - max 2

AC034 MOUNTING CLIP FOR HYDROFLEX TOP

Mounting clip for Hydroflex Top, realized in Stainless steel, clip to be applied every 40 cm, to secure with screws. Ideal for bended installation on a wall or ceiling.



AC035 ALUMINUM LINEAR PROFILE FOR HYDROFLEX TOPSIDE

1.000 mm Linear profile for Hydroflex Top, realized in Anodized aluminum.



AC036 END CAP FOR HYDROFLEX TOP

End cap for Hydroflex Top, realized in Polyurethane, to be applied at the end of the line, after Hydroflex cut.



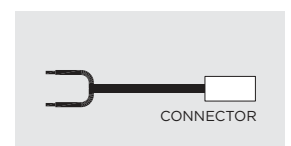

AC061 CURVED STAINLESS STEEL PROFILE FOR HYDROFLEX TOP

1.000 mm curved profile for Hydroflex Top realized in stainless steel AISI 304, to secure with screws. Ideal for curved installation.




AC054 LEADER CABLE FOR HYDROFLEX RANGE

Initial cable to connect the driver to first luminaire of an in-line installation of multiple luminaires, all connected to one driver. Kit contains two leader cables, one with male connector and one with female connector, to allow start the installation from both sides.



Technical data	
Wattage	10 WATT
IP Rating	IP68

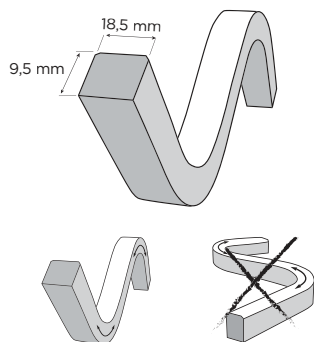
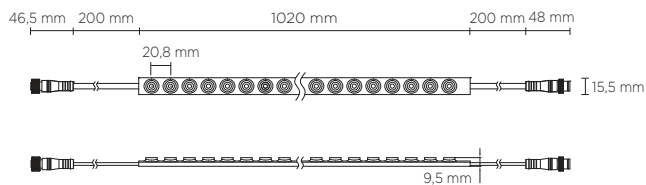
Technical data	
Wattage	40 WATT
IP Rating	IP68



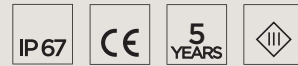
402901-02

HYDROFLEX OPTICS

1.000 / 4.000 mm length, 18.5mm x 9.5mm section, TOP bended encapsulated flexible LED strip for linear lighting, outdoor and indoor; LED circuit completely encapsulated with UV and high-temperatures resistant polyurethane sheath, complete with lenses for wall washing effect. Double power cable with male/female connectors included, suitable for in-line installation. Cuttable each 125 mm. Remote driver 24V DC needed. With nr. 48 Lumileds LED per meter. IP67 rating.




Technical features



Technical data

Wattage	18 WATT / meter
IP Rating	IP67
Material	High performances UV resistant polyurethane
Light source	Lumileds LED
Transformer	Constant voltage 24V DC remote power supply
Power cable	Supplied with male/female connectors and 20 cm cables for loop-in loop-out





402901		HYDROFLEX OPTICS 1000		
light source	light beam options	lumen output (lm)	lumin. efficacy (lm/w)	
3000°K warm-white				
led	M 30°	1.671	92.83	
led	M 60°	1.644	91.34	

Finish color options:

Milky

remote driver selection

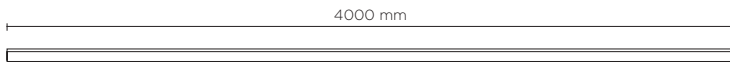
brand	manufacturer code	type	watt	IP rate	numbers of fixtures
Meanwell	LPV-20-24	constant voltage 24V DC	20W	IP67	1
Meanwell	LPV-60-24	constant voltage 24V DC	60W	IP67	min 1 - max 3
Meanwell	LPV-100-24	constant voltage 24V DC	100W	IP67	min 1 - max 5

Technical data

Wattage 18 WATT

IP Rating IP67

Gross weight 0,30 Kg



402902		HYDROFLEX OPTICS 4000		
light source	light beam options	lumen output (lm)	lumin. efficacy (lm/w)	
3000°K warm-white				
led	M 30°	6.684	92.83	
led	M 60°	6.576	91.34	

Finish color options:

Milky

remote driver selection

brand	manufacturer code	type	watt	IP rate	numbers of fixtures
Meanwell	LPV-100-24	constant voltage 24V DC	100W	IP67	1

Technical data

Wattage 72W (18W / meter)

IP Rating IP67

Gross weight 1,20 Kg

AC082 MOUNTING CLIP FOR HYDROFLEX OPTICS

Mounting clip for Hydroflex Optics realized in Stainless steel, clip to be applied every 40 cm, to secure with screws. Ideal for bended installations.



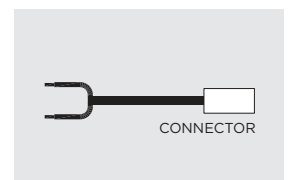

AC083 ALUMINUM LINEAR PROFILE FOR HYDROFLEX OPTICS


1.000 mm Linear profile for Hydroflex Optics realized in Anodized aluminum. Ideal for straight installations.



AC084 LEADER CABLE FOR HYDROFLEX OPTICS (MALE + FEMALE)

Initial cable to connect the driver to first luminaire of an in-line installation of multiple luminaires, all connected to one driver. Includes 1x male connector with 30 cm cable and 1x female connector with 30 cm cable.

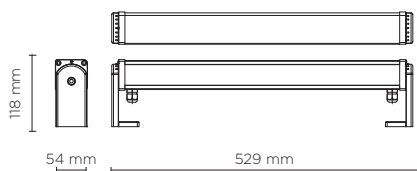




403005

LINE-B SLIGHT 17 ARMS

Linear luminaire for outdoor installation on a façade/wall, length 505 mm, Phosphochromatised and polyester powder coated extruded copper-free aluminium body, tempered safety glass, moulded silicone gaskets. Fixing system through two arms allowing product orientation. Special optics with "invisa-light" technology. Built-in LED driver 220-240V 50-60Hz, with 17 CREE XP-G2 LED. IP67 rating.



light source	light beam options	lumen output (lm)	lumin. efficacy (lm/w)
3000°K warm-white			
high-power led	15°	1.896	90.3
high-power led	35°	1.802	85.82
high-power led	55°	1.712	81.52
4000°K neutral-white			
high-power led	15°	1.976	94.11
high-power led	35°	1.877	89.39
high-power led	55°	1.783	84.90

Finish color options:

- Textured Grey RAL 9006
- Anthracite Grey RAL 7016
- Matt Black (on request)

Technical features




Available on request



Technical data

Wattage	21 WATT
IP Rating	IP67
IK Rating	IK09
Material	High corrosion resistance extruded copper-free aluminium body and fixing arms
Coating	Polyester powder coating with phosphochromating pre-finish
Light source	NR. 17 x 1 W CREE "XP-G2" LED
Screws	Stainless steel
Static weight resistance	Max 5000 Kg
Transformer	Electronic power supply 220/240V 50/60Hz built-in
Gasket	Silicone rubber
Glass	Tempered
Optics	Special optics with "invisa-light" technology
Cable gland	Double PG9
Power cable	1 mt. neoprene power cable included
Gross weight	2,50 Kg

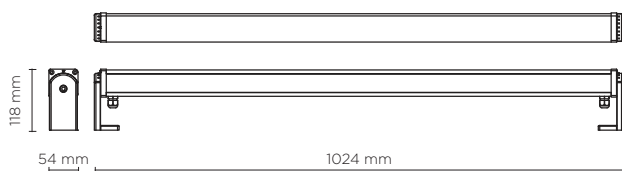




403006

LINE-B SLIGHT 35 ARMS

Linear luminaire for outdoor installation on a façade/wall, length 1.000mm, Phosphochromatised and polyester powder coated extruded copper-free aluminium body, tempered safety glass, moulded silicone gaskets. Fixing system through two arms allowing product orientation. Special optics with "invisa-light" technology. Built-in LED driver 220-240V 50-60Hz, with 35 CREE XP-G2 LED. IP67 rating.



light source	light beam options	lumen output (lm)	lumin. efficacy (lm/w)
3000°K warm-white			
high-power led	15°	3.502	89.79
high-power led	35°	3.326	85.29
high-power led	55°	3.160	81.02
4000°K neutral-white			
high-power led	15°	3.648	93.54
high-power led	35°	3.465	88.86
high-power led	55°	3.283	84.18

Finish color options:

- Textured Grey RAL 9006
- Anthracite Grey RAL 7016
- Matt Black (on request)

Technical features





Available on request



Technical data

Wattage	39 WATT
IP Rating	IP67
IK Rating	IK09
Material	High corrosion resistance extruded copper-free aluminium body and fixing arms
Coating	Polyester powder coating with phosphochromating pre-finish
Light source	NR. 35 x 1 W CREE "XP-G2" LED
Screws	Stainless steel
Static weight resistance	Max 5000 Kg
Transformer	Electronic power supply 220/240V 50/60Hz built-in
Gasket	Silicone rubber
Glass	Tempered
Optics	Special optics with "invisa-light" technology
Cable gland	Double PG9
Power cable	1 mt. neoprene power cable included
Gross weight	4,00 Kg

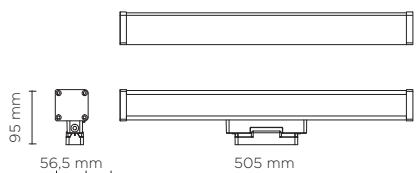




403007

LINE-B SLIGHT 17 BASE

Linear luminaire for outdoor installation on a façade/wall, length 505mm, Phosphochromatised and polyester powder coated extruded copper-free aluminium body, tempered safety glass, moulded silicone gaskets. Fixing system through central base allowing product orientation. Special optics with "invisa-light" technology. Built-in LED driver 220-240V 50-60Hz, with 17 CREE XP-G2 LED. IP67 rating.



light source	light beam options	lumen output (lm)	lumin. efficacy (lm/w)
3000°K warm-white			
high-power led	15°	1.896	90.3
high-power led	35°	1.802	85.82
high-power led	55°	1.712	81.52
4000°K neutral-white			
high-power led	15°	1.976	94.11
high-power led	35°	1.877	89.39
high-power led	55°	1.783	84.90

Finish color options:

- Textured Grey RAL 9006
- Anthracite Grey RAL 7016
- Matt Black (on request)

Technical features




Available on request



Technical data

Wattage	21 WATT
IP Rating	IP67
IK Rating	IK09
Material	High corrosion resistance extruded copper-free aluminium body and fixing base
Coating	Polyester powder coating with phosphochromating pre-finish
Light source	NR. 17 x 1 W CREE "XP-G2" LED
Screws	Stainless steel
Static weight resistance	Max 5000 Kg
Transformer	Electronic power supply 220/240V 50/60Hz built-in
Gasket	Silicone rubber
Glass	Tempered
Optics	Special optics with "invisa-light" technology
Cable gland	Double PG9
Power cable	1 mt. neoprene power cable included
Gross weight	2,50 Kg

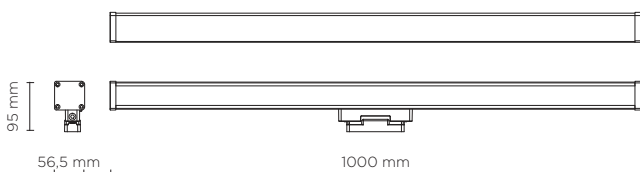




403008

LINE-B SLIGHT 35 BASE

Linear luminaire for outdoor installation on a façade/wall, length 1.000mm, Phosphochromatised and polyester powder coated extruded copper-free aluminium body, tempered safety glass, moulded silicone gaskets. Fixing system through central base allowing product orientation. Special optics with "invisa-light" technology. Built-in LED driver 220-240V 50-60Hz, with 35 CREE XP-G2 LED. IP67 rating.



light source	light beam options	lumen output (lm)	lumin. efficacy (lm/w)
3000°K warm-white			
high-power led	15°	3.502	89.79
high-power led	35°	3.326	85.29
high-power led	55°	3.160	81.02
4000°K neutral-white			
high-power led	15°	3.648	93.54
high-power led	35°	3.465	88.86
high-power led	55°	3.283	84.18

Finish color options:

- Textured Grey RAL 9006
- Anthracite Grey RAL 7016
- Matt Black (on request)

Technical features




Available on request



Technical data

Wattage	39 WATT
IP Rating	IP67
IK Rating	IK09
Material	High corrosion resistance extruded copper-free aluminium body and base
Coating	Polyester powder coating with phosphochromating pre-finish
Light source	NR. 35 x 1 W CREE "XP-G2" LED
Screws	Stainless steel
Static weight resistance	Max 5000 Kg
Transformer	Electronic power supply 220/240V 50/60Hz built-in
Gasket	Silicone rubber
Glass	Tempered
Optics	Special optics with "invisa-light" technology
Cable gland	Double PG9
Power cable	1 mt. neoprene power cable included
Gross weight	4,00 Kg





Technical features



Available on request



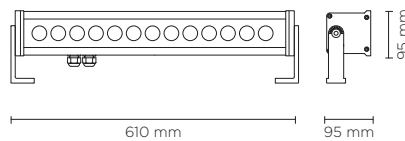
Technical data

Wattage	19.5 WATT
IP Rating	IP67
IK Rating	IK10
Material	High corrosion resistance extruded copper-free aluminum body
Coating	Polyester powder coating with phosphocromating pre-finish
Light source	NR. 13 x 1.5W CREE "XP-G3" LED
Screws	Stainless steel
Transformer	Electronic power supply 220/240V 50/60Hz built-in
Gasket	Silicone rubber
Glass	Tempered
Cable gland	Double PG13.5
Power cable	1 mt. neoprene power cable included
Gross weight	4,30 Kg

403003

LINE-B 13

Linear luminaire for outdoor installation on a façade/wall, length 610mm. Phosphochromatised and polyester powder coated extruded copper-free aluminium body, tempered safety glass, moulded silicone gasket and stainless steel screws. Built-in LED driver 220-240V 50-60Hz, with 13 CREE XP-G3 LED. IP67 rating.




light source	light beam options	lumen output (lm)	lumin. efficacy (lm/w)
3000°K warm-white			
high-power led	10°	1.872	96.00
high-power led	30°	1.779	91.25
high-power led	45°	1.690	86.67
4000°K neutral-white			
high-power led	10°	1.950	100.00
high-power led	30°	1.853	95.00
high-power led	45°	1.760	90.25
2700°K CCT available on request			

Finish color options:



STANDARD BRACKET (INCLUDED)



ACO03: Extensible brackets for hydroline-b die-cast aluminum (option to be ordered separately)

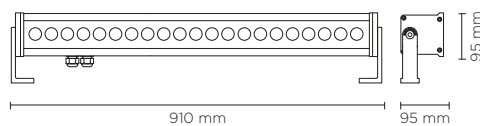




403004

LINE-B 21

Linear luminaire for outdoor installation on a façade/wall, length 910mm. Phosphochromatised and polyester powder coated extruded copper-free aluminium body, tempered safety glass, moulded silicone gasket and stainless steel screws. Built-in LED driver 220-240V 50-60Hz, with 21 CREE XP-G3 LED. IP67 rating.



light source	light beam options	lumen output (lm)	lumin. efficacy (lm/w)
3000°K warm-white			
high-power led	10°	3.024	96.00
high-power led	30°	2.873	91.25
high-power led	45°	2.729	86.67
4000°K neutral-white			
high-power led	10°	3.150	100.00
high-power led	30°	2.993	95.00
high-power led	45°	2.843	90.25
2700°K CCT available on request			

Finish color options:

- Textured Grey RAL 9006
- Anthracite Grey RAL 7016
- Matt Black (on request)

Technical features




Available on request



Technical data

Wattage	31.5 WATT
IP Rating	IP67
IK Rating	IK10
Material	High corrosion resistance extruded copper-free aluminum body
Coating	Polyester powder coating with phosphochromating pre-finish
Light source	NR. 21 x 1.5W CREE "XP-G3" LED
Screws	Stainless steel
Transformer	Electronic power supply 220/240V 50/60Hz built-in
Gasket	Silicone rubber
Glass	Tempered
Cable gland	Double PG13.5
Power cable	1 mt. neoprene power cable included
Gross weight	6,50 Kg

STANDARD BRACKET (INCLUDED)



ACO03: Extensible brackets for hydroline-b die-cast aluminum (option to be ordered separately)





402701-02-03-04

GRAZER

Linear wall mounted luminaire for outdoor installation for façade/wall grazing, length 500 mm or 1.000mm.

Anodized extruded copper-free aluminium body, tempered safety glass, moulded silicone gasket and stainless steel screws.

Remote 24V DC driver needed, with 9 to 36 CREE LED.
IP66 rating.



Technical features



Technical data

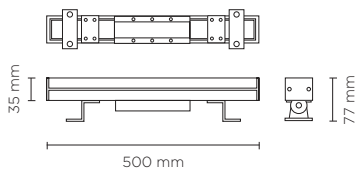
IP Rating	IP66
IK Rating	IK08
Material	Extruded aluminum
Remote driver	Constant voltage 24V DC
Gasket	Silicone rubber
Glass	Tempered
Power cable:	Input and output power cable for loop-in/loop-out installation, supplied with male and female connector



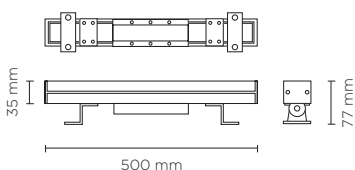
AC105
Jumper cable 1 meter
for single color
(m+f connector)

AC107
Jumper cable 2 meters
for single color
(m+f connector)

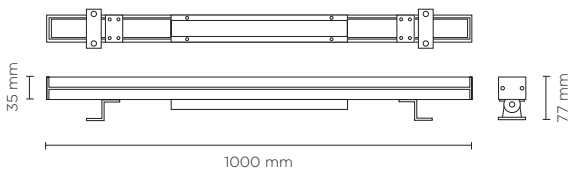




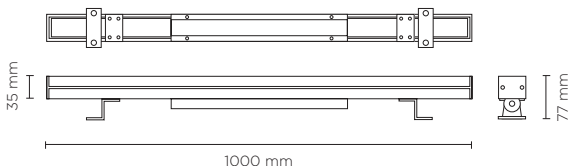
402701		GRAZER-9 500
light source	light beam options	lumen output (lm)
3000°K warm-white		
high-power led	8° / 20° / 30° / 60° / 15x30° / 10x60°	700
4000°K neutral-white		
high-power led	8° / 20° / 30° / 60° / 15x30° / 10x60°	720



402702		GRAZER-18 500
light source	light beam options	lumen output (lm)
3000°K warm-white		
high-power led	8° / 20° / 30° / 60° / 15x30° / 10x60°	1.400
4000°K neutral-white		
high-power led	8° / 20° / 30° / 60° / 15x30° / 10x60°	1.440



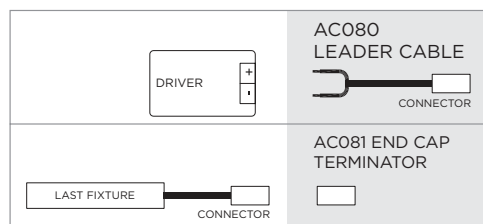
402703		GRAZER-18 1000
light source	light beam options	lumen output (lm)
3000°K warm-white		
high-power led	8° / 20° / 30° / 60° / 15x30° / 10x60°	1.400
4000°K neutral-white		
high-power led	8° / 20° / 30° / 60° / 15x30° / 10x60°	1.440



402704		GRAZER-36 1000
light source	light beam options	lumen output (lm)
3000°K warm-white		
high-power led	8° / 20° / 30° / 60° / 15x30° / 10x60°	2.820
4000°K neutral-white		
high-power led	8° / 20° / 30° / 60° / 15x30° / 10x60°	2.880

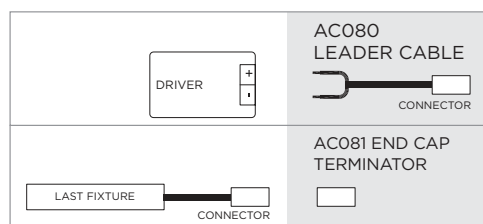
Technical data

Wattage	9 WATT
Voltage	24V DC
Length	500 mm
Light source	Nr. 9 CREE LED
Gross weight	2,00 Kg



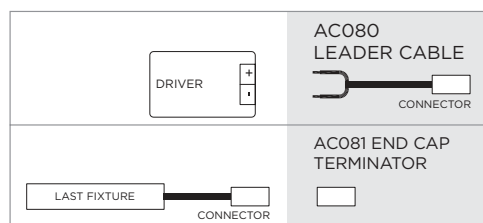
Technical data

Wattage	18 WATT
Voltage	24V DC
Length	500 mm
Light source	Nr. 18 CREE LED
Gross weight	2,00 Kg



Technical data

Wattage	18 WATT
Voltage	24V DC
Length	1.000 mm
Light source	Nr. 18 CREE LED
Gross weight	3,00 Kg



Technical data

Wattage	36 WATT
Voltage	24V DC
Length	1.000 mm
Light source	Nr. 36 CREE LED
Gross weight	3,00 Kg



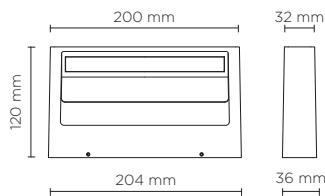
402401

HORIZON MINI 01

Designed by
PAOLO VILLA

Applique of rectangular shape for outdoor installation on a façade/wall, with single (1 side) light emission. Phospho-chromatised and polyester powder coated die-cast copper-free aluminium body, tempered frosted safety glass, moulded silicone gasket and stainless steel screws.

Built-in LED driver 220-240V 50-60Hz, with 10 mid-power CREE XH-G LED. IP65 rating.



Technical features





Technical data

Wattage	7 WATT
IP Rating	IP65
IK Rating	IK08
Material	High corrosion resistance die-cast copper-free aluminium body and fixing arms
Coating	Polyester powder coating with phosphochromating pre-finish
Light source	NR. 10 x CREE "XH-G" LED
Screws	Stainless steel
Transformer	Electronic power supply 220/240V 50/60Hz built-in
Gasket	Silicone rubber
Gross weight	1,50 Kg

light source*	light beam options	lumen output (lm)	lumin. efficacy (lm/w)
---------------	--------------------	-------------------	------------------------

3000°K warm-white

mid-power led	 mono directional  diffused	330	4714
---------------	--	-----	------

* Other light colors available on request: Neutral-white

Finish color options:

 Textured Grey RAL 9006	 Anthracite Grey RAL 7016	 Matt Black (on request)
--	---	--



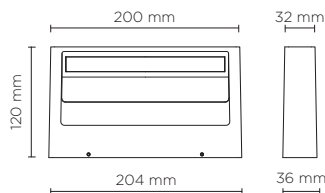


402402

HORIZON MINI 02

Designed by
PAOLO VILLA

Applique of rectangular shape for outdoor installation on a façade/wall, with double light emission (up/down). Phospho-chromatised and polyester powder coated die-cast copper-free aluminium body, tempered frosted safety glass, moulded silicone gasket and stainless steel screws. Built-in LED driver 220-240V 50-60Hz, with 20 mid-power CREE XH-G LED. IP65 rating.




Technical features



Technical data

Wattage	14 WATT
IP Rating	IP65
IK Rating	IK08
Material	High corrosion resistance die-cast copper-free aluminium body and fixing arms
Coating	Polyester powder coating with phosphochromating pre-finish
Light source	NR. 20 x CREE "XH-G" LED
Screws	Stainless steel
Transformer	Electronic power supply 220/240V 50/60Hz built-in
Gasket	Silicone rubber
Gross weight	1,50 Kg



light source*	light beam options	lumen output (lm)	lumin. efficacy (lm/w)
3000°K warm-white			
mid-power led	 bi-directional diffused	650	46.43

* Other light colors available on request: Neutral-white

Finish color options:





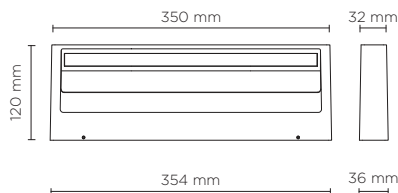




402403

HORIZON MEDIUM 01

Designed by
PAOLO VILLA

Applique of rectangular shape for outdoor installation on a façade/wall, with single (1 side) light emission. Phospho-chromatised and polyester powder coated die-cast copper-free aluminium body, tempered frosted safety glass, moulded silicone gasket and stainless steel screws. Built-in LED driver 220-240V 50-60Hz, with 21 mid-power CREE XH-G LED. IP65 rating.



light source*	light beam options	lumen output (lm)	lumin. efficacy (lm/w)
3000°K warm-white			
mid-power led	 mono directional  diffused	574	47,83

* Other light colors available on request: Neutral-white

Finish color options:



Technical features



Technical data

Wattage	12 WATT
IP Rating	IP65
IK Rating	IK08
Material	High corrosion resistance die-cast copper-free aluminium body and fixing arms
Coating	Polyester powder coating with phosphochromating pre-finish
Light source	NR. 21 x CREE "XH-G" LED
Screws	Stainless steel
Transformer	Electronic power supply 220/240V 50/60Hz built-in
Gasket	Silicone rubber
Gross weight	1,50 Kg






402404

HORIZON MEDIUM 02

Designed by
PAOLO VILLA

Applique of rectangular shape for outdoor installation on a façade/wall, with double light emission (up/down). Phospho-chromatised and polyester powder coated die-cast copper-free aluminium body, tempered frosted safety glass, moulded silicone gasket and stainless steel screws. Built-in LED driver 220-240V 50-60Hz, with 42 mid-power CREE XH-G LED. IP65 rating.



Technical features



Technical data

Wattage	23 WATT
IP Rating	IP65
IK Rating	IK08
Material	High corrosion resistance die-cast copper-free aluminium body and fixing arms
Coating	Polyester powder coating with phosphochromating pre-finish
Light source	NR. 42 x CREE "XH-G" LED
Screws	Stainless steel
Transformer	Electronic power supply 220/240V 50/60Hz built-in
Gasket	Silicone rubber
Gross weight	3,00 Kg

light source*	light beam options	lumen output (lm)	lumin. efficacy (lm/w)
---------------	--------------------	-------------------	------------------------

3000°K warm-white

mid-power led	 bi-directional diffused	1.204	52,35
---------------	---	-------	-------

* Other light colors available on request: Neutral-white

Finish color options:

 Textured Grey RAL 9006	 Anthracite Grey RAL 7016	 Matt Black (on request)
---	--	---



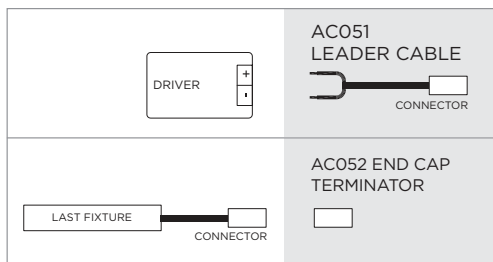
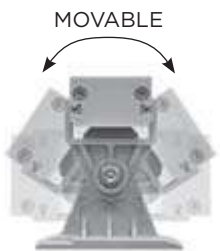
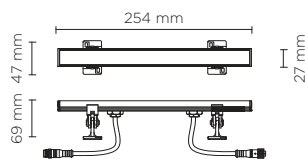




406008

TARGET 250

254 mm LED bar for outdoor installation on a wall; installation with two fixing holders, adjustable through 180°. Anodized aluminium body, tempered safety glass and stainless steel screws. Double power cable with male/female quick couplings included, suitable for in-line installation. Remote driver 24V DC needed. With nr. 6 x 0.5W Nichia mid-power LED. IP65 rating.



light source	light beam options	lumen output (lm)	lumin. efficacy (lm/w)
3000°K warm-white			
mid power led	40°	255	85

Finish color options:

Textured Grey RAL 9006

remote driver selection


brand	manufacturer code	type	watt	IP rate	numbers of fixtures
Meanwell	LPV-20-24	constant voltage 24V DC	20W	IP67	min 1 - max 5
Meanwell	LPV-35-24	constant voltage 24V DC	35W	IP67	min 1 - max 10
Meanwell	LPV-60-24	constant voltage 24V DC	60W	IP67	min 1 - max 16

Technical features



Technical data

Wattage	3 WATT
IP Rating	IP65
IK Rating	IK07
Material	Anodized aluminum silver finish
Light source	NR. 6 x 0.5W Nichia mid-power LED
Screws	Stainless steel
Transformer	Remote 24V DC driver needed
Adjustable	through 180 degrees
Cable	Double power cables included, supplied with male/female quick coupling for in-line installation
Glass	Tempered, 23 mm thickness
Gasket	Silicone rubber
Gross weight	0,20 Kg

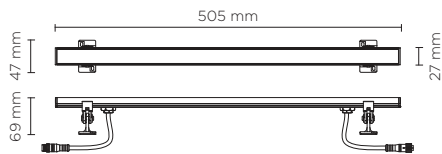




406006

TARGET 500

505 mm LED bar for outdoor installation on a wall; installation with two fixing holders, adjustable through 180°. Anodized aluminium body, tempered safety glass and stainless steel screws. Double power cable with male/female quick couplings included, suitable for in-line installation. Remote driver 24V DC needed. With nr. 12 x 0.5W Nichia mid-power LED. IP65 rating.

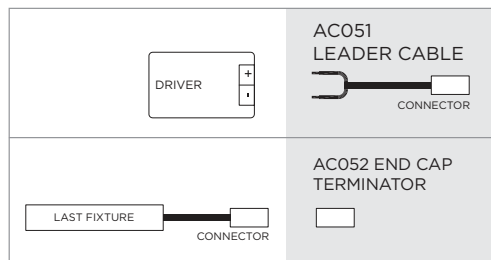
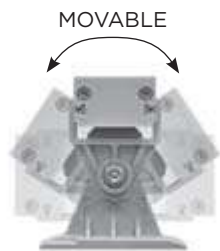



Technical features



Technical data

Wattage	6 WATT
IP Rating	IP65
IK Rating	IK07
Material	Anodized aluminum silver finish
Light source	NR. 12 x 0.5W Nichia mid-power LED
Screws	Stainless steel
Transformer	Remote 24V DC driver needed
Adjustable	through 180 degrees
Cable	Double power cables included, supplied with male/female quick coupling for in-line installation
Glass	Tempered, 23 mm thickness
Gasket	Silicone rubber
Gross weight	0,30 Kg



light source	light beam options	lumen output (lm)	lumin. efficacy (lm/w)
3000°K warm-white			
mid power led	40°	510	85

Finish color options:

Textured Grey RAL 9006

remote driver selection

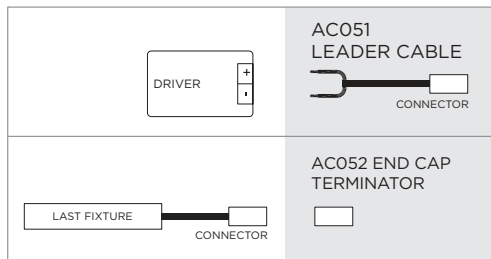
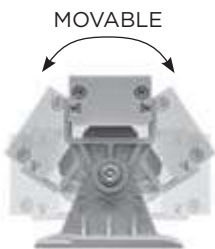
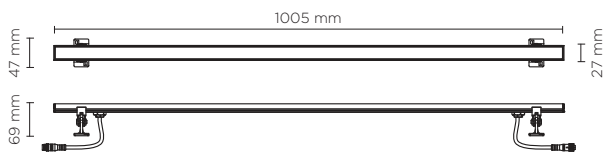
brand	manufacturer code	type	watt	IP rate	numbers of fixtures
Meanwell	LPV-20-24	constant voltage 24V DC	20W	IP67	min 1 - max 3
Meanwell	LPV-35-24	constant voltage 24V DC	35W	IP67	min 1 - max 5
Meanwell	LPV-60-24	constant voltage 24V DC	60W	IP67	min 1 - max 9



406007

TARGET 1000

1.005 mm LED bar for outdoor installation on a wall; installation with two fixing holders, adjustable through 180°. Anodized aluminium body, tempered safety glass and stainless steel screws. Double power cable with male/female quick couplings included, suitable for in-line installation. Remote driver 24V DC needed. With nr. 24 x 0.5W Nichia mid-power LED. IP65 rating.



light source	light beam options	lumen output (lm)	lumin. efficacy (lm/w)
--------------	--------------------	-------------------	------------------------

3000°K warm-white

mid power led	40°	1.020	85
---------------	-----	-------	----

Finish color options:

Textured Grey
RAL 9006

remote driver selection

brand	manufacturer code	type	watt	IP rate	numbers of fixtures
Meanwell	LPV-20-24	constant voltage 24V DC	20W	IP67	1
Meanwell	LPV-35-24	constant voltage 24V DC	35W	IP67	min 1 - max 2
Meanwell	LPV-60-24	constant voltage 24V DC	60W	IP67	min 1 - max 4
Meanwell	LPV-100-24	constant voltage 24V DC	100W	IP67	min 1 - max 8

Technical features



Technical data

Wattage	12 WATT
IP Rating	IP65
IK Rating	IK07
Material	Anodized aluminum silver finish
Light source	NR. 24 x 0.5W Nichia mid-power LED
Screws	Stainless steel
Transformer	Remote 24V DC driver needed
Adjustable	through 180 degrees
Cable	Double power cables included, supplied with male/female quick coupling for in-line installation
Glass	Tempered, 23 mm thickness
Gasket	Silicone rubber
Gross weight	0,50 Kg







WALL RECESSED

luminaire	lumen package	page
505000 NANOSTEP	50 - 863	404
504000 SURF RECESS	350 - 1.020	414
503000 LINE STEP	1.000 - 2.000	420
502000 STEP	60 - 410	422



505001

NANOSTEP ROUND XXS

Round shape wall-recessed luminaire for outdoor installation. Body and frontal cover in hard anodized aluminum with phospho-chromatised and polyester powder coating, tempered safety glass, moulded silicone gasket. Asymmetrical light distribution. Remote constant current 350mA driver needed, with 1 CREE XP-G2 LED. IP68 rating.

light source	light beam options	lumen output (lm)	lumin. efficacy (lm/w)
2700°K warm-white			
high-power led	15°	65	65.00
high-power led	30°	55	55.00
high-power led	45°	50	50.00
3000°K warm-white			
high-power led	15°	70	70.00
high-power led	30°	60	60.00
high-power led	45°	55	55.00
4000°K neutral-white			
high-power led	15°	80	80.00
high-power led	30°	70	70.00
high-power led	45°	65	65.00

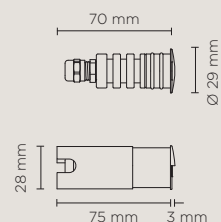
Finish color options:

- Textured Grey
RAL 9006
- Anthracite Grey
RAL 7016
- Matt Black
(on request)

remote driver selection

brand	manufacturer code	type	watt	IP rate	numbers of fixtures
ALVIT Italy	AL1435S-IP	constant current 350mA	14W	IP67	min 1 - max 8
Meanwell	LPC-20-350	constant current 350mA	16.8W	IP67	min 4 - max 12

Technical features



Technical data

Wattage	1 WATT
IP Rating	IP68
IK Rating	IK08
Material	Hard anodized aluminium body and trim
Coating	Polyester powder coating with phosphochromating pre-finish
Light source	Nr. 1 CREE XP-G2 LED
Remote driver	Constant current 350 mA
Gasket	Silicone rubber
Glass	Tempered
Cable gland	M12
Power cable	0.3 mt. neoprene power cable included
Gross weight	0,50 Kg



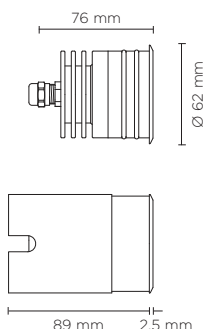




505002

NANOSTEP ROUND XS

Round shape wall-recessed luminaire for outdoor installation. Body and frontal cover in hard anodized aluminum with phosphochromatised and polyester powder coating, tempered safety glass, moulded silicone gasket. Asymmetrical oval wide light distribution. Remote constant current max 700mA driver needed, with 1 CREE XP-L LED. IP68 rating.



350 mA - LED POWER 1.2W

light source	light beam options	lumen output (lm)	lumin. efficacy (lm/w)
2700°K warm-white			
high-power led	8°	130	108.33
high-power led	40°	120	100.00
3000°K warm-white			
high-power led	8°	135	112.50
high-power led	40°	125	104.17
4000°K neutral-white			
high-power led	8°	145	120.83
high-power led	40°	135	112.50

Finish color options:









Technical features









Technical data

Wattage	MAX 2.5 WATT
IP Rating	IP68
IK Rating	IK08
Material	Hard anodized aluminum body and trim
Coating	Polyester powder coating with phosphochromating pre-finish
IK Rating	1 x CREE XP-L LED
Screws	Stainless steel
Remote driver	Constant current max 700mA
Gasket	Silicone rubber
Glass	Tempered
Cable gland	M12
Power cable	0.3 mt. power cable included
Gross weight	1,00 Kg

500 mA - LED POWER 1.7W

light source	light beam options	lumen output (lm)	lumin. efficacy (lm/w)
2700°K warm-white			
high-power led	 8°	184	108.33
high-power led	 40°	170	100.00
3000°K warm-white			
high-power led	 8°	191	112.50
high-power led	 40°	177	104.17
4000°K neutral-white			
high-power led	 8°	205	120.83
high-power led	 40°	191	112.50

700 mA - LED POWER 2.5W

light source	light beam options	lumen output (lm)	lumin. efficacy (lm/w)
2700°K warm-white			
high-power led	 8°	271	108.33
high-power led	 40°	250	100.00
3000°K warm-white			
high-power led	 8°	281	112.50
high-power led	 40°	260	104.17
4000°K neutral-white			
high-power led	 8°	302	120.83
high-power led	 40°	281	112.50

remote driver selection

brand	manufacturer code	type	watt	IP rate	numbers of fixtures
ALVIT Italy	AL1435S-IP	constant current 350mA	14W	IP67	min 1 - max 8
ALVIT Italy	AL1450S-IP	constant current 500mA	14W	IP67	min 1 - max 6
ALVIT Italy	AL1470S-IP	constant current 700mA	14W	IP67	min 1 - max 4

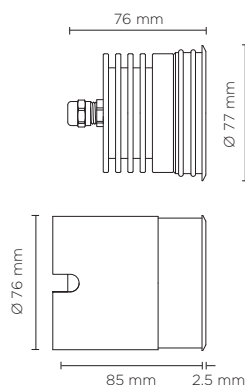







505003

NANOSTEP ROUND

Round shape wall-recessed luminaire for outdoor installation. Body and frontal cover in hard anodized aluminum with phospho-chromatised and polyester powder coating, tempered safety glass, moulded silicone gasket. Asymmetrical oval wide light distribution. Remote constant current max 700mA driver needed, with 1 CREE XHP35 LED. IP68 rating.



350 mA - LED POWER 5W

light source	light beam options	lumen output (lm)	lumin. efficacy (lm/w)
2700°K warm-white			
high-power led	 8°x35° ELLIPTICAL	460	92.00
3000°K warm-white			
high-power led	 8°x35° ELLIPTICAL	474	94.80
4000°K neutral-white			
high-power led	 8°x35° ELLIPTICAL	484	96.80

Finish color options:



Technical features






Technical data




Wattage	MAX 10 WATT
IP Rating	IP68
IK Rating	IK08
Material	Hard anodized aluminum body and trim
Coating	Polyester powder coating with phosphochromating pre-finish
IK Rating	1 x CREE XHP35 LED
Screws	Stainless steel
Remote driver	Constant current max 700mA
Gasket	Silicone rubber
Glass	Tempered
Cable gland	M12
Power cable	0.3 mt. power cable included
Gross weight	1,30 Kg



500 mA - LED POWER 8W

light source	light beam options	lumen output (lm)	lumin. efficacy (lm/w)
2700°K warm-white			
high-power led	 8°x35° ELLIPTICAL	622	77.75
3000°K warm-white			
high-power led	 8°x35° ELLIPTICAL	642	80.25
4000°K neutral-white			
high-power led	 8°x35° ELLIPTICAL	656	82.00

700 mA - LED POWER 10W

light source	light beam options	lumen output (lm)	lumin. efficacy (lm/w)
2700°K warm-white			
high-power led	 8°x35° ELLIPTICAL	836	83.60
3000°K warm-white			
high-power led	 8°x35° ELLIPTICAL	846	84.60
4000°K neutral-white			
high-power led	 8°x35° ELLIPTICAL	863	86.30

remote driver selection

brand	manufacturer code	type	watt	IP rate	numbers of fixtures
ALVIT Italy	AL1435S-IP	constant current 350mA	14W	IP67	min 1 - max 2
ALVIT Italy	AL1450S-IP	constant current 500mA	14W	IP67	1
ALVIT Italy	AL1470S-IP	constant current 700mA	14W	IP67	1
TCI Italy	152014/350	constant current 350mA	17W	IP68	min 1 - max 3
TCI Italy	152014/500	constant current 500mA	24W	IP68	min 1 - max 3
TCI Italy	152014/700	constant current 700mA	30W	IP68	min 1 - max 3

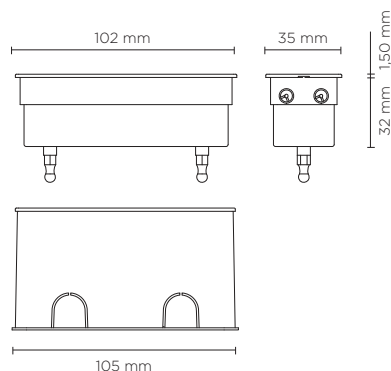







505004

NANOSTEP LINEAR

Linear shape wall-recessed luminaire for outdoor installation. Body and frontal cover in hard anodized aluminum with phospho-chromatised and polyester powder coating, tempered safety glass, moulded silicone gasket. Asymmetrical oval wide light distribution. Remote constant current max 700mA driver needed, with 3 CREE XP-G2 LED. IP68 rating.



350 mA - LED POWER 3W

light source	light beam options	lumen output (lm)	lumin. efficacy (lm/w)
2700°K warm-white			
high-power led	 10°x45° ELLIPTICAL	278	92.80
3000°K warm-white			
high-power led	 10°x45° ELLIPTICAL	284	94.80
4000°K neutral-white			
high-power led	 10°x45° ELLIPTICAL	290	96.80

Finish color options:



Technical features






Technical data




Wattage	MAX 6 WATT
IP Rating	IP68
IK Rating	IK08
Material	Hard anodized aluminum
Coating	Polyester powder coating with phosphochromating pre-finish
Light Source	3 x CREE XP-G2 LED
Screws	Stainless steel
Transformer	Electrical power supply 220/240V 50/60Hz built-in
Glass	Tempered
Power cable	0.3 mt. power cable included
Gross weight	0,50 Kg



500 mA - LED POWER 4.5W

light source	light beam options	lumen output (lm)	lumin. efficacy (lm/w)
2700°K warm-white			
high-power led	 10°x45° ELLIPTICAL	350	77.75
3000°K warm-white			
high-power led	 10°x45° ELLIPTICAL	360	80.25
4000°K neutral-white			
high-power led	 10°x45° ELLIPTICAL	369	82.00

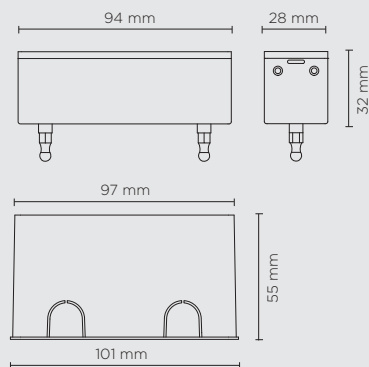

700 mA - LED POWER

light source	light beam options	lumen output (lm)	lumin. efficacy (lm/w)
2700°K warm-white			
high-power led	 10°x45° ELLIPTICAL	501	83.60
3000°K warm-white			
high-power led	 10°x45° ELLIPTICAL	507	84.60
4000°K neutral-white			
high-power led	 10°x45° ELLIPTICAL	518	86.30

505005

NANOSTEP LINEAR TRIMLESS

Trimless version, all other details are same as model 505004




remote driver selection

brand	manufacturer code	type	watt	IP rate	numbers of fixtures
ALVIT Italy	AL1435S-IP	constant current 350mA	14W	IP67	min 1 - max 4
ALVIT Italy	AL1450S-IP	constant current 500mA	14W	IP67	min 1 - max 3
ALVIT Italy	AL1470S-IP	constant current 700mA	14W	IP67	min 1 - max 2
TCI Italy	152014/350	constant current 350mA	17W	IP68	min 1 - max 5
TCI Italy	152014/500	constant current 500mA	24W	IP68	min 1 - max 5
TCI Italy	152014/700	constant current 700mA	30W	IP68	min 1 - max 4



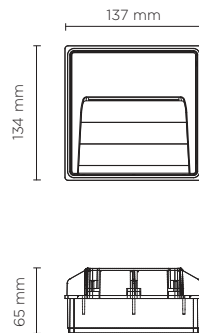






504001

SURF RECESS MINI

Square wall-recessed luminaire for outdoor installation, phospho-chromatised and polyester powder coated extruded copper-free aluminium body, tempered frosted glass diffuser, moulded silicone gaskets, polypropylene housing for recess. Built-in LED driver 220-240V 50-60Hz, with 6 CREE XH-G mid-power LED. IP65 rating.



light source	light beam options	lumen output (lm)	lumin. efficacy (lm/w)
3000°K warm-white			
mid power led	 floor washer 180°	350	87.50
4000°K neutral-white			
mid power led	 floor washer 180°	360	90.00
2700°K CCT available on request			

Finish color options:

-  Textured Grey RAL 9006
-  Anthracite Grey RAL 7016
-  Matt Black (on request)

Technical features




Technical data

Wattage	4 WATT
IP Rating	IP65
IK Rating	IK08
Material	High corrosion resistance die-cast copper-free aluminum body
Coating	Polyester powder coating with phosphochromating pre-finish
Light source	NR. 6 x CREE XH-G LED
Screws	Stainless steel
Transformer	Electrical power supply 220/240V 50/60Hz built-in
Gasket	Silicone rubber
Glass	Tempered
Cable gland	M12 rubber grommet
Power cable	0.10 mt power cable included
Gross weight	0,70 Kg
Included	Polypropylene housing for recess



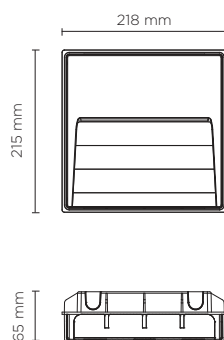






504002

SURF RECESS MEDIUM

Square wall-recessed luminaire for outdoor installation, phospho-chromatised and polyester powder coated extruded copper-free aluminium body, tempered frosted glass diffuser, moulded silicone gaskets, polypropylene housing for recess. Built-in LED driver 220-240V 50-60Hz, with 14 CREE XH-G mid-power LED. IP65 rating.



light source	light beam options	lumen output (lm)	lumin. efficacy (lm/w)
3000°K warm-white			
mid power led	 floor washer 180°	650	81.25
4000°K neutral-white			
mid power led	 floor washer 180°	660	82.50
2700°K CCT available on request			

Finish color options:




Technical features



Technical data

Wattage	8 WATT
IP Rating	IP65
IK Rating	IK08
Material	High corrosion resistance die-cast copper-free aluminum body
Coating	Polyester powder coating with phosphochromating pre-finish
Light source	NR. 14 x CREE XH-G LED
Screws	Stainless steel
Transformer	Electrical power supply 220/240V 50/60Hz built-in
Gasket	Silicone rubber
Glass	Tempered
Cable gland	M16 rubber grommet
Power cable	0.10 mt power cable included
Gross weight	1,50 Kg
Included	Polypropylene housing for recess

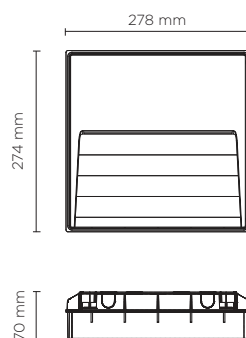






504003

SURF RECESS MAXI

Square wall-recessed luminaire for outdoor installation, phospho-chromatised and polyester powder coated extruded copper-free aluminium body, tempered frosted glass diffuser, moulded silicone gaskets, polypropylene housing for recess. Built-in LED driver 220-240V 50-60Hz, with 21 CREE XH-G mid-power LED. IP65 rating.



light source	light beam options	lumen output (lm)	lumin. efficacy (lm/w)
3000°K warm-white			
mid power led	 floor washer 180°	1.000	71.42
4000°K neutral-white			
mid power led	 floor washer 180°	1.020	72.86
2700°K CCT available on request			

Finish color options:

-  Textured Grey RAL 9006
-  Anthracite Grey RAL 7016
-  Matt Black (on request)

Technical features




Technical data

Wattage	14 WATT
IP Rating	IP65
IK Rating	IK08
Material	High corrosion resistance die-cast copper-free aluminum body
Coating	Polyester powder coating with phosphochromating pre-finish
Light source	NR. 21 x CREE XH-G LED
Screws	Stainless steel
Transformer	Electrical power supply 220/240V 50/60Hz built-in
Gasket	Silicone rubber
Glass	Tempered
Cable gland	M16 rubber grommet
Power cable	0.10 mt power cable included
Gross weight	2,10 Kg
Included	Polypropylene housing for recess





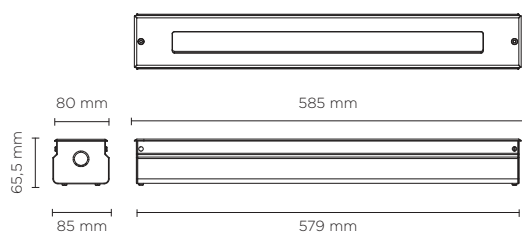




503001

LINE STEP 01

Linear wall-recessed luminaire for outdoor installation, length 500mm, Phosphochromatised and polyester powder coated extruded copper-free aluminium body and stainless steel AISI 304 frame, tempered frosted glass diffuser, moulded silicone gaskets, stainless steel recessing sleeve. Asymmetrical light distribution. Built-in LED driver 220-240V 50-60Hz, with 28 CREE XH-G mid-power LED. IP67 rating.



Technical features




Technical data

Wattage	17 WATT
IP Rating	IP67
IK Rating	IK09
Material	High corrosion resistance extruded copper-free aluminum body
Coating	Polyester powder coating with phosphochromating pre-finish
Trim	Stainless steel AISI 304
Light source	NR. 28 CREE XH-G mid-power LED
Screws	Stainless steel
Recessing sleeve	Stainless steel
Transformer	Electronic power supply 220/240V 50/60Hz built-in
Cable gland	Double PG9
Gasket	Silicone rubber
Glass	Tempered frosted diffuser
Power cable	1 mt. neoprene power cable included
Gross weight	4,00 Kg

light source	light beam options	lumen output (lm)	lumin. efficacy (lm/w)
3000°K warm-white			
mid power led	asymm 120°	1.000	58.82

Finish color options:

 Stainless Steel

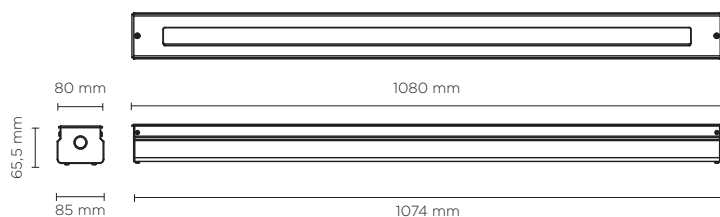




503002


LINE STEP 02

Linear ground-recessed luminaire for outdoor installation, length 1.000mm, Phosphochromatised and polyester powder coated extruded copper-free aluminium body and stainless steel AISI 304 frame, tempered frosted glass diffuser, moulded silicone gaskets, stainless steel recessing sleeve. Asymmetrical light distribution. Built-in LED driver 220-240V 50-60Hz, with 56 CREE XH-G mid-power LED. IP67 rating.



light source	light beam options	lumen output (lm)	lumin. efficacy (lm/w)
3000°K warm-white			
mid power led	asymm 120°	2.000	58.82

Finish color options:

 Stainless Steel


Technical features



Technical data

Wattage	34 WATT
IP Rating	IP67
IK Rating	IK09
Material	High corrosion resistance extruded copper-free aluminum body
Coating	Polyester powder coating with phosphochromating pre-finish
Trim	Stainless steel AISI 304
Light source	NR. 56 CREE XH-G mid-power LED
Screws	Stainless steel
Recessing sleeve	Stainless steel
Transformer	Electronic power supply 220/240V 50/60Hz built-in
Cable gland	Double PG9
Gasket	Silicone rubber
Glass	Tempered frosted diffuser
Power cable	1 mt. neoprene power cable included
Gross weight	7,00 Kg

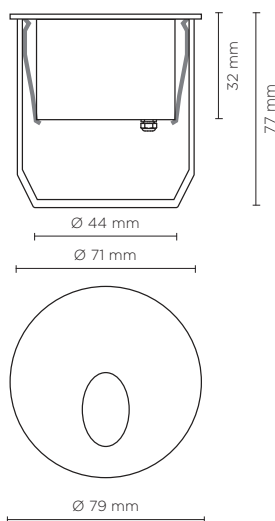




502014

STEP TONDO T 03

Recessed round steplight for outdoor installation in the wall, stainless steel AISI 316 body and frame, tempered safety glass, moulded silicone gasket and stainless steel screws. Built-in LED driver 220-240V 50-60Hz, with 1 high-power CREE LED. IP65 rating.



light source	light beam options	lumen output (lm)	lumin. efficacy (lm/w)
3000°K warm-white			
high-power led	80° asymmetric	60	60.00

Finish color options:

Textured Grey
 RAL 9006

Technical features



Technical data

Wattage	1 WATT
IP Rating	IP65
IK Rating	IK07
Body and frame	Stainless Steel AISI 316
Light source	NR. 1 x 1W CREE LED
Screws	Stainless steel
Transformer	Electronic power supply 220/240V 50/60Hz built-in
Cable	0.2 mt. neoprene power cable included
Gasket	Silicone rubber
Glass	Tempered
Gross weight	0,60 Kg
Included	Polypropilene recessing box

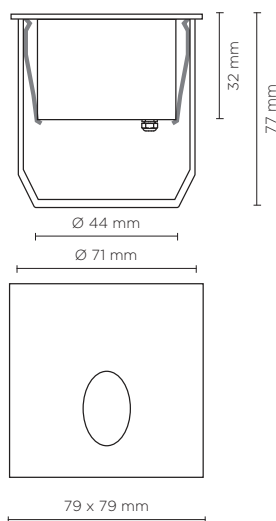




502015

STEP QUADRO Q 03

Recessed square steplight for outdoor installation in the wall, stainless steel AISI 316 body and frame, tempered safety glass, moulded silicone gasket and stainless steel screws. Built-in LED driver 220-240V 50-60Hz, with 1 high-power CREE LED. IP65 rating.



light source	light beam options	lumen output (lm)	lumin. efficacy (lm/w)
3000°K warm-white			
high-power led	80° asymmetric	60	60.00

Finish color options:

 Textured Grey
RAL 9006

Technical features



Technical data

Wattage	1 WATT
IP Rating	IP65
IK Rating	IK07
Body and frame	Stainless Steel AISI 316
Light source	NR. 1 x 1W CREE LED
Screws	Stainless steel
Transformer	Electronic power supply 220/240V 50/60Hz built-in
Cable	0.2 mt. neoprene power cable included
Gasket	Silicone rubber
Glass	Tempered
Gross weight	0,60 Kg
Included	Polypropilene recessing box

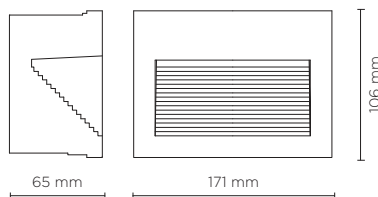




502018

STEP QUADRO Q 04

Recessed linear steplight for outdoor installation in the wall, phospho-chromatised and polyester powder coated die-cast copper-free aluminium body and frame, tempered frosted glass diffuser, polypropilene housing for recess, moulded silicone gasket and stainless steel screws. Built-in LED driver 220-240V 50-60Hz, with 24 low-power SMD3528 LED. IP65 rating.



light source	light beam options	lumen output (lm)	lumin. efficacy (lm/w)
3000°K warm-white			
SMD3528	120°	70	23.33

Finish color options:

Textured Grey
 RAL 9006


Technical features



Technical data

Wattage	3 WATT
IP Rating	IP65
IK Rating	IK08
Material	High corrosion resistance die-cast copper-free aluminum body and frame
Coating	Polyester powder coating with phosphocromating pre-finish
Light source	NR. 24 x SMD3528 LED
Screws	Stainless steel
Transformer	Electronic power supply 220/240V 50/60Hz built-in
Cable	0.50 mt. neoprene power cable included
Gasket	Silicone rubber
Glass	Tempered
Gross weight	0,85 Kg
Included	Polypropilene recessing box

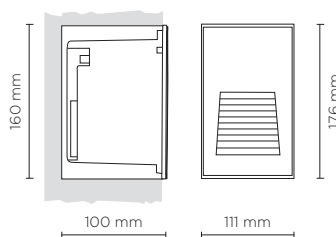




502019

STEP QUADRO Q 06

Recessed linear steplight for outdoor installation in the wall, phospho-chromatised and polyester powder coated die-cast copper-free aluminium body and frame, tempered frosted glass diffuser, polypropilene housing for recess, moulded silicone gasket and stainless steel screws. Built-in LED driver 220-240V 50-60Hz, with 24 low-power SMD3528 LED. IP65 rating.



light source	light beam options	lumen output (lm)	lumin. efficacy (lm/w)
3000°K warm-white			
SMD3528	120°	50	25.00

Finish color options:

■ Textured Grey
RAL 9006


Technical features



Technical data

Wattage	2 WATT
IP Rating	IP65
IK Rating	IK08
Material	High corrosion resistance die-cast copper-free aluminum body and frame
Coating	Polyester powder coating with phosphocromating pre-finish
Light source	NR. 18 x SMD3528 LED
Screws	Stainless steel
Transformer	Electronic power supply 220/240V 50/60Hz built-in
Cable	0.50 mt. neoprene power cable included
Gasket	Silicone rubber
Glass	Tempered
Gross weight	0,90 Kg
Included	Polypropilene recessing box

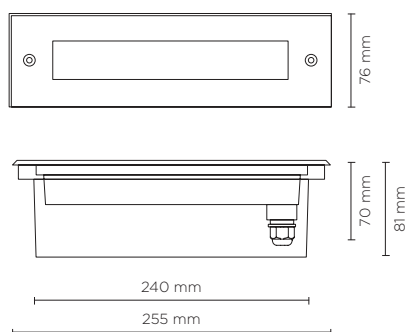




502010

STEP LINEAR 01

Recessed linear steplight for outdoor installation in the wall, phospho-chromatised and polyester powder coated die-cast copper-free aluminium body, stainless steel frame, tempered frosted glass diffuser, polypropilene housing for recess, moulded silicone gasket and stainless steel screws. Built-in LED driver 220-240V 50-60Hz, with 54 low-power SMD3528 LED. IP65 rating.



light source	light beam options	lumen output (lm)	lumin. efficacy (lm/w)
3000°K warm-white			
SMD3528	100°	140	20.00

Finish color options:

Stainless Steel


Technical features



Technical data

Wattage	7 WATT
IP Rating	IP65
IK Rating	IK08
Material	High corrosion resistance die-cast copper-free aluminum body
Coating	Polyester powder coating with phosphochromating pre-finish
Frame	Stainless Steel AISI 304
Light source	NR. 54 x SMD3528 LED
Screws	Stainless steel
Transformer	Electronic power supply 220/240V 50/60Hz built-in
Cable	0.5 mt. neoprene power cable included
Gasket	Silicone rubber
Glass	Tempered safety fully frosted
Gross weight	1,20 Kg
Included	Polypropilene recessing box

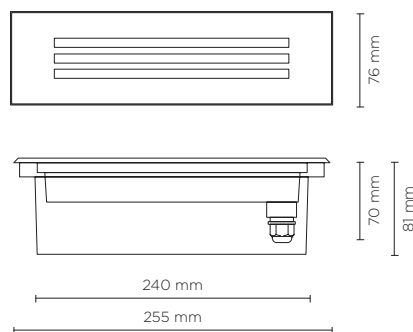




502011


STEP LINEAR 02

Recessed linear steplight for outdoor installation in the wall, phospho-chromatised and polyester powder coated die-cast copper-free aluminium body, stainless steel frame and grid, tempered frosted glass diffuser, polypropilene housing for recess, moulded silicone gasket and stainless steel screws. Built-in LED driver 220-240V 50-60Hz, with 54 low-power SMD3528 LED. IP65 rating.



light source	light beam options	lumen output (lm)	lumin. efficacy (lm/w)
3000°K warm-white			
SMD3528	100°	80	11.43

Finish color options:

 Stainless Steel

Technical features



Technical data

Wattage	7 WATT
IP Rating	IP65
IK Rating	IK08
Material	High corrosion resistance die-cast copper-free aluminum body
Coating	Polyester powder coating with phosphochromating pre-finish
Frame	Stainless Steel AISI 304
Light source	NR. 54 x SMD3528 LED
Screws	Stainless steel
Transformer	Electronic power supply 220/240V 50/60Hz built-in
Cable	0.5 mt. neoprene power cable included
Gasket	Silicone rubber
Glass	Tempered safety fully frosted
Gross weight	1,20 Kg
Included	Polypropilene recessing box

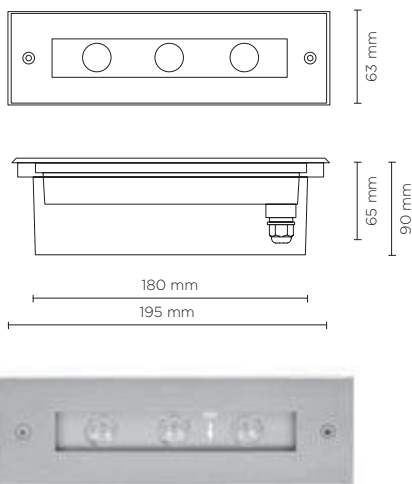





502012


STEP LINEAR 03

Recessed linear spotlight for outdoor installation in the wall, asymmetrical light distribution, phospho-chromatised and polyester powder coated die-cast copper-free aluminium body, stainless steel frame, tempered clear glass, polypropilene housing for recess, moulded silicone gasket and stainless steel screws. Built-in LED driver 220-240V 50-60Hz, with 3 high-power OSRAM LED. IP65 rating.



light source	light beam options	lumen output (lm)	lumin. efficacy (lm/w)
3000°K warm-white			
high power led	 45° x 35° asymmetric	230	76.67

Finish color options:

 Stainless Steel

Technical features

IP65

IK08

CE

5 YEARS



Technical data

Wattage	3 WATT
IP Rating	IP65
IK Rating	IK08
Material	High corrosion resistance die-cast copper-free aluminum body
Coating	Polyester powder coating with phosphochromating pre-finish
Frame	Stainless Steel AISI 304
Light source	NR. 3 x OSRAM LED
Screws	Stainless steel
Transformer	Electronic power supply 220/240V 50/60Hz built-in
Cable	0.5 mt. neoprene power cable included
Gasket	Silicone rubber
Glass	Tempered
Gross weight	0,90 Kg
Included	Polypropilene recessing box

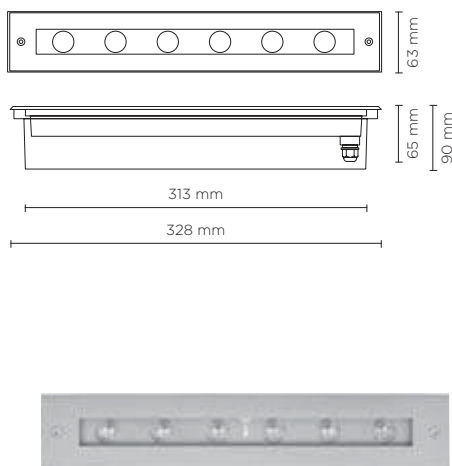





502013


STEP LINEAR 04

Recessed linear steplight for outdoor installation in the wall, asymmetrical light distribution, phospho-chromatised and polyester powder coated die-cast copper-free aluminium body, stainless steel frame, tempered clear glass, polypropilene housing for recess, moulded silicone gasket and stainless steel screws. Built-in LED driver 220-240V 50-60Hz, with 6 high-power OSRAM LED. IP65 rating.



light source	light beam options	lumen output (lm)	lumin. efficacy (lm/w)
3000°K warm-white			
high power led	 45° x 35° asymmetric	410	68.34

Finish color options:

 Stainless Steel


Technical features



Technical data

Wattage	6 WATT
IP Rating	IP65
IK Rating	IK08
Material	High corrosion resistance die-cast copper-free aluminum body
Coating	Polyester powder coating with phosphochromating pre-finish
Frame	Stainless Steel AISI 304
Light source	NR. 6 x OSRAM LED
Screws	Stainless steel
Transformer	Electronic power supply 220/240V 50/60Hz built-in
Cable	0.5 mt. neoprene power cable included
Gasket	Silicone rubber
Glass	Tempered
Gross weight	1,30 Kg
Included	Polypropilene recessing box

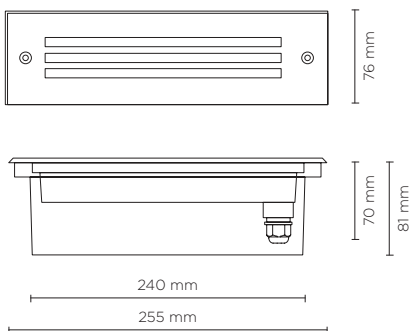




502016

STEP LINEAR 05

Recessed linear steplight for outdoor installation in the wall, phospho-chromatised and polyester powder coated die-cast copper-free aluminium body and frame, tempered frosted glass diffuser, polypropilene housing for recess, moulded silicone gasket and stainless steel screws. Built-in LED driver 220-240V 50-60Hz, with 54 low-power SMD3528 LED. IP65 rating.



light source	light beam options	lumen output (lm)	lumin. efficacy (lm/w)
3000°K warm-white			
SMD3528	120°	140	20.00

Finish color options:

■ Textured Grey
RAL 9006

Technical features



Technical data

Wattage	7 WATT
IP Rating	IP65
IK Rating	IK08
Material	High corrosion resistance die-cast copper-free aluminum body and frame.
Coating	Polyester powder coating with phosphochromating pre-finish
Light source	NR. 54 x SMD3528 LED
Screws	Stainless steel
Transformer	Electronic power supply 220/240V 50/60Hz built-in
Cable	0.5 mt. neoprene power cable included
Gasket	Silicone rubber
Glass	Tempered
Gross weight	1,05 Kg

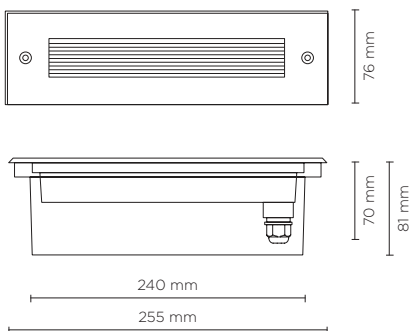




502017

STEP LINEAR 06

Recessed linear spotlight for outdoor installation in the wall, phospho-chromatised and polyester powder coated die-cast copper-free aluminium body and frame, tempered frosted glass diffuser, polypropilene housing for recess, moulded silicone gasket and stainless steel screws. Built-in LED driver 220-240V 50-60Hz, with 15 low-power SMD5630 LED. IP65 rating.



light source	light beam options	lumen output (lm)	lumin. efficacy (lm/w)
3000°K warm-white			
SMD5630	asymmetric 120°	180	25.71

Finish color options:

■ Textured Grey
RAL 9006

Technical features

IP65

IK08

CE

5 YEARS



Technical data

Wattage	7 WATT
IP Rating	IP65
IK Rating	IK08
Material	High corrosion resistance die-cast copper-free aluminum body and frame.
Coating	Polyester powder coating with phosphochromating pre-finish
Light source	NR. 15 x SMD5630 LED
Screws	Stainless steel
Transformer	Electronic power supply 220/240V 50/60Hz built-in
Cable	0.5 mt. neoprene power cable included
Gasket	Silicone rubber
Glass	Tempered
Gross weight	1,00 Kg

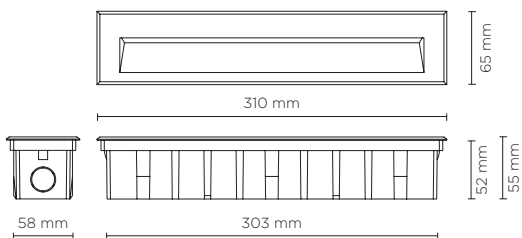





502020

STEP LINEAR 07

Recessed linear steplight for outdoor installation in the wall, phospho-chromatised and polyester powder coated die-cast copper-free aluminium body and frame, tempered frosted glass diffuser, polypropilene housing for recess, moulded silicone gasket and stainless steel screws. Built-in LED driver 220-240V 50-60Hz, with 30 low-power SMD5630 LED. IP65 rating.



light source	light beam options	lumen output (lm)	lumin. efficacy (lm/w)
3000°K warm-white			
low power led	 Asymmetric 120°	360	34.28

Finish color options:

 Textured Grey
RAL 9006

Technical features



Technical data

Wattage	10.5 WATT
IP Rating	IP65
IK Rating	IK08
Material	High corrosion resistance die-cast copper-free aluminum body and frame.
Coating	Polyester powder coating with phosphochromating pre-finish
Light source	NR. 30 x SMD5630 LED
Screws	Stainless steel
Transformer	Electronic power supply 220/240V 50/60Hz built-in
Cable	0.5 mt. neoprene power cable included
Gasket	Silicone rubber
Glass	Tempered
Gross weight	1,50 Kg







BOLLARDS

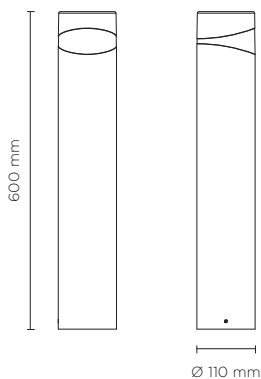
luminaire	lumen package	page
601800 BOULEVARD MINI	400 - 820	436
609000 BOULEVARD	800 - 1.600	438
601700 SECTOR	533 - 2.200	446
601500 PROMENADE	2.900 - 3.100	452
601900 SCOUT	350 - 665	456
602300 COINY	375 - 410	458
602100 TRON	1.100 - 2.100	462
601600 PERISCOPE	805 - 1.694	468
602200 ALDER	1.600 - 1.650	474



601801

BOULEVARD MINI 180

600mm height bollard, round shape, for outdoor surface installation, 180° light emission, phospho-chromatised and polyester powder coated extruded copper-free aluminium body, polycarbonate diffuser, moulded silicone gasket and stainless steel screws. Anchorage bolts included. Built-in LED driver 220-240V 50-60Hz, with 8 CREE JK3030 mid-power LED. IP65 rating.



light source	light beam options	lumen output (lm)	lumin. efficacy (lm/w)
3000°K warm-white			
mid-power led	180°	400	61.53
4000°K neutral-white			
mid-power led	180°	410	63.08

Finish color options:

- Textured Grey
RAL 9006
- Anthracite Grey
RAL 7016
- Matt Black
(on request)

Technical features



Available on request



Technical data

Wattage	6.5 WATT
IP Rating	IP65
IK Rating	IK10
Material	High corrosion resistance extruded copper-free aluminum body
Coating	Polyester powder coating with phosphochromating pre-finish
Light source	NR. 8 x CREE JK3030 LED
Screws	Stainless steel
Transformer	Electrical power supply 220/240V 50/60Hz built-in
Gasket	Silicone rubber
Diffuser	Polycarbonate diffuser
Gross weight	4,00 Kg






601802

BOULEVARD MINI 360

600mm height bollard, round shape, for outdoor surface installation, 360° light emission, phospho-chromatised and polyester powder coated extruded copper-free aluminium body, polycarbonate diffuser, moulded silicone gasket and stainless steel screws. Anchorage bolts included. Built-in LED driver 220-240V 50-60Hz, with 16 CREE JK3030 mid-power LED. IP65 rating.



light source	light beam options	lumen output (lm)	lumin. efficacy (lm/w)
3000°K warm-white			
mid-power led	• 360°	800	66.66
4000°K neutral-white			
mid-power led	• 360°	820	68.33

Finish color options:

- Textured Grey RAL 9006
- Anthracite Grey RAL 7016
- Matt Black (on request)

Technical features




Available on request



Technical data

Wattage	12 WATT
IP Rating	IP65
IK Rating	IK10
Material	High corrosion resistance extruded copper-free aluminum body
Coating	Polyester powder coating with phosphochromating pre-finish
Light source	NR. 16 x CREE JK3030 LED
Screws	Stainless steel
Transformer	Electrical power supply 220/240V 50/60Hz built-in
Gasket	Silicone rubber
Diffuser	Polycarbonate diffuser
Gross weight	4,00 Kg



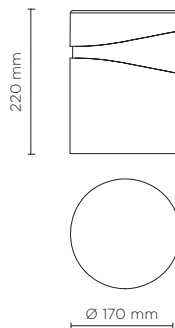



609001

BOULEVARD 01 180

Designed by
MOMO DESIGN

220mm height bollard, round shape, for outdoor surface installation, 180° light emission, phospho-chromatised and polyester powder coated die-cast copper-free aluminium body, polycarbonate diffuser, moulded silicone gasket and stainless steel screws. Anchorage bolts included. Built-in LED driver 220-240V 50-60Hz, with 12 CREE XH-G mid-power LED. IP65 rating.



light source*	light beam options	lumen output (lm)	lumin. efficacy (lm/w)
3000°K warm-white			
mid power led	 180°	800	88.88
2700°K CCT available on request			

* Other light colors available on request: Neutral-white

Finish color options:

-  Textured Grey
RAL 9006
-  Anthracite Grey
RAL 7016
-  Matt Black
(on request)

Technical features



Available on request



Technical data

Wattage	9 WATT
IP Rating	IP65
IK Rating	IK10
Material	High corrosion resistance die-cast copper-free aluminum body and frame.
Coating	Polyester powder coating with phosphochromating pre-finish
Light source	NR. 12 CREE XH-G mid-power LED
Screws	Stainless steel
Transformer	Electronic power supply 220/240V 50/60Hz built-in
Gasket	Silicone rubber
Diffuser	Polycarbonate diffuser
	Anchorage unit included
Gross weight	4,00 Kg



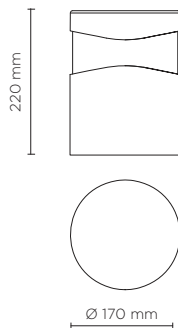



609002

BOULEVARD 01 360

Designed by
MOMO DESIGN

220mm height bollard, round shape, for outdoor surface installation, 360° light emission, phospho-chromatised and polyester powder coated die-cast copper-free aluminium body, polycarbonate diffuser, moulded silicone gasket and stainless steel screws. Anchorage bolts included. Built-in LED driver 220-240V 50-60Hz, with 24 CREE XH-G mid-power LED. IP65 rating.



light source*	light beam options	lumen output (lm)	lumin. efficacy (lm/w)
3000°K warm-white			
mid power led	 360°	1.600	84.21
2700°K CCT available on request			

* Other light colors available on request: Neutral-white

Finish color options:

-  Textured Grey RAL 9006
-  Anthracite Grey RAL 7016
-  Matt Black (on request)

Technical features



Available on request



Technical data

Wattage	18 WATT
IP Rating	IP65
IK Rating	IK10
Material	High corrosion resistance die-cast copper-free aluminum body and frame.
Coating	Polyester powder coating with phosphochromating pre-finish
Light source	NR. 24 CREE XH-G mid-power LED
Screws	Stainless steel
Transformer	Electronic power supply 220/240V 50/60Hz built-in
Gasket	Silicone rubber
Diffuser	Polycarbonate diffuser
	Anchorage unit included
Gross weight	4,20 Kg







609003

BOULEVARD 02 180

Designed by
MOMO DESIGN

600mm height bollard, round shape, for outdoor surface installation, 180° light emission, phospho-chromatised and polyester powder coated die-cast copper-free aluminium body, polycarbonate diffuser, moulded silicone gasket and stainless steel screws. Anchorage bolts included. Built-in LED driver 220-240V 50-60Hz, with 12 CREE XH-G mid-power LED. IP65 rating.



light source*	light beam options	lumen output (lm)	lumin. efficacy (lm/w)
3000°K warm-white			
mid power led	 180°	800	88.88
2700°K CCT available on request			

* Other light colors available on request: Neutral-white

Finish color options:

-  Textured Grey
RAL 9006
-  Anthracite Grey
RAL 7016
-  Matt Black
(on request)

Technical features



Available on request



Technical data

Wattage	9 WATT
IP Rating	IP65
IK Rating	IK10
Material	High corrosion resistance die-cast copper-free aluminum body and frame.
Coating	Polyester powder coating with phosphochromating pre-finish
Light source	NR. 12 CREE XH-G mid-power LED
Screws	Stainless steel
Transformer	Electronic power supply 220/240V 50/60Hz built-in
Gasket	Silicone rubber
Diffuser	Polycarbonate diffuser
	Anchorage unit included
Gross weight	5,50 Kg







609004

BOULEVARD 02 360

Designed by
MOMO DESIGN

600mm height bollard, round shape, for outdoor surface installation, 360° light emission, phospho-chromatised and polyester powder coated die-cast copper-free aluminium body, polycarbonate diffuser, moulded silicone gasket and stainless steel screws. Anchorage bolts included. Built-in LED driver 220-240V 50-60Hz, with 24 CREE XH-G mid-power LED. IP65 rating.



light source*	light beam options	lumen output (lm)	lumin. efficacy (lm/w)
3000°K warm-white			
mid power led	 360°	1.600	84.21

2700°K CCT available on request

* Other light colors available on request: Neutral-white

Finish color options:



Technical features



Available on request



Technical data

Wattage	18 WATT
IP Rating	IP65
IK Rating	IK10
Material	High corrosion resistance die-cast copper-free aluminium body and frame.
Coating	Polyester powder coating with phosphochromating pre-finish
Light source	NR. 24 CREE XH-G mid-power LED
Screws	Stainless steel
Transformer	Electronic power supply 220/240V 50/60Hz built-in
Gasket	Silicone rubber
Diffuser	Polycarbonate diffuser
	Anchorage unit included
Gross weight	5,70 Kg







609005

BOULEVARD 03 180

Designed by
MOMO DESIGN

1000mm height bollard, round shape, for outdoor surface installation, 180° light emission, phosphochromatised and polyester powder coated die-cast copper-free aluminium body, polycarbonate diffuser, moulded silicone gasket and stainless steel screws. Anchorage bolts included. Built-in LED driver 220-240V 50-60Hz, with 12 CREE XH-G mid-power LED. IP65 rating.



light source*	light beam options	lumen output (lm)	lumin. efficacy (lm/w)
3000°K warm-white			
mid power led	 180°	800	88.88
2700°K CCT available on request			

* Other light colors available on request: Neutral-white

Finish color options:

-  Textured Grey RAL 9006
-  Anthracite Grey RAL 7016
-  Matt Black (on request)

Technical features



Available on request



Technical data

Wattage	9 WATT
IP Rating	IP65
IK Rating	IK10
Material	High corrosion resistance die-cast copper-free aluminum body and frame.
Coating	Polyester powder coating with phosphochromating pre-finish
Light source	NR. 12 CREE XH-G mid-power LED
Screws	Stainless steel
Transformer	Electronic power supply 220/240V 50/60Hz built-in
Gasket	Silicone rubber
Diffuser	Polycarbonate diffuser
	Anchorage unit included
Gross weight	7,00 Kg







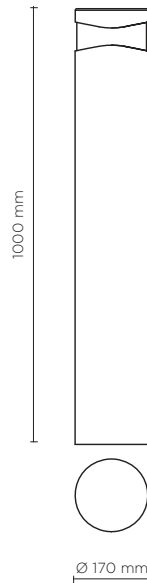


609006

BOULEVARD 03 360

Designed by
MOMO DESIGN

1000mm height bollard, round shape, for outdoor surface installation, 360° light emission, phosphochromatised and polyester powder coated die-cast copper-free aluminium body, polycarbonate diffuser, moulded silicone gasket and stainless steel screws. Anchorage bolts included. Built-in LED driver 220-240V 50-60Hz, with 24 CREE XH-G mid-power LED. IP65 rating.



light source*	light beam options	lumen output (lm)	lumin. efficacy (lm/w)
3000°K warm-white			
mid power led	360°	1.600	84.21
2700°K CCT available on request			

* Other light colors available on request: Neutral-white

Finish color options:

- Textured Grey RAL 9006
- Anthracite Grey RAL 7016
- Matt Black (on request)

Technical features




Available on request



Technical data

Wattage	18 WATT
IP Rating	IP65
IK Rating	IK10
Material	High corrosion resistance die-cast copper-free aluminum body and frame.
Coating	Polyester powder coating with phosphochromating pre-finish
Light source	NR. 24 CREE XH-G mid-power LED
Screws	Stainless steel
Transformer	Electronic power supply 220/240V 50/60Hz built-in
Gasket	Silicone rubber
Diffuser	Polycarbonate diffuser
	Anchorage unit included
Gross weight	7,20 Kg

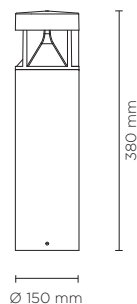




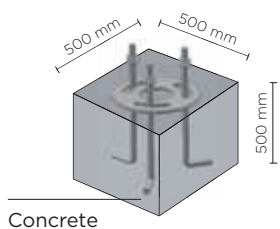
601701-04

SECTOR 380

380mm height bollard, round shape, for outdoor surface installation, from 1 to 4 light windows, phospho-chromatised and polyester powder coated extruded copper-free aluminium body, opaline tempered glass, moulded silicone gasket and stainless steel screws. Built-in LED driver 220-240V 50-60Hz, with NR. 1 x CREE XHP70 LED. IP66 rating.



AC053 - Base Plate



Technical features



Available on request

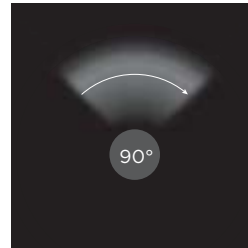


Technical data

IP Rating	IP66
IK Rating	IK10
Material	High corrosion resistance extruded copper-free aluminum body
Coating	Polyester powder coating with phosphochromating pre-finish
Screws	Stainless steel
Transformer	Electrical power supply 220/240V 50/60Hz built-in
Gasket	Silicone rubber
Glass	Tempered
Power cable:	1 meter included
Gross weight	Kg 4,50



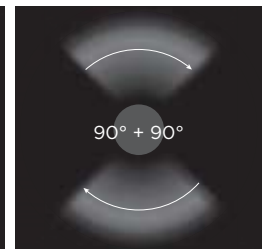
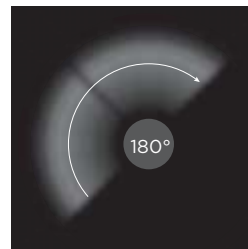
601701	SECTOR 380 01 - 6 WATT 220-240V 50-60 HZ		
light source*	light beam options	lumen output (lm)	lumin. efficacy (lm/w)
3000°K warm-white			
high power led	90°	533	88.83
4000°K neutral-white			
high power led	90°	550	91.66



Colors options

- Textured Grey RAL 9006
- Anthracite Grey RAL 7016
- Matt Black (on request)

601702	SECTOR 380 02 - 12 WATT 220-240V 50-60 HZ		
light source*	light beam options	lumen output (lm)	lumin. efficacy (lm/w)
3000°K warm-white			
high power led	180° or 90° + 90°	1.067	88.92
4000°K neutral-white			
high power led	180° or 90° + 90°	1.100	91.66



Colors options

- Textured Grey RAL 9006
- Anthracite Grey RAL 7016
- Matt Black (on request)

601703	SECTOR 380 03 - 18 WATT 220-240V 50-60 HZ		
light source*	light beam options	lumen output (lm)	lumin. efficacy (lm/w)
3000°K warm-white			
high power led	270°	1.600	88.88
4000°K neutral-white			
high power led	270°	1.650	91.66



Colors options

- Textured Grey RAL 9006
- Anthracite Grey RAL 7016
- Matt Black (on request)

601704	SECTOR 380 04 - 24 WATT 220-240V 50-60 HZ		
light source*	light beam options	lumen output (lm)	lumin. efficacy (lm/w)
3000°K warm-white			
high power led	360°	2.134	88.91
4000°K neutral-white			
high power led	360°	2.200	91.66



Colors options

- Textured Grey RAL 9006
- Anthracite Grey RAL 7016
- Matt Black (on request)



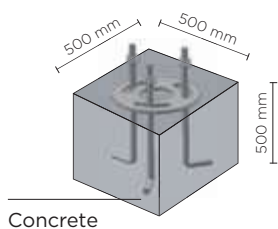
601705-08

SECTOR 650

650mm height bollard, round shape, for outdoor surface installation, from 1 to 4 light window, phospho-chromatised and polyester powder coated extruded copper-free aluminium body, opaline tempered glass, moulded silicone gasket and stainless steel screws. Built-in LED driver 220-240V 50-60Hz, with NR. 1 x CREE LED. IP66 rating.



AC053 - Base Plate



Technical features



Available on request

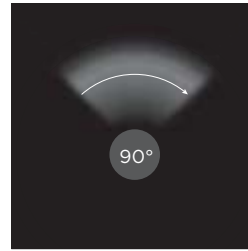


Technical data

IP Rating	IP66
IK Rating	IK10
Material	High corrosion resistance extruded copper-free aluminum body
Coating	Polyester powder coating with phosphochromating pre-finish
Screws	Stainless steel
Transformer	Electrical power supply 220/240V 50/60Hz built-in
Gasket	Silicone rubber
Glass	Tempered
Power cable:	1 meter included
Gross weight	Kg 6,00



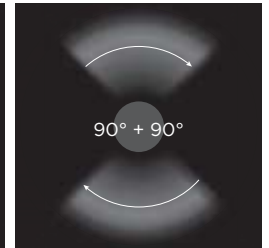

601705	SECTOR 650 01 - 6 WATT 220-240V 50-60 HZ		
light source*	light beam options	lumen output (lm)	lumin. efficacy (lm/w)
3000°K warm-white			
high power led	90°	533	88.83
4000°K neutral-white			
high power led	90°	550	91.66



Colors options

- Textured Grey RAL 9006
- Anthracite Grey RAL 7016
- Matt Black (on request)

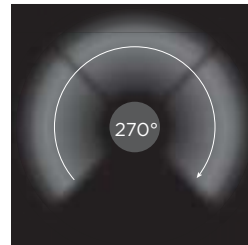
601706	SECTOR 650 02 - 12 WATT 220-240V 50-60 HZ		
light source*	light beam options	lumen output (lm)	lumin. efficacy (lm/w)
3000°K warm-white			
high power led	180° or 90° + 90°	1.067	88.92
4000°K neutral-white			
high power led	180° or 90° + 90°	1.100	91.66



Colors options

- Textured Grey RAL 9006
- Anthracite Grey RAL 7016
- Matt Black (on request)

601707	SECTOR 650 03 - 18 WATT 220-240V 50-60 HZ		
light source*	light beam options	lumen output (lm)	lumin. efficacy (lm/w)
3000°K warm-white			
high power led	270°	1.600	88.88
4000°K neutral-white			
high power led	270°	1.650	91.66



Colors options

- Textured Grey RAL 9006
- Anthracite Grey RAL 7016
- Matt Black (on request)

601708	SECTOR 650 04 - 24 WATT 220-240V 50-60 HZ		
light source*	light beam options	lumen output (lm)	lumin. efficacy (lm/w)
3000°K warm-white			
high power led	360°	2.134	88.91
4000°K neutral-white			
high power led	360°	2.200	91.66



Colors options


- Textured Grey RAL 9006
- Anthracite Grey RAL 7016
- Matt Black (on request)



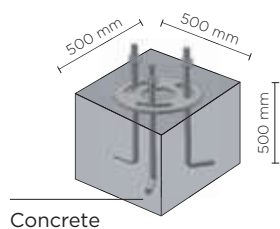
601709-12

SECTOR 1000

1.000mm height bollard, round shape, for outdoor surface installation, from 1 to 4 light window, phospho-chromatised and polyester powder coated extruded copper-free aluminium body, opaline tempered glass, moulded silicone gasket and stainless steel screws. Built-in LED driver 220-240V 50-60Hz, with NR. 1 x CREEXHP70 LED. IP66 rating.



AC053 - Base Plate



Technical features



Available on request

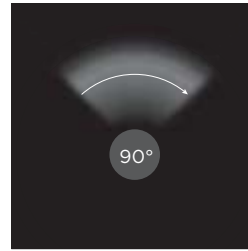


Technical data

IP Rating	IP66
IK Rating	IK10
Material	High corrosion resistance extruded copper-free aluminum body
Coating	Polyester powder coating with phosphochromating pre-finish
Screws	Stainless steel
Transformer	Electrical power supply 220/240V 50/60Hz built-in
Gasket	Silicone rubber
Glass	Tempered
Power cable:	1 meter included
Gross weight	Kg 8,00



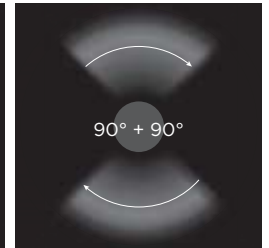

601709	SECTOR 1000 01 - 6 WATT 220-240V 50-60 HZ		
light source*	light beam options	lumen output (lm)	lumin. efficacy (lm/w)
3000°K warm-white			
high power led	90°	533	88.83
4000°K neutral-white			
high power led	90°	550	91.66



Colors options

- Textured Grey RAL 9006
- Anthracite Grey RAL 7016
- Matt Black (on request)

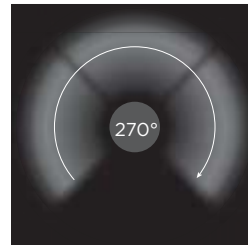
601710	SECTOR 1000 02 - 12 WATT 220-240V 50-60 HZ		
light source*	light beam options	lumen output (lm)	lumin. efficacy (lm/w)
3000°K warm-white			
high power led	180° or 90° + 90°	1.067	88.92
4000°K neutral-white			
high power led	180° or 90° + 90°	1.100	91.66



Colors options

- Textured Grey RAL 9006
- Anthracite Grey RAL 7016
- Matt Black (on request)

601711	SECTOR 1000 03 - 18 WATT 220-240V 50-60 HZ		
light source*	light beam options	lumen output (lm)	lumin. efficacy (lm/w)
3000°K warm-white			
high power led	270°	1.600	88.88
4000°K neutral-white			
high power led	270°	1.650	91.66



Colors options

- Textured Grey RAL 9006
- Anthracite Grey RAL 7016
- Matt Black (on request)

601712	SECTOR 1000 04 - 24 WATT 220-240V 50-60 HZ		
light source*	light beam options	lumen output (lm)	lumin. efficacy (lm/w)
3000°K warm-white			
high power led	360°	2.134	88.91
4000°K neutral-white			
high power led	360°	2.200	91.66



Colors options

- Textured Grey RAL 9006
- Anthracite Grey RAL 7016
- Matt Black (on request)

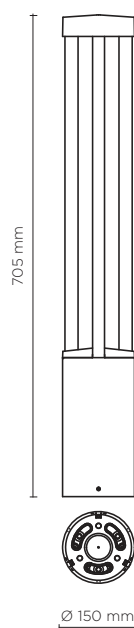
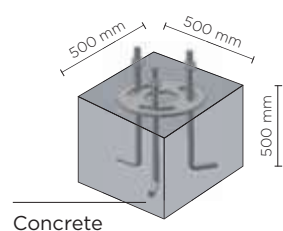


601501

PROMENADE ROUND 01

700mm height bollard, round shape, for outdoor surface installation, 360° downward light emission, phospho-chromatised and polyester powder coated extruded aluminum body and die-cast aluminium cover. Polycarbonate Fresnel diffuser, moulded silicone gasket and stainless steel screws. Anchorage flange with threaded bolts included. Built-in LED driver 220-240V 50-60Hz, with 1 x COB CREE "CXB 1520" LED. IP66 rating.

AC053 - Base Plate



light source	light beam options	lumen output (lm)	lumin. efficacy (lm/w)
3000°K warm-white			
cob led	■ 360°	2.900	111.54
4000°K neutral-white			
cob led	■ 360°	3.100	119.23
2700°K CCT available on request			

Finish color options:

- Textured Grey
RAL 9006
- Anthracite Grey
RAL 7016
- Matt Black
(on request)

Technical features



Available on request



Technical data

Wattage	26 WATT
IP Rating	IP66
IK Rating	IK10
Material	High corrosion resistance die-cast copper-free aluminum body
Coating	Polyester powder coating with phosphochromating pre-finish
Light source	NR. 1 COB CREE "CXB 1520" LED
Screws	Stainless steel
Transformer	Electronic power supply 220/240V 50/60Hz built-in
Gasket	Silicone rubber
Glass	Tempered
Cable gland	M16 rubber grommet
Power cable:	not included
Gross weight	6,50 Kg




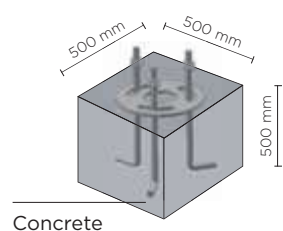


601502

PROMENADE ROUND 02

1000mm height bollard, round shape, for outdoor surface installation, 360° downward light emission, phospho-chromatised and polyester powder coated extruded aluminum body and die-cast aluminium cover. Polycarbonate Fresnel diffuser, moulded silicone gasket and stainless steel screws. Anchorage flange with threaded bolts included. Built-in LED driver 220-240V 50-60Hz, with 1 x COB CREE "CXB 1520" LED. IP66 rating.

AC053 - Base Plate



light source	light beam options	lumen output (lm)	lumin. efficacy (lm/w)
3000°K warm-white			
cob led	■ 360°	2.900	111.54
4000°K neutral-white			
cob led	■ 360°	3.100	119.23
2700°K CCT available on request			

Finish color options:

- Textured Grey RAL 9006
- Anthracite Grey RAL 7016
- Matt Black (on request)

Technical features



Available on request



Technical data

Wattage	26 WATT
IP Rating	IP66
IK Rating	IK10
Material	High corrosion resistance die-cast copper-free aluminum body
Coating	Polyester powder coating with phosphochromating pre-finish
Light source	NR. 1 COB CREE "CXB 1520" LED
Screws	Stainless steel
Transformer	Electronic power supply 220/240V 50/60Hz built-in
Gasket	Silicone rubber
Glass	Tempered
Cable gland	M16 rubber grommet
Power cable:	not included
Gross weight	7,00 Kg



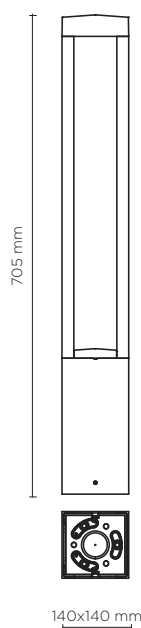
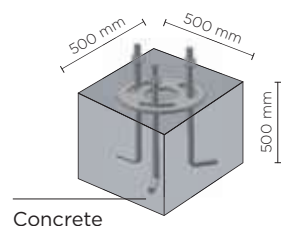


601503

PROMENADE SQUARE 01

700mm height bollard, square shape, for outdoor surface installation, 360° downward light emission, phospho-chromatised and polyester powder coated extruded aluminum body and die-cast aluminium cover. Polycarbonate Fresnel diffuser, moulded silicone gasket and stainless steel screws. Anchorage flange with threaded bolts included. Built-in LED driver 220-240V 50-60Hz, with 1 x COB CREE "CXB 1520" LED. IP66 rating.

AC053 - Base Plate



light source	light beam options	lumen output (lm)	lumin. efficacy (lm/w)
3000°K warm-white			
cob led	■ 360°	2.900	111.54
4000°K neutral-white			
cob led	■ 360°	3.100	119.23
2700°K CCT available on request			

Finish color options:

- Textured Grey RAL 9006
- Anthracite Grey RAL 7016
- Matt Black (on request)

Technical features



Available on request



Technical data

Wattage	26 WATT
IP Rating	IP66
IK Rating	IK10
Material	High corrosion resistance die-cast copper-free aluminum body
Coating	Polyester powder coating with phosphochromating pre-finish
Light source	NR. 1 COB CREE "CXB 1520" LED
Screws	Stainless steel
Transformer	Electronic power supply 220/240V 50/60Hz built-in
Gasket	Silicone rubber
Glass	Tempered
Cable gland	M16 rubber grommet
Power cable:	not included
Gross weight	6,80 Kg





601504

PROMENADE SQUARE 02

1000mm height bollard, square shape, for outdoor surface installation, 360° downward light emission, phospho-chromatised and polyester powder coated extruded aluminum body and die-cast aluminium cover. Polycarbonate Fresnel diffuser, moulded silicone gasket and stainless steel screws. Anchorage flange with threaded bolts included. Built-in LED driver 220-240V 50-60Hz, with 1 x COB CREE "CXB 1520" LED. IP66 rating.

light source	light beam options	lumen output (lm)	lumin. efficacy (lm/w)
3000°K warm-white			
cob led	■ 360°	2.900	111.54
4000°K neutral-white			
cob led	■ 360°	3.100	119.23
2700°K CCT available on request			

Finish color options:

■ Textured Grey
RAL 9006

■ Anthracite Grey
RAL 7016

■ Matt Black
(on request)

Technical features



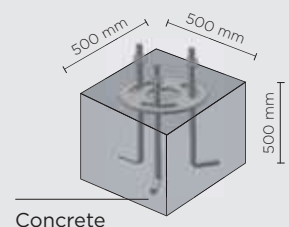
Available on request



Technical data

Wattage	26 WATT
IP Rating	IP66
IK Rating	IK10
Material	High corrosion resistance die-cast copper-free aluminum body
Coating	Polyester powder coating with phosphochromating pre-finish
Light source	NR. 1 COB CREE "CXB 1520" LED
Screws	Stainless steel
Transformer	Electronic power supply 220/240V 50/60Hz built-in
Gasket	Silicone rubber
Glass	Tempered
Cable gland	M16 rubber grommet
Power cable:	not included
Gross weight	7,30 Kg

AC053 - Base Plate



Concrete





601901

SCOUT MINI

700 mm height bollard, rectangular section, for outdoor surface installation, floor washer 180° light distribution, phospho-chromatised and polyester powder coated extruded copper-free aluminium body, frosted glass diffuser, moulded silicone gasket and stainless steel screws. Built-in LED driver 220-240V 50-60Hz, with 6 mid-power CREE XH-G LED. IP65 rating.



light source	light beam options	lumen output (lm)	lumin. efficacy (lm/w)
3000°K warm-white			
mid-power led	180°	350	87.50
4000°K neutral-white			
mid-power led	180°	360	90.00
2700°K CCT available on request			

Finish color options:

Textured Grey
RAL 9006

Anthracite Grey
RAL 7016

Matt Black
(on request)


Technical features



Technical data

Wattage	4 WATT
IP Rating	IP65
IK Rating	IK08
Material	High corrosion resistance extruded copper-free aluminum body
Coating	Polyester powder coating with phosphochromating pre-finish
Light source	NR. 6 x CREE XH-G LED
Screws	Stainless steel
Transformer	Electrical power supply 220/240V 50/60Hz built-in
Gasket	Silicone rubber
Diffuser	Tempered glass
Gross weight	Kg 4,50






601902

SCOUT MEDIUM

750 mm height bollard, rectangular section, for outdoor surface installation, floor washer 180° light distribution, phospho-chromatised and polyester powder coated extruded copper-free aluminium body, frosted glass diffuser, moulded silicone gasket and stainless steel screws. Built-in LED driver 220-240V 50-60Hz, with 14 mid-power CREE XH-G LED. IP65 rating.



light source	light beam options	lumen output (lm)	lumin. efficacy (lm/w)
3000°K warm-white			
mid-power led	180°	650	81.25
4000°K neutral-white			
mid-power led	180°	665	83.13
2700°K CCT available on request			

Finish color options:

- Textured Grey
RAL 9006
- Anthracite Grey
RAL 7016
- Matt Black
(on request)

Technical features



Technical data

Wattage	8 WATT
IP Rating	IP65
IK Rating	IK08
Material	High corrosion resistance extruded copper-free aluminum body
Coating	Polyester powder coating with phosphochromating pre-finish
Light source	NR. 14 x CREE XH-G LED
Screws	Stainless steel
Transformer	Electrical power supply 220/240V 50/60Hz built-in
Gasket	Silicone rubber
Diffuser	Tempered glass
Gross weight	Kg 7,00





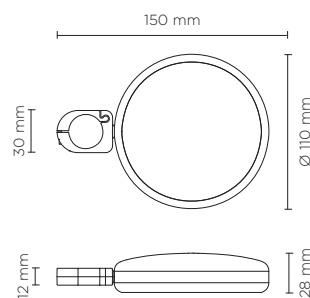
602301

COINY BOLLARD

Projector for outdoor installation on a façade/wall. Phospho-chromatised and polyester powder coated die-cast copper-free aluminium, tempered safety glass, moulded silicone gasket and stainless steel screws. With 1 direct 220-240V LUMENS "EDC 38C" COB LED. IP66 rating.



MAX NR. 2 FIXTURES PER PIPE



Technical features



Technical data

Wattage	8 WATT
IP Rating	IP66
IK Rating	IK08
Material	High corrosion resistance die-cast copper-free aluminium body
Coating	Polyester powder coating with phosphochromating pre-finish
Light source	1 x LUMENS "EDC 38C" COB LED
Screws	Stainless steel
Transformer	Electrical power supply 220/240V 50/60Hz built-in
Gasket	Silicone rubber
Glass	Tempered
Power cable	1 mt. power cable included
Gross weight	1,20 Kg

light source	light beam options	lumen output (lm)	lumin. efficacy (lm/w)
3000°K warm-white			
cob led	18°	400	50.00
cob led	36°	390	48.75
cob led	60°	375	46.88
4000°K neutral-white			
cob led	18°	410	51.25
cob led	36°	400	50.00
cob led	60°	385	48.13
2700°K CCT available on request			

Finish color options:





AC112 PIPE L 500 mm + BASE

Extension pipe length 500 mm made in anodized aluminum with phospho-chromatised and polyester powder coating; complete with fixing base.



AC113 PIPE L 1000 mm + BASE

Extension pipe length 1.000 mm made in anodized aluminum with phospho-chromatised and polyester powder coating; complete with fixing base.



OPTIONAL

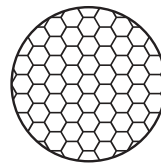
AC044
SPIKE



AC111
VISOR



AC0110
HONEYCOMB LOUVER







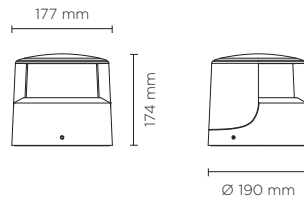




602101

TRON 180

Designed by
NAVA + AROSIO

Low height bollard, round shape, for outdoor surface installation, 180° downward light emission, phospho-chromatised and polyester powder coated die-cast aluminum body, ultra-resistant polycarbonate diffuser, moulded silicone gasket and stainless steel screws. Built-in LED driver 220-240V 50-60Hz, with 1 x COB CREE "CXB 1520" LED. IP66 rating.



light source	light beam options	lumen output (lm)	lumin. efficacy (lm/w)
3000°K warm-white			
Cob led	 180°	1.100	42.30
4000°K neutral-white			
Cob led	 180°	1.150	44.23
2700°K CCT available on request			

Finish color options:

- Textured Grey RAL 9006
- Anthracite Grey RAL 7016
- Matt Black (on request)

Technical features




Available on request




Technical data

Wattage	26 WATT
IP Rating	IP66
IK Rating	IK10
Material	High corrosion resistance die-cast copper-free aluminum body
Coating	Polyester powder coating with phosphocromating pre-finish
Light source	NR. 1 x CREE CXB 1520 LED
Screws	Stainless steel
Transformer	Electrical power supply 220/240V 50/60Hz built-in
Gasket	Silicone rubber
Diffuser	Polycarbonate diffuser
Gross weight	Kg 4,00







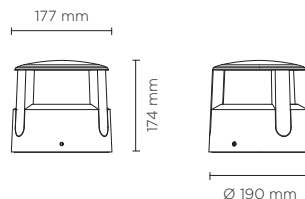


602102

TRON 360

Designed by
NAVA + AROSIO

Low height bollard, round shape, for outdoor surface installation, 360° downward light emission, phospho-chromatised and polyester powder coated die-cast aluminum body, ultra-resistant polycarbonate diffuser, moulded silicone gasket and stainless steel screws. Built-in LED driver 220-240V 50-60Hz, with 1 x COB CREE "CXB 1520" LED. IP66 rating.



light source	light beam options	lumen output (lm)	lumin. efficacy (lm/w)
3000°K warm-white			
Cob led	360°	2.050	78.84
4000°K neutral-white			
Cob led	360°	2.100	80.77
2700°K CCT available on request			

Finish color options:

- Textured Grey RAL 9006
- Anthracite Grey RAL 7016
- Matt Black (on request)

Technical features



Available on request



Technical data

Wattage	26 WATT
IP Rating	IP66
IK Rating	IK10
Material	High corrosion resistance die-cast copper-free aluminum body
Coating	Polyester powder coating with phosphochromating pre-finish
Light source	NR. 1 x CREE CXB 1520 LED
Screws	Stainless steel
Transformer	Electrical power supply 220/240V 50/60Hz built-in
Gasket	Silicone rubber
Diffuser	Polycarbonate diffuser
Gross weight	Kg 4,00





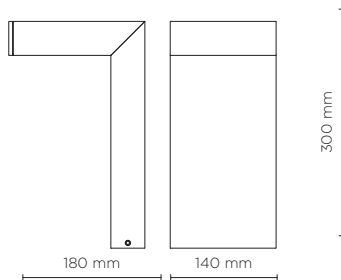




601601-02

PERISCOPE 01

300mm height "L-shape" bollard, for outdoor installation, one-side downward asymmetrical light distribution, phospho-chromatised and polyester powder coated extruded aluminum body. Tempered safety glass, moulded silicone gasket and stainless steel screws. Built-in LED driver 220-240V 50-60Hz, with CREE "XP-G2" LED. IP65 rating.



Technical features



Available on request



Technical data

IP Rating	IP65
IK Rating	IK10
Material	High corrosion resistance extruded copper-free aluminum body
Coating	Polyester powder coating with phosphochromating pre-finish
Screws	Stainless steel
Transformer	Electronic power supply 220/240V 50/60Hz built-in
Gasket	Silicone rubber
Glass	Tempered
Cable gland	M16 rubber grommet
Power cable	0,5 mt. neoprene power cable included
Gross weight	3,50 Kg

601601		PERISCOPE 01 - 7 WATT - NR. 4 x CREE "XP-G2" LED		
light source*	light beam options	lumen output (lm)	lumin. efficacy (lm/w)	
3000°K warm-white				
high-power led	Asymmetric	805	115.00	
4000°K warm-white				
high-power led	Asymmetric	847	121.00	



Colors options

- Textured Grey
RAL 9006
- Anthracite Grey
RAL 7016
- Matt Black
(on request)

601602		PERISCOPE 01 - 14 WATT - NR.8 x CREE "XP-G2" LED		
light source*	light beam options	lumen output (lm)	lumin. efficacy (lm/w)	
3000°K warm-white				
high-power led	Asymmetric	1.610	115.00	
4000°K warm-white				
high-power led	Asymmetric	1.694	121.00	



Colors options

- Textured Grey
RAL 9006
- Anthracite Grey
RAL 7016
- Matt Black
(on request)

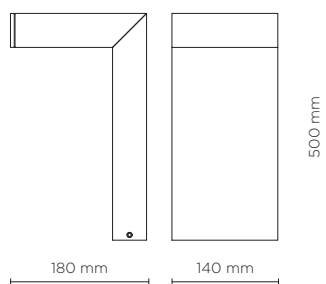




601603-04

PERISCOPE 02

500mm height "L-shape" bollard, for outdoor installation, one-side downward asymmetrical light distribution, phospho-chromatised and polyester powder coated extruded aluminum body. Tempered safety glass, moulded silicone gasket and stainless steel screws. Built-in LED driver 220-240V 50-60Hz, with CREE "XP-G2" LED. IP65 rating.



601603 PERISCOPE 02 - 7 WATT - NR. 4 x CREE "XP-G2" LED

light source*	light beam options	lumen output (lm)	lumin. efficacy (lm/w)
3000°K warm-white			
high-power led	Asymmetric	805	115.00
4000°K warm-white			
high-power led	Asymmetric	847	121.00

Colors options

- Textured Grey RAL 9006
- Anthracite Grey RAL 7016
- Matt Black (on request)

601604 PERISCOPE 02 - 14 WATT - NR.8 x CREE "XP-G2" LED

light source*	light beam options	lumen output (lm)	lumin. efficacy (lm/w)
3000°K warm-white			
high-power led	Asymmetric	1.610	115.00
4000°K warm-white			
high-power led	Asymmetric	1.694	121.00

Colors options

- Textured Grey RAL 9006
- Anthracite Grey RAL 7016
- Matt Black (on request)

Technical features



Available on request



Technical data

IP Rating	IP65
IK Rating	IK10
Material	High corrosion resistance extruded copper-free aluminum body
Coating	Polyester powder coating with phosphochromating pre-finish
Screws	Stainless steel
Transformer	Electronic power supply 220/240V 50/60Hz built-in
Gasket	Silicone rubber
Glass	Tempered
Cable gland	M16 rubber grommet
Power cable	0,5 mt. neoprene power cable included
Gross weight	4,50 Kg





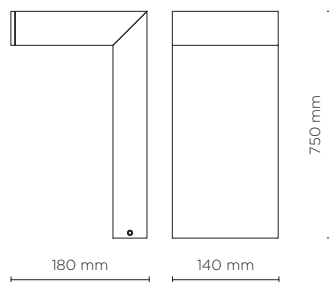


601605-06

PERISCOPE 03

750mm height "L-shape" bollard, for outdoor installation, one-side downward asymmetrical light distribution, phospho-chromatised and polyester powder coated extruded aluminum body.

Tempered safety glass, moulded silicone gasket and stainless steel screws. Built-in LED driver 220-240V 50-60Hz, with CREE "XP-G2" LED. IP65 rating.



601605 PERISCOPE 03 - 7 WATT - NR. 4 x CREE "XP-G2" LED

light source*	light beam options	lumen output (lm)	lumin. efficacy (lm/w)
3000°K warm-white			
high-power led	Asymmetric	805	115.00
4000°K warm-white			
high-power led	Asymmetric	847	121.00

Colors options

Textured Grey RAL 9006
 Anthracite Grey RAL 7016
 Matt Black (on request)

601606 PERISCOPE 03 - 14 WATT - NR.8 x CREE "XP-G2" LED

light source*	light beam options	lumen output (lm)	lumin. efficacy (lm/w)
3000°K warm-white			
high-power led	Asymmetric	1.610	115.00
4000°K warm-white			
high-power led	Asymmetric	1.694	121.00

Colors options

Textured Grey RAL 9006
 Anthracite Grey RAL 7016
 Matt Black (on request)

Technical features



Available on request



Technical data

IP Rating	IP65
IK Rating	IK10
Material	High corrosion resistance extruded copper-free aluminum body
Coating	Polyester powder coating with phosphochromating pre-finish
Screws	Stainless steel
Transformer	Electronic power supply 220/240V 50/60Hz built-in
Gasket	Silicone rubber
Glass	Tempered
Cable gland	M16 rubber grommet
Power cable	0,5 mt. neoprene power cable included
Gross weight	5,50 Kg





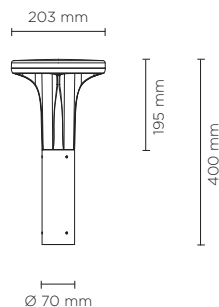


602201

ALDER 400

Designed by
NAVA + AROSIO

400mm height bollard, for outdoor installation, 360° light distribution, phospho-chromatised and polyester powder coated die-cast aluminum head and extruded pole. Tempered safety glass, moulded silicone gasket and stainless steel screws. Built-in LED driver 220-240V 50-60Hz, with 24 x CREE "XH-G" LED. IP66 rating.



light source	light beam options	lumen output (lm)	lumin. efficacy (lm/w)
3000°K warm-white			
mid-power led	radial 360°	1.600	80.00
4000°K neutral-white			
mid-power led	radial 360°	1.650	82.50
2700°K CCT available on request			

Finish color options:

- Textured Grey
RAL 9006
- Anthracite Grey
RAL 7016
- Matt Black
(on request)

Technical features



Available on request



Technical data

Wattage	20 WATT
IP Rating	IP66
IK Rating	IK09
Material	High corrosion resistance extruded copper-free aluminum head and extruded pole
Coating	Polyester powder coating with phosphocromating pre-finish
Light Source	NR. 24 x CREE "XH-G" LED
Screws	Stainless steel
Transformer	Electronic power supply 220/240V 50/60Hz built-in
Gasket	Silicone rubber
Glass	Tempered
Cable gland	PG11
Power cable	1,5 meters power cable included
Gross weight	3,00 Kg



AC065
ANCHORAGE UNIT
FOR ALDER SERIES







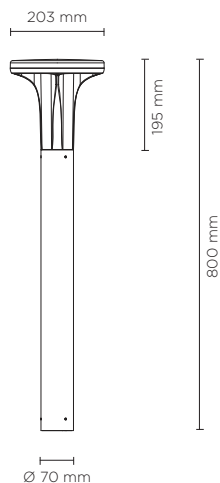




602202

ALDER 800

Designed by
NAVA + AROSIO

800mm height bollard, for outdoor installation, 360° light distribution, phospho-chromatised and polyester powder coated die-cast aluminum head and extruded pole. Tempered safety glass, moulded silicone gasket and stainless steel screws. Built-in LED driver 220-240V 50-60Hz, with 24 x CREE "XH-G" LED. IP66 rating.



light source	light beam options	lumen output (lm)	lumin. efficacy (lm/w)
3000°K warm-white			
mid-power led	 radial 360°	1.600	80.00
4000°K neutral-white			
mid-power led	 radial 360°	1.650	82.50
2700°K CCT available on request			

Finish color options:

-  Textured Grey
RAL 9006
-  Anthracite Grey
RAL 7016
-  Matt Black
(on request)

Technical features



Available on request



Technical data

Wattage	20 WATT
IP Rating	IP66
IK Rating	IK09
Material	High corrosion resistance extruded copper-free aluminum head and extruded pole
Coating	Polyester powder coating with phosphocromating pre-finish
Light Source	NR. 24 x CREE "XH-G" LED
Screws	Stainless steel
Transformer	Electronic power supply 220/240V 50/60Hz built-in
Gasket	Silicone rubber
Glass	Tempered
Cable gland	PG11
Power cable	1,5 meters power cable included
Gross weight	4,30 Kg



AC065
ANCHORAGE UNIT
FOR ALDER SERIES








602203

ALDER 1000

Designed by
NAVA + AROSIO

1.000mm height bollard, for outdoor installation, 360° light distribution, phospho-chromatised and polyester powder coated die-cast aluminum head and extruded pole. Tempered safety glass, moulded silicone gasket and stainless steel screws. Built-in LED driver 220-240V 50-60Hz, with 24 x CREE "XH-G" LED. IP66 rating.



light source	light beam options	lumen output (lm)	lumin. efficacy (lm/w)
3000°K warm-white			
mid-power led	 radial 360°	1.600	80.00
4000°K neutral-white			
mid-power led	 radial 360°	1.650	82.50
2700°K CCT available on request			

Finish color options:

-  Textured Grey RAL 9006
-  Anthracite Grey RAL 7016
-  Matt Black (on request)

Technical features



Available on request



Technical data

Wattage	20 WATT
IP Rating	IP66
IK Rating	IK09
Material	High corrosion resistance extruded copper-free aluminum head and extruded pole
Coating	Polyester powder coating with phosphocromating pre-finish
Light Source	NR. 24 x CREE "XH-G" LED
Screws	Stainless steel
Transformer	Electronic power supply 220/240V 50/60Hz built-in
Gasket	Silicone rubber
Glass	Tempered
Cable gland	PG11
Power cable	1,5 meters power cable included
Gross weight	4,80 Kg



AC065 ANCHORAGE UNIT FOR ALDER SERIES







DOWNLIGHTS

luminaire	lumen package	page
709000 NANO DOWNLIGHT	60 - 930	482
701400 NANO LINEAR DOWNLIGHT	190 - 558	488
708000 TAG 03	270 - 924	494
701300 CIELO	100 - 3.353	496
701100 QUBO DOWNLIGHT	474 - 5.265	510
701200 CYLINDER	580 - 5.265	518
707000 TECH STEEL 03	480 - 960	526



Technical features



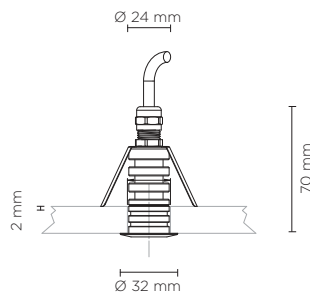
Technical data

Wattage	1 WATT
IP Rating	IP68
IK Rating	IK09
Material	Hard anodized black aluminium body
Trim	Stainless steel AISI 316 L
Light source	Nr. 1 CREE XP-G2 LED
Remote driver	Constant current 350 mA
Gasket	Silicone rubber
Glass	Tempered
Cable gland	M12
Power cable	1 mt. neoprene power cable included
Gross weight	0,20 Kg

709003

NANO XXS DOWNLIGHT

Round ceiling-recessed luminaire for outdoor installation, hard anodized black aluminium body and stainless steel AISI 316 front trim, tempered safety glass, moulded silicone gasket. Remote constant current 350 mA driver needed, with 1 CREE XP-G2 LED. IP68 rating.



350 mA - LED POWER 1.2W

light source	light beam options	lumen output (lm)	lumin. efficacy (lm/w)
3000°K warm-white			
high-power led	15°	75	75.00
high-power led	30°	65	65.00
high-power led	45°	60	60.00
4000°K neutral-white			
high-power led	15°	80	80.00
high-power led	30°	70	70.00
high-power led	45°	65	65.00

2700°K CCT available on request

Finish color options:

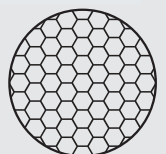
 Stainless Steel

remote driver selection

brand	manufacturer code	type	watt	IP rate	numbers of fixtures
ALVIT Italy	AL1435S-IP	constant current 350mA	14W	IP67	min 1 - max 8
Meanwell	LPC-20-350	constant current 350mA	16.8W	IP67	min 4 - max 12



AC062
HONEYCOMB LOUVER
FOR NANO XXS



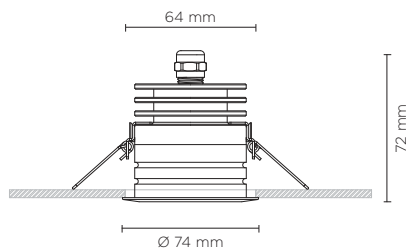




709001

NANO XS DOWNLIGHT

Round ceiling-recessed luminaire for outdoor installation, hard anodized black aluminium body and stainless steel AISI 316 front trim, tempered safety glass, moulded silicone gasket. Remote constant current max 700 mA driver needed, with 1 CREE XP-L LED. IP68 rating.



350 mA – LED POWER 1.2W

light source	light beam options	lumen output (lm)	lumin. efficacy (lm/w)
3000°K warm-white			
high-power led	10°	138	115.00
high-power led	30°	132	110.00
high-power led	45°	125	104.00
4000°K neutral-white			
high-power led	10°	144	120.00
high-power led	30°	137	114.00
high-power led	45°	131	109.00

2700°K CCT available on request

Finish color options:

 Stainless Steel







Technical features









Technical data

Wattage	Max 2,5 WATT
IP Rating	IP68
IK Rating	IK09
Material	Hard anodized black aluminium body
Trim	Stainless steel AISI 316 L
Light source	NR. 1 x CREE XP-L LED
Remote driver	Constant current max 700 mA
Gasket	Silicone rubber
Glass	Tempered
Cable gland	M12
Power cable	1 mt. neoprene power cable included
Gross weight	Kg 0,60

500 mA - LED POWER 1.7W

light source	light beam options	lumen output (lm)	lumin. efficacy (lm/w)
3000°K warm-white			
high-power led	 10°	196	115.00
high-power led	 30°	187	110.00
high-power led	 45°	177	104.00
4000°K neutral-white			
high-power led	 10°	204	120.00
high-power led	 30°	194	114.00
high-power led	 45°	186	109.00
2700°K CCT available on request			

700 mA - LED POWER 2.5W

light source	light beam options	lumen output (lm)	lumin. efficacy (lm/w)
3000°K warm-white			
high-power led	 10°	288	115.00
high-power led	 30°	275	110.00
high-power led	 45°	260	104.00
4000°K neutral-white			
high-power led	 10°	300	120.00
high-power led	 30°	285	114.00
high-power led	 45°	273	109.00
2700°K CCT available on request			

GLARE SHIELD OPTIONS

AC055

STANDARD GLARE SHIELD

Glare shield accessory made in hard anodized black aluminum, providing good balance in between glare control and light output.

AC056

SUPER COMFORT GLARE SHIELD

Glare shield accessory made in hard anodized black aluminum, for applications requiring very reduced glaring; minimal light loss on the light surface but overall lumen output typically reduced by 50%.

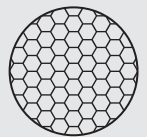
remote driver selection

brand	manufacturer code	type	watt	IP rate	numbers of fixtures
ALVIT Italy	AL1435S-IP	constant current 350mA	14W	IP67	min 1 - max 8
ALVIT Italy	AL1450S-IP	constant current 500mA	14W	IP67	min 1 - max 6
ALVIT Italy	AL1470S-IP	constant current 700mA	14W	IP67	min 1 - max 4



OPTIONAL

AC063
HONEYCOMB LOUVER

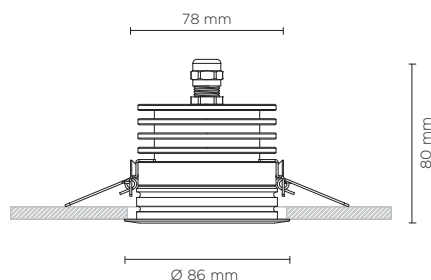




709002

NANO DOWNLIGHT

Round ceiling-recessed luminaire for outdoor installation, hard anodized black aluminium body and stainless steel AISI 316 front trim, tempered safety glass, moulded silicone gasket. Remote constant current max 700 mA driver needed, with 1 CREE XHP35 HD LED. IP68 rating.



350 mA - LED POWER 5W

light source	light beam options	lumen output (lm)	lumin. efficacy (lm/w)
3000°K warm-white			
high-power led	4°	510	102.00
high-power led	10°	489	97.80
high-power led	28°	474	94.80
4000°K neutral-white			
high-power led	4°	520	104.00
high-power led	10°	499	99.80
high-power led	28°	484	96.80

2700°K CCT available on request

Finish color options:

 Stainless Steel







Technical features









Technical data

Wattage	Max 10 WATT
IP Rating	IP68
IK Rating	IK09
Material	Hard anodized black aluminium body
Trim	Stainless steel AISI 316 L
Light source	NR. 1 x CREE XHP35 LED
Remote driver	Constant current max 700 mA
Gasket	Silicone rubber
Glass	Tempered
Cable gland	M12
Power cable	1 mt. neoprene power cable included
Gross weight	Kg 0,80

500 mA - LED POWER 7W

light source	light beam options	lumen output (lm)	lumin. efficacy (lm/w)
3000°K warm-white			
high-power led	 4°	690	98.57
high-power led	 10°	662	94.57
high-power led	 28°	642	91.71
4000°K neutral-white			
high-power led	 4°	703	100.43
high-power led	 10°	676	96.57
high-power led	 28°	656	93.71
2700°K CCT available on request			

700 mA - LED POWER 10W

light source	light beam options	lumen output (lm)	lumin. efficacy (lm/w)
3000°K warm-white			
high-power led	 4°	907	90.69
high-power led	 10°	872	87.20
high-power led	 28°	846	84.60
4000°K neutral-white			
high-power led	 4°	930	93.00
high-power led	 10°	890	89.00
high-power led	 28°	863	86.30
2700°K CCT available on request			

GLARE SHIELD OPTIONS

AC057

STANDARD GLARE SHIELD

Glare shield accessory made in hard anodized black aluminum, providing good balance in between glare control and light output.

AC058

SUPER COMFORT GLARE SHIELD

Glare shield accessory made in hard anodized black aluminum, for applications requiring very reduced glaring; minimal light loss on the light surface but overall lumen output typically reduced by 50%.

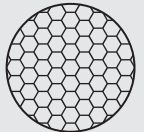
remote driver selection

brand	manufacturer code	type	watt	IP rate	numbers of fixtures
ALVIT Italy	AL1435S-IP	constant current 350mA	14W	IP67	min 1 - max 2
ALVIT Italy	AL1450S-IP	constant current 500mA	14W	IP67	1
ALVIT Italy	AL1470S-IP	constant current 700mA	14W	IP67	1
TCI Italy	152014/350	constant current 350mA	17W	IP68	min 1 - max 3
TCI Italy	152014/500	constant current 500mA	24W	IP68	min 1 - max 3
TCI Italy	152014/700	constant current 700mA	30W	IP68	min 1 - max 3



OPTIONAL

AC064
HONEYCOMB LOUVER

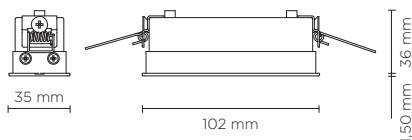




701401

NANO LINEAR DOWNLIGHT HP

Linear shape ceiling-recessed luminaire for outdoor installation. Body in hard anodized aluminum with phosphochromatised and polyester powder coating and frontal cover in stainless steel AISI 316L, tempered safety glass. Remote constant current max 700mA driver needed, with 3 CREE XP-G2 LED. IP68 rating.



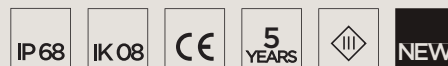
350 mA - LED POWER 3W

light source	light beam options	lumen output (lm)	lumin. efficacy (lm/w)
2700°K warm-white			
high-power led	8°	300	100.00
high-power led	32°	287	95.80
high-power led	45°	278	92.80
3000°K warm-white			
high-power led	8°	306	102.00
high-power led	32°	293	97.80
high-power led	45°	284	94.80
4000°K neutral-white			
high-power led	8°	312	104.00
high-power led	32°	300	99.80
high-power led	45°	290	96.80

Finish color options:

 Stainless Steel










Technical features












Technical data

Wattage	MAX 6 WATT
IP Rating	IP68
IK Rating	IK08
Material	Hard anodized aluminum
Trim	Stainless steel AISI 316L
Coating	Polyester powder coating wit phosphochromating pre-finish
Light source	3 x CREE XP-G2 LED
Screws	Stainless steel
Remote driver	Constant current max 700mA
Glass	Tempered
Power cable	1 mt. power cable included
Gross weight	0,50 Kg

500 mA - LED POWER 4.5W

light source	light beam options	lumen output (lm)	lumin. efficacy (lm/w)
2700°K warm-white			
high-power led	 8°	378	83.75
high-power led	 32°	360	80.25
high-power led	 45°	350	77.75
3000°K warm-white			
high-power led	 8°	387	86.25
high-power led	 32°	373	82.75
high-power led	 45°	360	80.25
4000°K neutral-white			
high-power led	 8°	396	87.88
high-power led	 32°	380	84.50
high-power led	 45°	369	82.00


700 mA - LED POWER 6W

light source	light beam options	lumen output (lm)	lumin. efficacy (lm/w)
2700°K warm-white			
high-power led	 8°	538	89.70
high-power led	 32°	512	85.33
high-power led	 45°	501	83.60
3000°K warm-white			
high-power led	 8°	546	90.69
high-power led	 32°	522	87.20
high-power led	 45°	507	84.60
4000°K neutral-white			
high-power led	 8°	558	93.00
high-power led	 32°	534	89.00
high-power led	 45°	518	86.30



OPTIONAL

AC125
HONEYCOMB LOUVER



remote driver selection

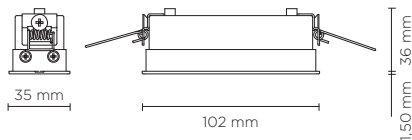
brand	manufacturer code	type	watt	IP rate	numbers of fixtures
ALVIT Italy	AL1435S-IP	constant current 350mA	14W	IP67	min 1 - max 4
ALVIT Italy	AL1450S-IP	constant current 500mA	14W	IP67	min 1 - max 3
ALVIT Italy	AL1470S-IP	constant current 700mA	14W	IP67	min 1 - max 2
TCI Italy	152014/350	constant current 350mA	17W	IP68	min 1 - max 5
TCI Italy	152014/500	constant current 500mA	24W	IP68	min 1 - max 5
TCI Italy	152014/700	constant current 700mA	30W	IP68	min 1 - max 4



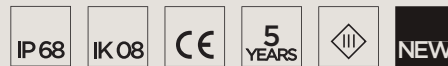
701402

NANO LINEAR DOWNLIGHT WALL-WASHER

Linear shape ceiling-recessed luminaire for outdoor installation. Body in hard anodized aluminum with phosphochromatised and polyester powder coating and frontal cover in stainless steel AISI 316L, tempered safety glass. Remote constant current 500mA driver needed, with 16 x mid-power SAMSUNG 2835 LED. IP68 rating.



Technical features



Technical data

Wattage	6 WATT
IP Rating	IP68
IK Rating	IK08
Material	Hard anodized aluminum
Trim	Stainless steel AISI 316L
Coating	Polyester powder coating with phosphochromating pre-finish
Light Source	Nr. 16 x mid-power SAMSUNG 2835 LED
Screws	Stainless steel
Remote driver	Constant current max 500mA
Glass	Tempered
Power cable	1 mt. power cable included
Gross weight	0,50 Kg

light source	light beam options	lumen output (lm)	lumin. efficacy (lm/w)
2700°K warm-white			
mid-power led	WALL-WASHER	450	75.00
3000°K warm-white			
mid-power led	WALL-WASHER	470	78.34
4000°K neutral-white			
mid-power led	WALL-WASHER	490	81.67

Finish color options:

 Stainless Steel

remote driver selection

brand	manufacturer code	type	watt	IP rate	numbers of fixtures
ALVIT Italy	AL1450S-IP	constant current 500mA	14W	IP67	min 1 - max 2
TCl Italy	152014/500	constant current 500mA	24W	IP68	min 1 - max 3



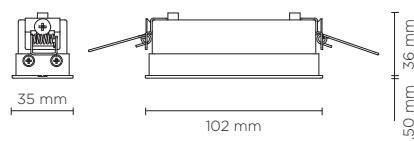







701403

NANO LINEAR DOWNLIGHT BLADE

Linear shape ceiling-recessed luminaire for outdoor installation. Body in hard anodized aluminum with phosphochromatised and polyester powder coating and frontal cover in stainless steel AISI 316L, tempered safety glass. Remote constant current max 700mA driver needed, with 3 CREE XP-G2 LED. IP68 rating.



350 mA - LED POWER 3W

light source	light beam options	lumen output (lm)	lumin. efficacy (lm/w)
2700°K warm-white			
high-power led	 20°x100°	210	70.00
3000°K warm-white			
high-power led	 20°x100°	220	73.33
4000°K neutral-white			
high-power led	 20°x100°	230	76.66

Finish color options:

 Stainless Steel




Technical features






Technical data

Wattage	MAX 6 WATT
IP Rating	IP68
IK Rating	IK08
Material	Hard anodized aluminum
Trim	Stainless steel AISI 316L
Coating	Polyester powder coating with phosphochromating pre-finish
Light source	3 x CREE XP-G2 LED
Screws	Stainless steel
Remote driver	Constant current max 700mA
Glass	Tempered
Power cable	1 mt. power cable included
Gross weight	0,50 Kg

500 mA - LED POWER 4.5W


light source	light beam options	lumen output (lm)	lumin. efficacy (lm/w)
2700°K warm-white			
high-power led	 20°x100°	315	70.00
3000°K warm-white			
high-power led	 20°x100°	330	73.33
4000°K neutral-white			
high-power led	 20°x100°	345	76.66

700 mA - LED POWER 6W

light source	light beam options	lumen output (lm)	lumin. efficacy (lm/w)
2700°K warm-white			
high-power led	 20°x100°	420	70.00
3000°K warm-white			
high-power led	 20°x100°	440	73.33
4000°K neutral-white			
high-power led	 20°x100°	460	76.66


remote driver selection

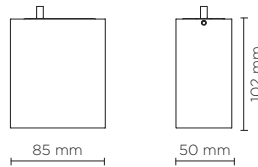
brand	manufacturer code	type	watt	IP rate	numbers of fixtures
ALVIT Italy	AL1435S-IP	constant current 350mA	14W	IP67	min 1 - max 4
ALVIT Italy	AL1450S-IP	constant current 500mA	14W	IP67	min 1 - max 3
ALVIT Italy	AL1470S-IP	constant current 700mA	14W	IP67	min 1 - max 2
TCI Italy	152014/350	constant current 350mA	17W	IP68	min 1 - max 5
TCI Italy	152014/500	constant current 500mA	24W	IP68	min 1 - max 5
TCI Italy	152014/700	constant current 700mA	30W	IP68	min 1 - max 4



708001

TAG MINI 03

Downlight luminaire to be surface mounted on a ceiling, with downward light distribution. Luminaire body is made of extruded copper-free aluminum, secured with die-cast aluminum base, tempered safety glass, moulded silicone gasket and stainless steel screws. Built-in LED driver 220-240V 50-60Hz, with nr. 2 CREE XP-G2 LED. IP65 rating.



light source	light beam options	lumen output (lm)	lumin. efficacy (lm/w)
3000°K warm-white			
high-power led	18°	280	62.22
high-power led	36°	270	60.00
4000°K neutral-white			
high-power led	18°	308	68.44
high-power led	36°	292	64.88

Finish color options:

Textured Grey
RAL 9006

Anthracite Grey
RAL 7016

Matt Black
(on request)

Technical features



Technical data

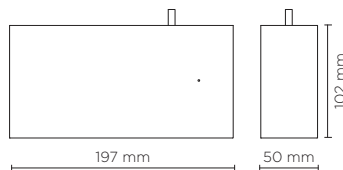
Wattage	4.5 WATT
IP Rating	IP65
IK Rating	IK08
Material	High corrosion resistance extruded copper-free aluminum body
Coating	Polyester powder coating with phosphochromating pre-finish
Light source	NR. 2 CREE XP-G2 LED
Screws	Stainless steel
Transformer	Electronic power supply 220/240V 50/60Hz built-in
Gasket	Silicone rubber
Power cable	0,10 mt. neoprene power cable included
Glass	Tempered
Cable gland	M16 rubber grommet
Gross weight	0,80 Kg



708002

TAG MEDIUM 03

Downlight luminaire to be surface mounted on a ceiling, with downward light distribution. Luminaire body is made of extruded copper-free aluminum, secured with die-cast aluminum base, tempered safety glass, moulded silicone gasket and stainless steel screws. Built-in LED driver 220-240V 50-60Hz, with nr. 6 CREE XP-G2 LED. IP65 rating.



light source	light beam options	lumen output (lm)	lumin. efficacy (lm/w)
3000°K warm-white			
high-power led	18°	840	105.00
high-power led	36°	810	101.25
4000°K neutral-white			
high-power led	18°	924	115.50
high-power led	36°	876	109.50

Finish color options:

Textured Grey
RAL 9006

Anthracite Grey
RAL 7016

Matt Black
(on request)

Technical features



Available on request



Technical data

Wattage	8 WATT
IP Rating	IP65
IK Rating	IK08
Material	High corrosion resistance extruded copper-free aluminum body
Coating	Polyester powder coating with phosphochromating pre-finish
Light source	NR. 6 CREE XP-G2 LED
Screws	Stainless steel
Transformer	Electronic power supply 220/240V 50/60Hz built-in
Gasket	Silicone rubber
Power cable	0,10 mt. neoprene power cable included
Glass	Tempered
Cable gland	M16 rubber grommet
Gross weight	1,50 Kg



701301

CIELO MINI COB

Diameter 154mm ceiling-recessed luminaire for outdoor installation, phospho-chromatised and polyester powder coated die-cast copper-free aluminium body and stainless steel AISI 316L frame, tempered safety glass, moulded silicone gasket. Light source tilt system +/- 15deg from outside. Built-in LED driver 220-240V 50-60Hz, with 1 CREE CXB1304 LED. IP67 rating.

light source	light beam options	lumen output (lm)	lumin. efficacy (lm/w)
2700°K warm-white			
cob led	18°	600	75.00
cob led	36°	580	72.50
cob led	60°	560	70.00
3000°K warm-white			
cob led	18°	620	77.50
cob led	36°	600	75.00
cob led	60°	580	72.50
4000°K neutral-white			
cob led	18°	640	80.00
cob led	36°	620	77.50
cob led	60°	600	75.00

Finish color options:

Stainless Steel

ACCESSORIES

AC116 - HONEYCOMB LOUVER FOR CIELO MINI



AC117 - GLARE SHIELD FOR CIELO MINI

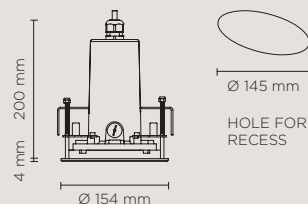


Glare shield accessory made in hard anodized black aluminum, for applications requiring very reduced glaring; minimal light loss on the light surface but overall lumen output typically reduced by 50%.

Technical features



Available on request



Technical data

Wattage	8 WATT
IP Rating	IP67
IK Rating	IK10
Material	high corrosion resistance die-cast copper-free aluminum
Trim	Stainless steel AISI 316L
Coating	polyester powder coating with phosphochromating pre-finish
Light Source	Nr. 1 CREE CXB1304 COB LED
Screws	Stainless steel
Transformer	Electrical power supply 220/240V 50/60Hz built in
Gasket	Silicone rubber
Glass	Tempered
Cable gland	M20
Power cable	1 mt. neoprene power cable included
Gross weight	2,40 Kg





701302

CIELO MINI HP

Diameter 154mm ceiling-recessed luminaire for outdoor installation, phosphochromatised and polyester powder coated die-cast copper-free aluminium body and stainless steel AISI 316L frame, tempered safety glass, moulded silicone gasket. Light source tilt system +/- 15deg from outside. Built-in LED driver 220-240V 50-60Hz, with 1 CREE "XHP35" LED. IP67 rating.

light source	light beam options	lumen output (lm)	lumin. efficacy (lm/w)
2700°K warm-white			
high-power led	4°	670	83.75
high-power led	10°	642	80.25
high-power led	28°	622	77.75
3000°K warm-white			
high-power led	4°	690	86.25
high-power led	10°	662	82.75
high-power led	28°	642	80.25
4000°K neutral-white			
high-power led	4°	703	87.88
high-power led	10°	676	84.50
high-power led	28°	656	82.00

Finish color options:

Stainless Steel

ACCESSORIES

AC116 - HONEYCOMB LOUVER FOR CIELO MINI



AC117 - GLARE SHIELD FOR CIELO MINI

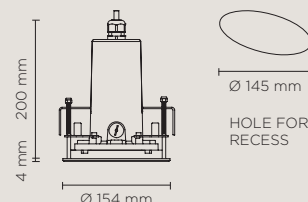


Glare shield accessory made in hard anodized black aluminum, for applications requiring very reduced glaring; minimal light loss on the light surface but overall lumen output typically reduced by 50%.

Technical features



Available on request



Technical data

Wattage	8 WATT
IP Rating	IP67
IK Rating	IK10
Material	high corrosion resistance die-cast copper-free aluminum
Trim	Stainless steel AISI 316L
Coating	polyester powder coating with phosphochromating pre-finish
Light Source	Nr. 1 CREE XHP35 LED
Screws	Stainless steel
Transformer	Electrical power supply 220/240V 50/60Hz built in
Gasket	Silicone rubber
Glass	Tempered
Cable gland	M20
Power cable	1 mt. neoprene power cable included
Gross weight	2,40 Kg








701303

CIELO MINI HP DMX RGBW

Diameter 154mm ceiling-recessed luminaire for outdoor installation, phosphochromatised and polyester powder coated die-cast copper-free aluminium body and stainless steel AISI 316L frame, tempered safety glass, moulded silicone gasket. Light source tilt system +/- 15deg from outside. Remote 24V DC power supply needed, DMX interface integrated; with 1 x CREE "XML" RGBW LED. IP67 rating.

light source	light beam options	lumen output (lm)	lumin. efficacy (lm/w)
RGBW			
high-power led	 12°	160	35.55
high-power led	 25°	152	33.78
high-power led	 35°	145	32.23

Finish color options:

Stainless Steel

remote driver selection

brand	manufacturer code	type	watt	IP rate	numbers of fixtures
Meanwell	LPV-20-24	constant voltage 24V DC	20W	IP67	min 1 - max 3
Meanwell	LPV-35-24	constant voltage 24V DC	35W	IP67	min 1 - max 6

ACCESSORIES

AC116 - HONEYCOMB LOUVER FOR CIELO MINI



AC117 - GLARE SHIELD FOR CIELO MINI

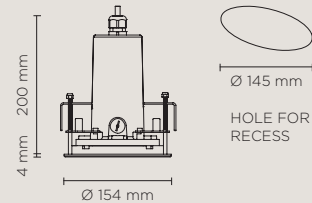


Glare shield accessory made in hard anodized black aluminum, for applications requiring very reduced glaring; minimal light loss on the light surface but overall lumen output typically reduced by 50%.

Technical features



Available on request



Technical data

Wattage	4.5 WATT
IP Rating	IP67
IK Rating	IK10
Material	high corrosion resistance die-cast copper-free aluminum
Trim	Stainless steel AISI 316L
Coating	polyester powder coating with phosphochromating pre-finish
Light Source	Nr. 1 CREE "XML" RGBW LED
Screws	Stainless steel
Remote driver	Constant voltage 24V DC remote driver needed
DMX	DMX interface integrated
Gasket	Silicone rubber
Glass	Tempered
Cable gland	M20 + PG9
Power cable	1 mt. neoprene power cable included
DMX cable	DMX IN cable included
Gross weight	2,40 Kg





701304

CIELO MINI DIFFUSED

Diameter 154mm ceiling-recessed luminaire for outdoor installation, phosphochromatised and polyester powder coated die-cast copper-free aluminium body and stainless steel AISI 316L frame, tempered safety glass, moulded silicone gasket. Built-in LED driver 220-240V 50-60Hz, with 16 x mid-power SAMSUNG 2835 LED. IP67 rating.

light source	light beam options	lumen output (lm)	lumin. efficacy (lm/w)
2700°K warm-white			
mid-power led	diffused	100	16.67
3000°K warm-white			
mid-power led	diffused	110	18.34
4000°K neutral-white			
mid-power led	diffused	120	20.00

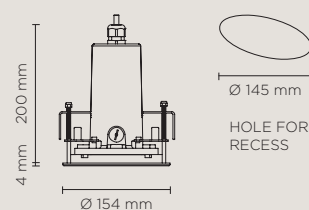
Finish color options:

 Stainless Steel

Technical features



Available on request



Technical data

Wattage	6 WATT
IP Rating	IP67
IK Rating	IK10
Material	high corrosion resistance die-cast copper-free aluminum
Trim	Stainless steel AISI 316L
Coating	polyester powder coating with phosphochromating pre-finish
Light Source	Nr. 16 x mid-power SAMSUNG 2835 LED
Screws	Stainless steel
Transformer	Electrical power supply 220/240V 50/60Hz built in
Gasket	Silicone rubber
Glass	Tempered
Cable gland	M20
Power cable	1 mt. neoprene power cable included
Gross weight	2,40 Kg





701305

CIELO MINI WALL-WASHER

Diameter 154mm ceiling-recessed luminaire for outdoor installation, phosphochromatised and polyester powder coated die-cast copper-free aluminium body and stainless steel AISI 316L frame, tempered safety glass, moulded silicone gasket. Built-in LED driver 220-240V 50-60Hz, with 16 x mid-power SAMSUNG 2835 LED. IP67 rating.

light source	light beam options	lumen output (lm)	lumin. efficacy (lm/w)
2700°K warm-white			
mid-power led	WALL-WASHER	450	75.00
3000°K warm-white			
mid-power led	WALL-WASHER	470	78.34
4000°K neutral-white			
mid-power led	WALL-WASHER	490	81.67

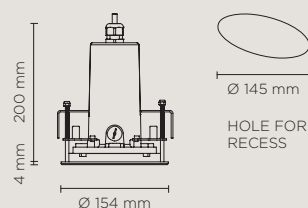
Finish color options:

Stainless Steel

Technical features



Available on request



Technical data

Wattage	6 WATT
IP Rating	IP67
IK Rating	IK10
Material	high corrosion resistance die-cast copper-free aluminium
Trim	Stainless steel AISI 316L
Coating	polyester powder coating with phosphochromating pre-finish
Light Source	Nr. 16 x mid-power SAMSUNG 2835 LED
Screws	Stainless steel
Transformer	Electrical power supply 220/240V 50/60Hz built-in
Gasket	Silicone rubber
Glass	Tempered
Cable gland	M20
Power cable	1 mt. neoprene power cable included
Gross weight	2,40 Kg





701306

CIELO MINI BLADE

Diameter 154mm ceiling-recessed luminaire for outdoor installation, phosphochromatised and polyester powder coated die-cast copper-free aluminium body and stainless steel AISI 316L frame, tempered safety glass, moulded silicone gasket. Built-in LED driver 220-240V 50-60Hz, with 1 CREE "XHP35" LED.

IP67 rating.

light source	light beam options	lumen output (lm)	lumin. efficacy (lm/w)
2700°K warm-white			
high-power led	8° x 170°	560	70.00
3000°K neutral-white			
high-power led	8° x 170°	582	72.75
4000°K neutral-white			
high-power led	8° x 170°	600	75.00

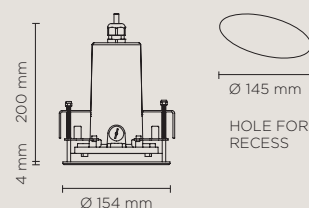
Finish color options:

 Stainless Steel

Technical features



Available on request



Technical data

Wattage	8 WATT
IP Rating	IP67
IK Rating	IK10
Material	high corrosion resistance die-cast copper-free aluminum
Trim	Stainless steel AISI 316L
Coating	polyester powder coating with phosphochromating pre-finish
Light Source	Nr. 1 CREE XHP35 LED
Screws	Stainless steel
Transformer	Electrical power supply 220/240V 50/60Hz built in
Gasket	Silicone rubber
Glass	Tempered
Cable gland	M20
Power cable	1 mt. neoprene power cable included
Gross weight	2,40 Kg





701307

CIELO MEDIUM COB

Diameter 219mm ceiling-recessed luminaire for outdoor installation, phosphochromatised and polyester powder coated die-cast copper-free aluminium body and stainless steel AISI 316L frame, tempered safety glass, moulded silicone gasket. Light source tilt system +/- 15deg from outside. Built-in LED driver 220-240V 50-60Hz, with 1 CREE CXB1512 LED. IP67 rating.

light source	light beam options	lumen output (lm)	lumin. efficacy (lm/w)
2700°K warm-white			
cob led	14°	1.050	80.77
cob led	35°	1.000	76.93
cob led	55°	980	75.38
3000°K warm-white			
cob led	14°	1.099	84.54
cob led	35°	1.079	83.00
cob led	55°	1.057	81.31
4000°K neutral-white			
cob led	14°	1.133	87.15
cob led	35°	1.113	85.62
cob led	55°	1.090	83.85

Finish color options:

Stainless Steel

ACCESSORIES

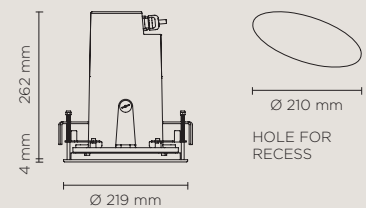


AC118
HONEYCOMB LOUVER
FOR CIELO MEDIUM

Technical features



Available on request



Technical data

Wattage	13 WATT
IP Rating	IP67
IK Rating	IK10
Material	high corrosion resistance die-cast copper-free aluminum
Trim	Stainless steel AISI 316L
Coating	polyester powder coating with phosphocromating pre-finish
Light Source	Nr. 1 CREE CXB1512 LED
Screws	Stainless steel
Transformer	Electrical power supply 220/240V 50/60Hz built in
Gasket	Silicone rubber
Glass	Tempered
Cable gland	M20
Power cable	1 mt. neoprene power cable included
Gross weight	4,70 Kg





701308

CIELO MEDIUM HP

Diameter 219mm ceiling-recessed luminaire for outdoor installation, phosphochromatised and polyester powder coated die-cast copper-free aluminium body and stainless steel AISI 316L frame, tempered safety glass, moulded silicone gasket. Light source tilt system +/- 15deg from outside. Built-in LED driver, with 3 x CREE "XHP35" LED. IP67 rating.

light source	light beam options	lumen output (lm)	lumin. efficacy (lm/w)
2700°K warm-white			
high-power led	4°	1.809	90.45
high-power led	10°	1.733	86.65
high-power led	28°	1.679	83.95
3000°K warm-white			
high-power led	4°	1.863	93.15
high-power led	10°	1.787	89.35
high-power led	28°	1.733	86.65
4000°K neutral-white			
high-power led	4°	1.898	94.90
high-power led	10°	1.825	91.25
high-power led	28°	1.771	88.55

Finish color options:

Stainless Steel

ACCESSORIES

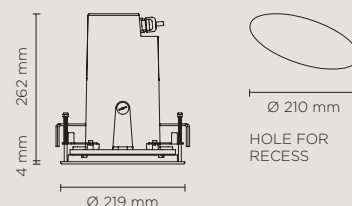


AC118
HONEYCOMB LOUVER
FOR CIELO MEDIUM

Technical features



Available on request



Technical data

Wattage	20 WATT
IP Rating	IP67
IK Rating	IK10
Material	high corrosion resistance die-cast copper-free aluminium
Trim	Stainless steel AISI 316L
Coating	polyester powder coating with phosphochromating pre-finish
Light Source	Nr. 3 CREE XHP35 LED
Screws	Stainless steel
Transformer	Electrical power supply 220/240V 50/60Hz built in
Gasket	Silicone rubber
Glass	Tempered
Cable gland	M20
Power cable	1 mt. neoprene power cable included
Gross weight	4,70 Kg








701309

CIELO MEDIUM HP DMX RGBW

Diameter 219mm ceiling-recessed luminaire for outdoor installation, phosphochromatised and polyester powder coated die-cast copper-free aluminium body and stainless steel AISI 316L frame, tempered safety glass, moulded silicone gasket. Light source tilt system +/- 15deg from outside. Built-in LED driver, DMX interface integrated; with 3 x CREE "XML" RGBW LED. IP67 rating.

light source	light beam options	lumen output (lm)	lumin. efficacy (lm/w)
RGBW			
high-power led	 12°	480	34.28
high-power led	 25°	456	32.58
high-power led	 35°	435	31.07

Finish color options:

 Stainless Steel

ACCESSORIES

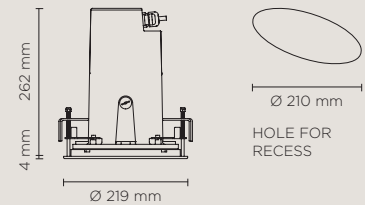


AC118
HONEYCOMB LOUVER
FOR CIELO MEDIUM

Technical features



Available on request



Technical data

Wattage	14 WATT
IP Rating	IP67
IK Rating	IK10
Material	high corrosion resistance die-cast copper-free aluminium
Trim	Stainless steel AISI 316L
Coating	polyester powder coating with phosphochromating pre-finish
Light Source	Nr. 1 CREE "XML" RGBW LED
Screws	Stainless steel
Transformer	Electronic power supply 220/240V 50/60Hz built-in
DMX	DMX interface integrated
Gasket	Silicone rubber
Glass	Tempered
Cable gland	M20 + PG9
Power cable	1 mt. neoprene power cable included
DMX cable	DMX IN cable included
Gross weight	4,70 Kg





701310

CIELO MEDIUM WALL-WASHER

Diameter 219mm ceiling-recessed luminaire for outdoor installation, phosphochromatised and polyester powder coated die-cast copper-free aluminium body and stainless steel AISI 316L frame, tempered safety glass, moulded silicone gasket. Built-in LED driver 220-240V 50-60Hz, with 32 x mid-power SAMSUNG 2835 LED. IP67 rating.

light source	light beam options	lumen output (lm)	lumin. efficacy (lm/w)
2700°K warm-white			
mid-power led	WALL-WASHER	900	69.23
3000°K warm-white			
mid-power led	WALL-WASHER	940	72.31
4000°K neutral-white			
mid-power led	WALL-WASHER	980	75.38

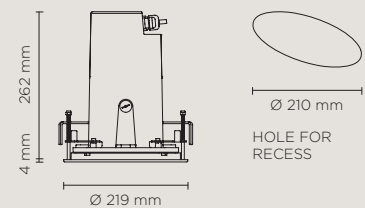
Finish color options:

 Stainless Steel

Technical features



Available on request



Technical data

Wattage	13 WATT
IP Rating	IP67
IK Rating	IK10
Material	high corrosion resistance die-cast copper-free aluminum
Trim	Stainless steel AISI 316L
Coating	polyester powder coating with phosphochromating pre-finish
Light Source	Nr. 32 x mid-power SAMSUNG 2835 LED
Screws	Stainless steel
Transformer	Electrical power supply 220/240V 50/60Hz built-in
Gasket	Silicone rubber
Glass	Tempered
Cable gland	M20
Power cable	1 mt. neoprene power cable included
Gross weight	4,70 Kg





701311

CIELO MAXI COB

Diameter 254mm ceiling-recessed luminaire for outdoor installation, phosphochromatised and polyester powder coated die-cast copper-free aluminium body and stainless steel AISI 316L frame, tempered safety glass, moulded silicone gasket. Light source tilt system +/- 15deg from outside. Built-in LED driver 220-240V 50-60Hz, with 1 CREE CXB2540 LED. IP67 rating.

light source	light beam options	lumen output (lm)	lumin. efficacy (lm/w)
2700°K warm-white			
cob led	14°	2.960	92.50
cob led	35°	2.940	91.88
cob led	55°	2.920	91.25
3000°K warm-white			
cob led	14°	2.970	92.81
cob led	35°	2.950	92.19
cob led	55°	2.930	91.56
4000°K neutral-white			
cob led	14°	2.990	93.44
cob led	35°	2.970	92.81
cob led	55°	2.950	92.19

Finish color options:

Stainless Steel

ACCESSORIES

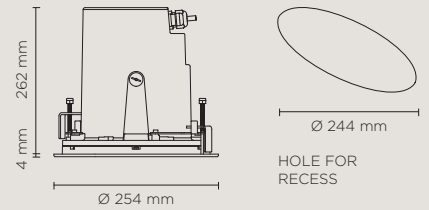


AC119
HONEYCOMB LOUVER
FOR CIELO MAXI

Technical features



Available on request



Technical data

Wattage	32 WATT
IP Rating	IP67
IK Rating	IK10
Material	high corrosion resistance die-cast copper-free aluminum
Trim	Stainless steel AISI 316L
Coating	polyester powder coating with phosphochromating pre-finish
Light Source	Nr. 1 CREE CXB2540 COB LED
Screws	Stainless steel
Transformer	Electrical power supply 220/240V 50/60Hz built in
Gasket	Silicone rubber
Glass	Tempered
Cable gland	M20
Power cable	1 mt. neoprene power cable included
Gross weight	5,70 Kg





701312

CIELO MAXI HP

Diameter 254mm ceiling-recessed luminaire for outdoor installation, phosphochromatised and polyester powder coated die-cast copper-free aluminium body and stainless steel AISI 316L frame, tempered safety glass, moulded silicone gasket. Light source tilt system +/- 15deg from outside. Built-in LED driver, with 4 x CREE "XHP50.2" LED. IP67 rating.

light source	light beam options	lumen output (lm)	lumin. efficacy (lm/w)
2700°K warm-white			
high-power led	4°	3.296	96.94
high-power led	10°	3.268	96.12
high-power led	28°	3.239	95.26
3000°K warm-white			
high-power led	4°	3.325	97.79
high-power led	10°	3.296	96.94
high-power led	28°	3.268	96.12
4000°K neutral-white			
high-power led	4°	3.353	98.62
high-power led	10°	3.325	97.79
high-power led	28°	3.296	96.94

Finish color options:

Stainless Steel

ACCESSORIES

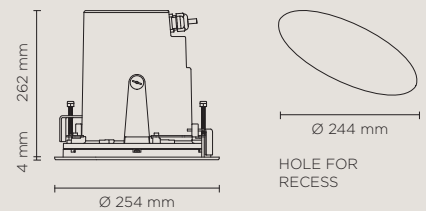


AC119
HONEYCOMB LOUVER
FOR CIELO MAXI

Technical features



Available on request



Technical data

Wattage	34 WATT
IP Rating	IP67
IK Rating	IK10
Material	high corrosion resistance die-cast copper-free aluminium
Trim	Stainless steel AISI 316L
Coating	polyester powder coating with phosphochromating pre-finish
Light Source	Nr. 4 CREE XHP50.2 LED
Screws	Stainless steel
Transformer	Electrical power supply 220/240V 50/60Hz built in
Gasket	Silicone rubber
Glass	Tempered
Cable gland	M20
Power cable	1 mt. neoprene power cable included
Gross weight	5,70 Kg








701313

CIELO MAXI HP DMX RGBW

Diameter 254mm ceiling-recessed luminaire for outdoor installation, phosphochromatised and polyester powder coated die-cast copper-free aluminium body and stainless steel AISI 316L frame, tempered safety glass, moulded silicone gasket. Light source tilt system +/- 15deg from outside. Built-in LED driver, DMX interface integrated; with 6 x CREE "XML" RGBW LED. IP67 rating.

light source	light beam options	lumen output (lm)	lumin. efficacy (lm/w)
RGBW			
high-power led	 12°	1.000	35.71
high-power led	 25°	992	35.43
high-power led	 35°	981	35.04

Finish color options:

 Stainless Steel

ACCESSORIES

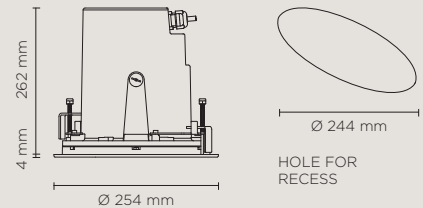


AC119
HONEYCOMB LOUVER
FOR CIELO MAXI

Technical features



Available on request



Technical data

Wattage	28 WATT
IP Rating	IP67
IK Rating	IK10
Material	high corrosion resistance die-cast copper-free aluminium
Trim	Stainless steel AISI 316L
Coating	polyester powder coating with phosphochromating pre-finish
Light Source	Nr. 6 CREE "XML" RGBW LED
Screws	Stainless steel
Transformer	Electrical power supply 220/240V 50/60Hz built-in
DMX	DMX interface integrated
Gasket	Silicone rubber
Glass	Tempered
Cable gland	M20 + PG9
Power cable	1 mt. neoprene power cable included
DMX cable	DMX IN cable included
Gross weight	5,70 Kg





701314

CIELO MAXI WALL-WASHER

Diameter 254mm ceiling-recessed luminaire for outdoor installation, phosphochromatised and polyester powder coated die-cast copper-free aluminium body and stainless steel AISI 316L frame, tempered safety glass, moulded silicone gasket. Built-in LED driver 220-240V 50-60Hz, with 66 x mid-power SAMSUNG 2835 LED. IP67 rating.

light source	light beam options	lumen output (lm)	lumin. efficacy (lm/w)
2700°K warm-white			
mid-power led	WALL-WASHER	1800	75.00
3000°K warm-white			
mid-power led	WALL-WASHER	1880	78.33
4000°K neutral-white			
mid-power led	WALL-WASHER	1960	81.67

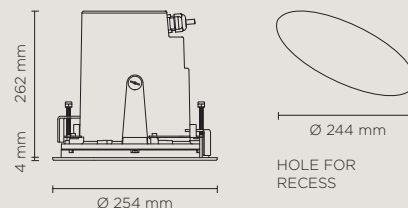
Finish color options:

 Stainless Steel

Technical features




Available on request



Technical data

Wattage	24 WATT
IP Rating	IP67
IK Rating	IK10
Material	high corrosion resistance die-cast copper-free aluminum
Trim	Stainless steel AISI 316L
Coating	polyester powder coating with phosphochromating pre-finish
Light Source	Nr. 66 x mid-power SAMSUNG 2835 LED
Screws	Stainless steel
Transformer	Electrical power supply 220/240V 50/60Hz built-in
Gasket	Silicone rubber
Glass	Tempered
Cable gland	M20
Power cable	1 mt. neoprene power cable included
Gross weight	5,70 Kg

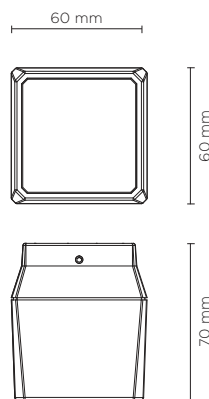




701101

QUBO MICRO HP DOWNLIGHT

Surface mounted luminaire for outdoor ceiling installation. Phospho-chromatised and polyester powder coated die-cast copper-free aluminium base and head, tempered safety glass, moulded silicone gaskets, with screws in stainless steel. Remote 24V DC power supply needed, with 1 x CREE "XHP35" LED. IP66 rating.



light source	light beam options	lumen output (lm)	lumin. efficacy (lm/w)
3000°K warm-white			
high-power led	4°	510	85.00
high-power led	10°	489	81.50
high-power led	28°	474	79.00
4000°K neutral-white			
high-power led	4°	520	86.67
high-power led	10°	499	83.17
high-power led	28°	484	80.67
2700°K CCT available on request			

Finish color options:

- Textured Grey
RAL 9006
- Anthracite Grey
RAL 7016
- Matt Black
(on request)

remote driver selection

brand	manufacturer code	type	watt	IP rate	numbers of fixtures
Meanwell	LPV-20-24	constant voltage 24V DC	20W	IP67	min 1 - max 3
Meanwell	LPV-35-24	constant voltage 24V DC	35W	IP67	min 1 - max 5
Meanwell	LPV-60-24	constant voltage 24V DC	60W	IP67	min 1 - max 9

Technical features



Technical data

Wattage	6 WATT
IP Rating	IP66
IK Rating	IK10
Material	High corrosion resistance die-cast copper-free aluminum body
Coating	Polyester powder coating with phosphochromating pre-finish
Light source	1 x CREE "XHP35" LED
Screws	Stainless steel
Remote driver	Constant voltage 24V DC
Gasket	Silicone rubber
Glass	Tempered
Power cable	1 mt. power cable included
Gross weight	0,70 Kg

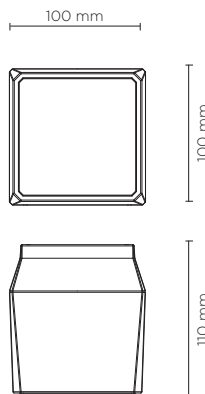




701102

QUBO MINI COB DOWNLIGHT

Surface mounted luminaire for outdoor ceiling installation. Phospho-chromatised and polyester powder coated die-cast copper-free aluminium base and head, tempered safety glass, moulded silicone gaskets, with screws in stainless steel. Built-in LED driver, with 1 COB CREE "CXB 1310" LED. IP66 rating.



light source	light beam options	lumen output (lm)	lumin. efficacy (lm/w)
3000°K warm-white			
cob led	14°	1.100	110
cob led	35°	1.060	106
cob led	55°	1.000	100
4000°K neutral-white			
cob led	14°	1.200	120
cob led	35°	1.140	114
cob led	55°	1.083	108
2700°K CCT available on request			

Finish color options:

- Textured Grey RAL 9006
- Anthracite Grey RAL 7016
- Matt Black (on request)

Technical features



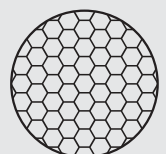
Available on request



Technical data

Wattage	10 WATT
IP Rating	IP66
IK Rating	IK10
Material	High corrosion resistance die-cast copper-free aluminum body
Coating	Polyester powder coating with phosphochromating pre-finish
Light source	1 x COB CREE "CXB 1310" LED
Screws	Stainless steel
Transformer	Electrical power supply 220/240V 50/60Hz built-in
Gasket	Silicone rubber
Glass	Tempered
Power cable	1 mt. power cable included
Gross weight	1,30 Kg

AC072
HONEYCOMB LOUVER

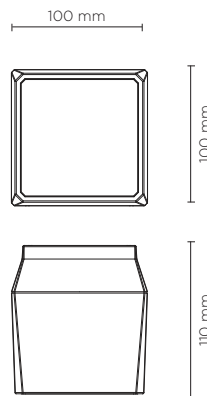




701105

QUBO MINI HP DOWNLIGHT

Surface mounted luminaire for outdoor ceiling installation. Phospho-chromatised and polyester powder coated die-cast copper-free aluminium base and head, tempered safety glass, moulded silicone gaskets, with screws in stainless steel. Built-in LED driver, with 1 x CREE "XHP35" LED. IP66 rating.



light source	light beam options	lumen output (lm)	lumin. efficacy (lm/w)
3000°K warm-white			
cob led	4°	690	86.25
cob led	10°	662	82.75
cob led	28°	642	80.25
4000°K neutral-white			
cob led	4°	703	87.88
cob led	10°	676	84.50
cob led	28°	656	82.00
2700°K CCT available on request			

Finish color options:

Textured Grey
RAL 9006

Anthracite Grey
RAL 7016

Matt Black
(on request)

Technical features



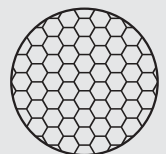
Available on request



Technical data

Wattage	8 WATT
IP Rating	IP66
IK Rating	IK10
Material	High corrosion resistance die-cast copper-free aluminum body
Coating	Polyester powder coating with phosphochromating pre-finish
Light source	1 x CREE "XHP35" LED
Screws	Stainless steel
Transformer	Electrical power supply 220/240V 50/60Hz built-in
Gasket	Silicone rubber
Glass	Tempered
Power cable	1 mt. power cable included
Gross weight	1,30 Kg

AC072
HONEYCOMB LOUVER

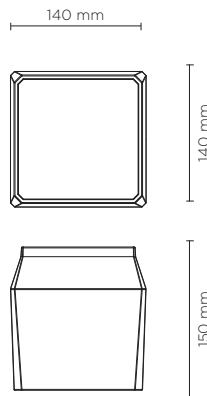




701103

QUBO MEDIUM COB DOWNLIGHT

Surface mounted luminaire for outdoor ceiling installation. Phospho-chromatised and polyester powder coated die-cast copper-free aluminium base and head, tempered safety glass, moulded silicone gaskets, with screws in stainless steel. Built-in LED driver, with 1 COB CREE "CXB 1512" LED. IP66 rating.



light source	light beam options	lumen output (lm)	lumin. efficacy (lm/w)
3000°K warm-white			
cob led	14°	1.900	118.75
cob led	35°	1.813	113.31
cob led	55°	1.722	107.62
4000°K neutral-white			
cob led	14°	2.000	125.00
cob led	35°	1.900	118.75
cob led	55°	1.805	112.81
2700°K CCT available on request			

Finish color options:

Textured Grey
RAL 9006

Anthracite Grey
RAL 7016

Matt Black
(on request)

Technical features



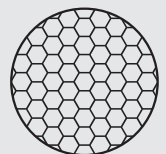
Available on request



Technical data

Wattage	16 WATT
IP Rating	IP66
IK Rating	IK10
Material	High corrosion resistance die-cast copper-free aluminum body
Coating	Polyester powder coating with phosphochromating pre-finish
Light source	1 x COB CREE "CXB 1512" LED
Screws	Stainless steel
Transformer	Electrical power supply 220/240V 50/60Hz built-in
Gasket	Silicone rubber
Glass	Tempered
Power cable	1 mt. power cable included
Gross weight	3,10 Kg

AC073
HONEYCOMB LOUVER






701106

QUBO MEDIUM HP DOWNLIGHT

Surface mounted luminaire for outdoor ceiling installation. Phospho-chromatised and polyester powder coated die-cast copper-free aluminium base and head, tempered safety glass, moulded silicone gaskets, with screws in stainless steel. Built-in LED driver, with 3 x CREE "XHP35" LED. IP66 rating.



light source	light beam options	lumen output (lm)	lumin. efficacy (lm/w)
3000°K warm-white			
high-power led	4°	2.050	102.50
high-power led	10°	2.000	100.00
high-power led	28°	1.950	97.50
4000°K neutral-white			
high-power led	4°	2.100	105.00
high-power led	10°	2.050	102.50
high-power led	28°	2.000	100.00
2700°K CCT available on request			

Finish color options:

■ Textured Grey
RAL 9006

■ Anthracite Grey
RAL 7016

■ Matt Black
(on request)

Technical features



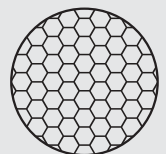
Available on request



Technical data

Wattage	20 WATT
IP Rating	IP66
IK Rating	IK10
Material	High corrosion resistance die-cast copper-free aluminum body
Coating	Polyester powder coating with phosphochromating pre-finish
Light source	3 x CREE "XHP35" LED
Screws	Stainless steel
Transformer	Electrical power supply 220/240V 50/60Hz built-in
Gasket	Silicone rubber
Glass	Tempered
Power cable	1 mt. power cable included
Gross weight	3,10 Kg

AC073
HONEYCOMB LOUVER

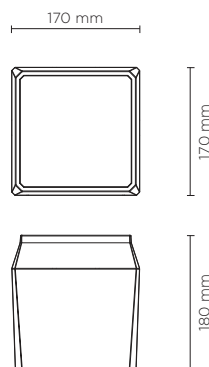




701104

QUBO MAXI COB DOWNLIGHT

Surface mounted luminaire for outdoor ceiling installation. Phospho-chromatised and polyester powder coated die-cast copper-free aluminium base and head, tempered safety glass, moulded silicone gaskets, with screws in stainless steel. Built-in LED driver, with 1 COB CREE "CXB 2540" LED. IP66 rating.



light source	light beam options	lumen output (lm)	lumin. efficacy (lm/w)
3000°K warm-white			
cob led	14°	4.950	117.85
cob led	35°	4.752	113.14
cob led	55°	4.560	108.57
4000°K neutral-white			
cob led	14°	5.265	125.36
cob led	35°	5.000	119.05
cob led	55°	4.770	113.57
2700°K CCT available on request			

Finish color options:

Textured Grey
RAL 9006

Anthracite Grey
RAL 7016

Matt Black
(on request)

Technical features



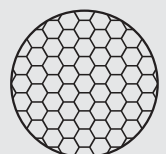
Available on request




Technical data

Wattage	42 WATT
IP Rating	IP66
IK Rating	IK10
Material	High corrosion resistance die-cast copper-free aluminum body
Coating	Polyester powder coating with phosphochromating pre-finish
Light source	1 x COB CREE "CXB 2540" LED
Screws	Stainless steel
Transformer	Electrical power supply 220/240V 50/60Hz built-in
Gasket	Silicone rubber
Glass	Tempered
Power cable	1 mt. power cable included
Gross weight	4,50 Kg

AC074
HONEYCOMB LOUVER

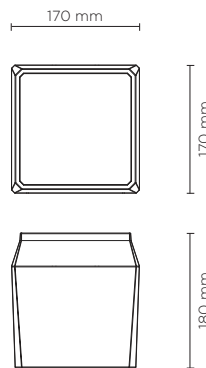




701107

QUBO MAXI HP DOWNLIGHT

Surface mounted luminaire for outdoor ceiling installation. Phospho-chromatised and polyester powder coated die-cast copper-free aluminium base and head, tempered safety glass, moulded silicone gaskets, with screws in stainless steel. Built-in LED driver, with 6 x CREE "XHP35" LED. IP66 rating.



light source	light beam options	lumen output (lm)	lumin. efficacy (lm/w)
3000°K warm-white			
high-power led	4°	4.300	113.15
high-power led	10°	4.260	112.10
high-power led	28°	4.210	110.79
4000°K neutral-white			
high-power led	4°	4.400	115.79
high-power led	10°	4.360	114.74
high-power led	28°	4.310	113.42
2700°K CCT available on request			

Finish color options:

 Textured Grey
RAL 9006

 Anthracite Grey
RAL 7016

 Matt Black
(on request)

Technical features



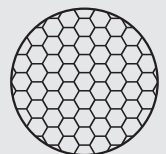
Available on request



Technical data

Wattage	38 WATT
IP Rating	IP66
IK Rating	IK10
Material	High corrosion resistance die-cast copper-free aluminum body
Coating	Polyester powder coating with phosphochromating pre-finish
Light source	6 x CREE "XHP35" LED
Screws	Stainless steel
Transformer	Electrical power supply 220/240V 50/60Hz built-in
Gasket	Silicone rubber
Glass	Tempered
Power cable	1 mt. power cable included
Gross weight	4,50 Kg

AC074
HONEYCOMB LOUVER



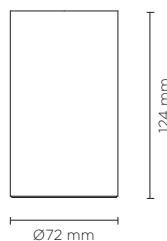
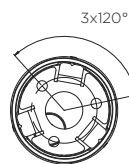




701201

CYLINDER MICRO COB

Surface mounted luminaire for outdoor ceiling installation. Phospho-chromatised and polyester powder coated extruded copper-free aluminium body, tempered safety glass, moulded silicone gaskets, with screws in stainless steel. Built-in LED driver, with 1 COB CREE "CXB 1304" LED. IP66 rating.



light source	light beam options	lumen output (lm)	lumin. efficacy (lm/w)
3000°K warm-white			
cob led	18°	620	103.33
cob led	36°	600	100.00
cob led	60°	580	96.67
4000°K neutral-white			
cob led	18°	640	106.67
cob led	36°	620	103.33
cob led	60°	600	100.00
2700°K CCT available on request			

Finish color options:

- Textured Grey RAL 9006
- Anthracite Grey RAL 7016
- Matt Black (on request)

Technical features



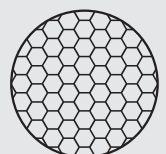
Available on request




Technical data

Wattage	6 WATT
IP Rating	IP66
IK Rating	IK09
Material	Phospho-chromatised and polyester powder coated extruded copper-free aluminium
Coating	Polyester powder coating with phosphochromating pre-finish
Light source	1 x COB CREE "CXB 1304" LED
Screws	Stainless steel
Transformer	Electrical power supply 220/240V 50/60Hz built-in
Gasket	Silicone rubber
Glass	Tempered
Power cable	1 mt. power cable included
Gross weight	1,00 Kg

AC090
HONEYCOMB LOUVER



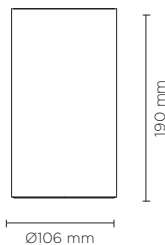
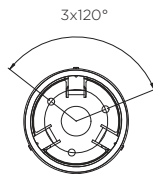




701202

CYLINDER MINI COB

Surface mounted luminaire for outdoor ceiling installation. Phospho-chromatised and polyester powder coated extruded copper-free aluminium body, tempered safety glass, moulded silicone gaskets, with screws in stainless steel. Built-in LED driver, with 1 COB CREE "CXB 1310" LED. IP66 rating.



light source	light beam options	lumen output (lm)	lumin. efficacy (lm/w)
3000°K warm-white			
cob led	14°	1.100	110
cob led	35°	1.060	106
cob led	55°	1.000	100
4000°K neutral-white			
cob led	14°	1.200	120
cob led	35°	1.140	114
cob led	55°	1.083	108
2700°K CCT available on request			

Finish color options:

Textured Grey
RAL 9006

Anthracite Grey
RAL 7016

Matt Black
(on request)

Technical features



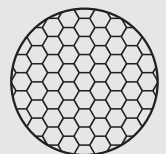
Available on request



Technical data

Wattage	10 WATT
IP Rating	IP66
IK Rating	IK09
Material	Phospho-chromatised and polyester powder coated extruded copper-free aluminium
Coating	Polyester powder coating with phosphochromating pre-finish
Light source	1 x COB CREE "CXB 1304" LED
Screws	Stainless steel
Transformer	Electrical power supply 220/240V 50/60Hz built-in
Gasket	Silicone rubber
Glass	Tempered
Power cable	1 mt. power cable included
Gross weight	2,70 Kg

AC091
HONEYCOMB LOUVER

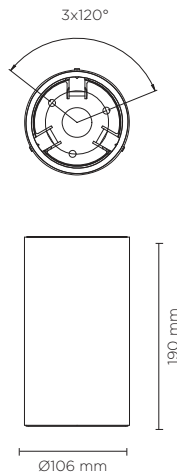




701205

CYLINDER MINI HP

Surface mounted luminaire for outdoor ceiling installation. Phospho-chromatised and polyester powder coated extruded copper-free aluminium body, tempered safety glass, moulded silicone gaskets, with screws in stainless steel. Built-in LED driver, with 1 x CREE "XHP35" LED. IP66 rating.



light source	light beam options	lumen output (lm)	lumin. efficacy (lm/w)
3000°K warm-white			
high-power led	4°	690	86.25
high-power led	10°	662	82.75
high-power led	28°	642	80.25
4000°K neutral-white			
high-power led	4°	703	87.88
high-power led	10°	676	84.50
high-power led	28°	656	82.00
2700°K CCT available on request			

Finish color options:

Textured Grey
RAL 9006

Anthracite Grey
RAL 7016

Matt Black
(on request)

Technical features



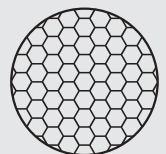
Available on request



Technical data

Wattage	8 WATT
IP Rating	IP66
IK Rating	IK09
Material	Phospho-chromatised and polyester powder coated extruded copper-free aluminium
Coating	Polyester powder coating with phosphochromating pre-finish
Light source	1 x CREE "XHP35" LED
Screws	Stainless steel
Transformer	Electrical power supply 220/240V 50/60Hz built-in
Gasket	Silicone rubber
Glass	Tempered
Power cable	1 mt. power cable included
Gross weight	2,70 Kg

AC091
HONEYCOMB LOUVER

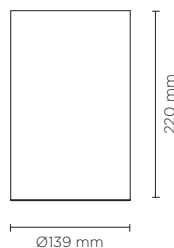
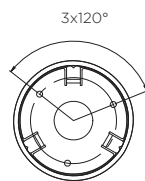




701203

CYLINDER MEDIUM COB

Surface mounted luminaire for outdoor ceiling installation. Phospho-chromatised and polyester powder coated extruded copper-free aluminium body, tempered safety glass, moulded silicone gaskets, with screws in stainless steel. Built-in LED driver, with 1 COB CREE "CXB 1512" LED. IP66 rating.



light source	light beam options	lumen output (lm)	lumin. efficacy (lm/w)
3000°K warm-white			
cob led	14°	1.900	118.75
cob led	35°	1.813	113.31
cob led	55°	1.722	107.62
4000°K neutral-white			
cob led	14°	2.000	125.00
cob led	35°	1.900	118.75
cob led	55°	1.805	112.81
2700°K CCT available on request			

Finish color options:

- Textured Grey RAL 9006
- Anthracite Grey RAL 7016
- Matt Black (on request)

Technical features



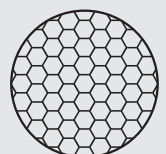
Available on request



Technical data

Wattage	16 WATT
IP Rating	IP66
IK Rating	IK09
Material	Phospho-chromatised and polyester powder coated extruded copper-free aluminium
Coating	Polyester powder coating with phosphochromating pre-finish
Light source	1 x COB CREE "CXB 1512" LED
Screws	Stainless steel
Transformer	Electrical power supply 220/240V 50/60Hz built-in
Gasket	Silicone rubber
Glass	Tempered
Power cable	1 mt. power cable included
Gross weight	4,00 Kg

AC092
HONEYCOMB LOUVER

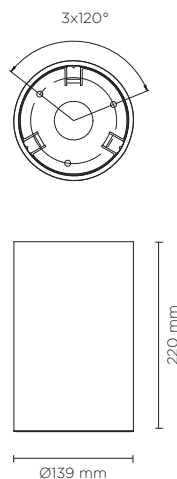




701206

CYLINDER MEDIUM HP

Surface mounted luminaire for outdoor ceiling installation. Phospho-chromatised and polyester powder coated extruded copper-free aluminium body, tempered safety glass, moulded silicone gaskets, with screws in stainless steel. Built-in LED driver, with 3 x CREE "XHP35" LED. IP66 rating.



light source	light beam options	lumen output (lm)	lumin. efficacy (lm/w)
3000°K warm-white			
high-power led	4°	2.050	102.50
high-power led	10°	2.000	100.00
high-power led	28°	1.950	97.50
4000°K neutral-white			
high-power led	4°	2.100	105.00
high-power led	10°	2.050	102.50
high-power led	28°	2.000	100.00
2700°K CCT available on request			

Finish color options:

Textured Grey
RAL 9006

Anthracite Grey
RAL 7016

Matt Black
(on request)

Technical features



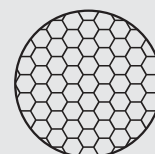
Available on request



Technical data

Wattage	20 WATT
IP Rating	IP66
IK Rating	IK09
Material	Phospho-chromatised and polyester powder coated extruded copper-free aluminium
Coating	Polyester powder coating with phosphocromating pre-finish
Light source	3 x CREE "XHP35" LED
Screws	Stainless steel
Transformer	Electrical power supply 220/240V 50/60Hz built-in
Gasket	Silicone rubber
Glass	Tempered
Power cable	1 mt. power cable included
Gross weight	4,00 Kg

AC092
HONEYCOMB LOUVER

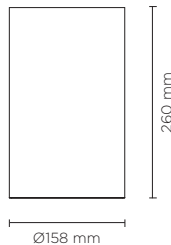
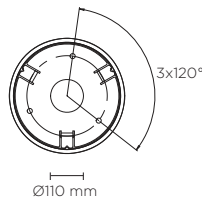




701204

CYLINDER MAXI COB

Surface mounted luminaire for outdoor ceiling installation. Phospho-chromatised and polyester powder coated extruded copper-free aluminium body, tempered safety glass, moulded silicone gaskets, with screws in stainless steel. Built-in LED driver, with 1 COB CREE "CXB 2540" LED. IP66 rating.



light source	light beam options	lumen output (lm)	lumin. efficacy (lm/w)
3000°K warm-white			
cob led	14°	4.950	117.85
cob led	35°	4.752	113.14
cob led	55°	4.560	108.57
4000°K neutral-white			
cob led	14°	5.265	125.36
cob led	35°	5.000	119.05
cob led	55°	4.770	113.57
2700°K CCT available on request			

Finish color options:

Textured Grey
RAL 9006

Anthracite Grey
RAL 7016

Matt Black
(on request)

Technical features



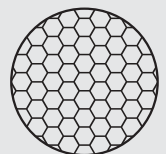
Available on request



Technical data

Wattage	42 WATT
IP Rating	IP66
IK Rating	IK09
Material	Phospho-chromatised and polyester powder coated extruded copper-free aluminium
Coating	Polyester powder coating with phosphochromating pre-finish
Light source	1 x COB CREE "CXB 2540" LED
Screws	Stainless steel
Transformer	Electrical power supply 220/240V 50/60Hz built-in
Gasket	Silicone rubber
Glass	Tempered
Power cable	1 mt. power cable included
Gross weight	5,00 Kg

AC093
HONEYCOMB LOUVER

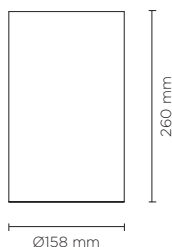
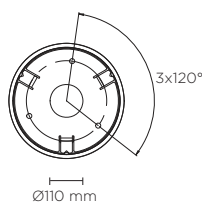




701207

CYLINDER MAXI HP

Surface mounted luminaire for outdoor ceiling installation. Phospho-chromatised and polyester powder coated extruded copper-free aluminium body, tempered safety glass, moulded silicone gaskets, with screws in stainless steel. Built-in LED driver, with 6 x CREE "XHP35" LED. IP66 rating.



light source	light beam options	lumen output (lm)	lumin. efficacy (lm/w)
3000°K warm-white			
high-power led	4°	4.300	113.15
high-power led	10°	4.260	112.10
high-power led	28°	4.210	110.79
4000°K neutral-white			
high-power led	4°	4.400	115.79
high-power led	10°	4.360	114.74
high-power led	28°	4.310	113.42
2700°K CCT available on request			

Finish color options:

Textured Grey
RAL 9006

Anthracite Grey
RAL 7016

Matt Black
(on request)

Technical features



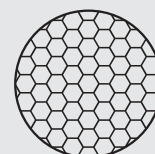
Available on request



Technical data

Wattage	38 WATT
IP Rating	IP66
IK Rating	IK09
Material	Phospho-chromatised and polyester powder coated extruded copper-free aluminium
Coating	Polyester powder coating with phosphochromating pre-finish
Light source	6 x CREE "XHP35" LED
Screws	Stainless steel
Transformer	Electrical power supply 220/240V 50/60Hz built-in
Gasket	Silicone rubber
Glass	Tempered
Power cable	1 mt. power cable included
Gross weight	5,00 Kg

AC093
HONEYCOMB LOUVER

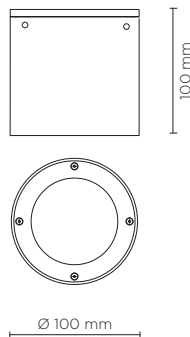





707001

TECH MINI STEEL ROUND 03

Round downlight for outdoor surface installation on the ceiling, luminaire body completely realized in mirrored stainless steel AISI 316L, tempered safety glass, moulded silicone gasket and stainless steel screws. Built-in LED driver 220-240V 50-60Hz, with 1 x COB CREE LED. IP65 rating.



light source	light beam options	lumen output (lm)	lumin. efficacy (lm/w)
3000°K warm-white			
cob led	 30°	480	96.00

Finish color options:

 Textured Grey
RAL 9006

Technical features

IP65

IK08

CE

5 YEARS



Technical data

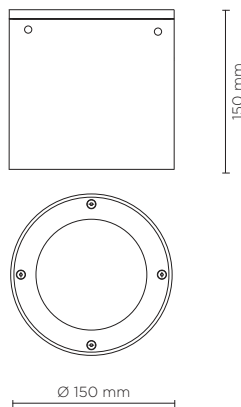
Wattage	5 WATT
IP Rating	IP65
IK Rating	IK08
Material	Mirrored stainless steel AISI 316L
Light source	NR. 1 x 5W CREE COB LED
Screws	Stainless steel
Transformer	Electronic power supply 220/240V 50/60Hz built-in
Gasket	Silicone rubber
Power cable	0.3 mt. neoprene power cable included
Glass	Tempered
Gross weight	1,50 Kg




707002

TECH MEDIUM STEEL ROUND 03

Round downlight for outdoor surface installation on the ceiling, luminaire body completely realized in mirrored stainless steel AISI 316L, tempered safety glass, moulded silicone gasket and stainless steel screws. Built-in LED driver 220-240V 50-60Hz, with 1 x COB CREE LED. IP65 rating.



light source	light beam options	lumen output (lm)	lumin. efficacy (lm/w)
3000°K warm-white			
cob led	 30°	960	80.00

Finish color options:

 Mirrored Stainless Steel

Technical features



Technical data

Wattage	12 WATT
IP Rating	IP65
IK Rating	IK08
Material	Mirrored stainless steel AISI 316L
Light source	NR. 1 x 12W CREE COB LED
Screws	Stainless steel
Transformer	Electronic power supply 220/240V 50/60Hz built-in
Gasket	Silicone rubber
Power cable	0.3 mt. neoprene power cable included
Glass	Tempered
Gross weight	3,00 Kg



URBAN LIGHTS

luminaire	lumen package	page
80900 PLAZA	2.063 - 5.870	530
802000 CITY	1.728 - 6.912	536
806000 ZEUS POLE	1.510 - 2 x 6.675	546
803000 BOOK POLE-TOP	1.728 - 2 x 3.456	558
807000 RING POLE	642 - 2 x 10.200	562
808000 QUBO POLE	1.722 - 5.265	580
805000 FLASH POLE-TOP	650 - 2 x 4.730	584
809900 POLES & ACCESSORIES		598

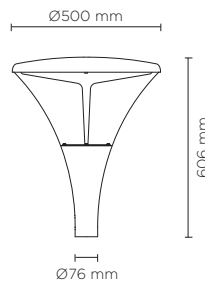


809001

PLAZA 25

Designed by
NAVA + AROSIO

Round pole-top mounted luminaire for outdoor installation on a pole diam. 60 mm (or 76 mm using pole adapter). Phospho-chromatised and polyester powder coated die-cast copper-free aluminium body, polycarbonate diffuser, moulded silicone gasket and stainless steel screws Built-in LED driver 220-240V 50-60Hz, with 50 x Lumileds / Luxeon DS207 LED. IP66 rating.



light source	light beam options	lumen output (lm)	lumin. efficacy (lm/w)
3000°K warm-white			
mid-power led	360°	2.063	82.52
4000°K neutral-white			
mid-power led	360°	2.160	86.40
2700°K CCT available on request			

Finish color options:

Textured Grey
RAL 9006

Anthracite Grey
RAL 7016

Matt Black
(on request)

Technical features



Available on request



Technical data

Wattage	25 WATT
IP Rating	IP66
IK Rating	IK10
Material	High corrosion resistance die-cast copper-free aluminum body
Coating	Polyester powder coating with phosphocromating pre-finish
Light source	50 x Lumileds Luxeon DS207 LED
Screws	Stainless steel
Diffuser	Polycarbonate
Power supply	220/240V 50/60Hz built-in
Gasket	Silicone rubber
Cable gland	M20 cable gland
Power cable	3 mt. power cable included
Gross weight	9,00 Kg







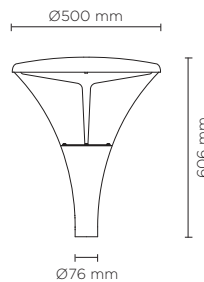


809002

PLAZA 45

Designed by
NAVA + AROSIO

Round pole-top mounted luminaire for outdoor installation on a pole diam. 60 mm (or 76 mm using pole adapter). Phospho-chromatised and polyester powder coated die-cast copper-free aluminium body, polycarbonate diffuser, moulded silicone gasket and stainless steel screws Built-in LED driver 220-240V 50-60Hz, with 70 x Lumileds / Luxeon DS207 LED. IP66 rating.



light source	light beam options	lumen output (lm)	lumin. efficacy (lm/w)
3000°K warm-white			
mid-power led	360°	3.712	82.48
4000°K neutral-white			
mid-power led	360°	3.810	84.67
2700°K CCT available on request			

Finish color options:

- Textured Grey
RAL 9006
- Anthracite Grey
RAL 7016
- Matt Black
(on request)

Technical features



Available on request



Technical data

Wattage	45 WATT
IP Rating	IP66
IK Rating	IK10
Material	High corrosion resistance die-cast copper-free aluminum body
Coating	Polyester powder coating with phosphocromating pre-finish
Light source	70 x Lumileds Luxeon DS207 LED
Screws	Stainless steel
Diffuser	Polycarbonate
Power supply	220/240V 50/60Hz built-in
Gasket	Silicone rubber
Cable gland	M20 cable gland
Power cable	3 mt. power cable included
Gross weight	9,00 Kg



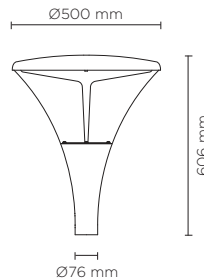


809003

PLAZA 70

Designed by
NAVA + AROSIO

Round pole-top mounted luminaire for outdoor installation on a pole diam. 60 mm (or 76 mm using pole adapter). Phospho-chromatised and polyester powder coated die-cast copper-free aluminium body, polycarbonate diffuser, moulded silicone gasket and stainless steel screws Built-in LED driver 220-240V 50-60Hz, with 80 x Lumileds / Luxeon DS207 LED. IP66 rating.



light source	light beam options	lumen output (lm)	lumin. efficacy (lm/w)
3000°K warm-white			
mid-power led	360°	5.775	82.50
4000°K neutral-white			
mid-power led	360°	5.870	83.86
2700°K CCT available on request			

Finish color options:

Textured Grey
RAL 9006

Anthracite Grey
RAL 7016

Matt Black
(on request)

Technical features



Available on request

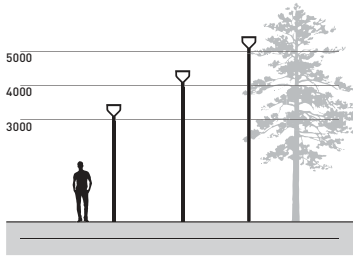


Technical data

Wattage	70 WATT
IP Rating	IP66
IK Rating	IK10
Material	High corrosion resistance die-cast copper-free aluminum body
Coating	Polyester powder coating with phosphocromating pre-finish
Light source	80 x Lumileds Luxeon DS207 LED
Screws	Stainless steel
Diffuser	Polycarbonate
Power supply	220/240V 50/60Hz built-in
Gasket	Silicone rubber
Cable gland	M20 cable gland
Power cable	3 mt. power cable included
Gross weight	9,00 Kg



POLES & ACCESSORIES

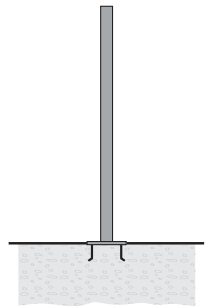
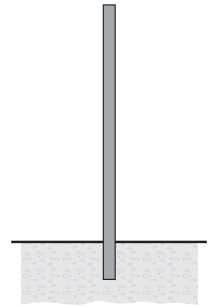


BURIED POLES

code	article	h. mm.	description
809901	cylindrical pole 3,5 meters to be buried	3.500	Cylindrical pole made in steel S235JR (UNI EN 10219) hot galvanized (UNI EN 1461), diameter 76 mm, thickness 4 mm.
809902	cylindrical pole 4,5 meters to be buried	4.500	Phospho-chromatised and polyester powder coated. Total height including 500 mm to be buried into the ground. Includes IP54 cover plate 132x38 mm and terminal block in double insulation.
809903	cylindrical pole 5,5 meters to be buried	5.500	Phospho-chromatised and polyester powder coated. Total height including 500 mm to be buried into the ground. Includes IP54 cover plate 132x38 mm and terminal block in double insulation.
809908	adapter diam. 76mm -> 60mm		Adapter for pole diam. 76 mm, allow the diameter reduction to 60 mm

POLES WITH BASE-PLATE

code	article	h. mm.	description
809904	cylindrical pole 3 meters with base-plate	3.000	Cylindrical pole made in steel S235JR (UNI EN 10219) hot galvanized (UNI EN 1461), diameter 76 mm, thickness 4 mm.
809905	cylindrical pole 4 meters with base-plate	4.000	Phospho-chromatised and polyester powder coated. With base plate dim. 250x250 mm, thickness 10 mm
809906	cylindrical pole 5 meters with base-plate	5.000	Phospho-chromatised and polyester powder coated. Includes IP54 cover plate 132x38 mm and terminal block in double insulation.
809907	anchorage unit for base-plate		Base plate dim. 250x250 mm, thickness 3 mm, made in galvanized steel complete of nr. 4 anchorage threaded bolts
809908	adapter diam. 76mm -> 60mm		Adapter for pole diam. 76 mm, allow the diameter reduction to 60 mm

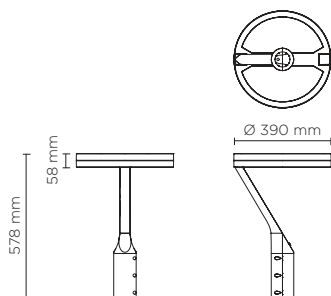




802001-02

CITY 01

Round pole-top mounted luminaire for outdoor installation on a pole diam. 60 mm, single supporting arm, with downward light distribution. Phospho-chromatised and polyester powder coated die-cast copper-free aluminium body, tempered safety glass, moulded silicone gasket and stainless steel screws. Built-in LED driver/s, with number of LEDs from 24 to 48 CREE XP-G3 LED. IP66 rating.



ROTSYMMETRICAL



CYCLE ROUTE / PEDESTRIAN



STREET



Technical features






Available on request



Technical data

IP Rating	IP66
IK Rating	IK09
Material	High corrosion resistance die-cast copper-free aluminum body
Coating	Polyester powder coating with phosphochromating pre-finish
Screws	Stainless steel
Light source	NR. 24 -> 48 x 1.5W CREE "XP-G3" LED
Gasket	Silicone rubber
Glass	Tempered
Transformer	Electronic transformer 220/240V 50/60Hz included
Power cable	3 m neoprene power cable included
Weight	6,10 Kg






802001		CITY 01 12+12 - 36 WATT 220-240V 50-60HZ ELECTRONIC	
light source*	light beam options	lumen output (lm)	lumin. efficacy (lm/w)
3000°K warm-white			
high power led	 rotosymmetrical	3.456	96.00
high power led	 cycle route pedestrian	3.456	96.00
high power led	 street	3.456	96.00

* Other light colors available on request: Neutral-white

Colors options

-  Textured Grey RAL 9006
-  Anthracite Grey RAL 7016
-  Matt Black (on request)



802002		CITY 01 24+24 - 72 WATT 220-240V 50-60HZ ELECTRONIC	
light source*	light beam options	lumen output (lm)	lumin. efficacy (lm/w)
3000°K warm-white			
high power led	 rotosymmetrical	6.912	96.00
high power led	 cycle route pedestrian	6.912	96.00
high power led	 street	6.912	96.00

* Other light colors available on request: Neutral-white

Colors options

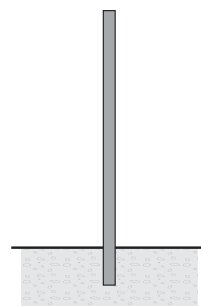
-  Textured Grey RAL 9006
-  Anthracite Grey RAL 7016
-  Matt Black (on request)



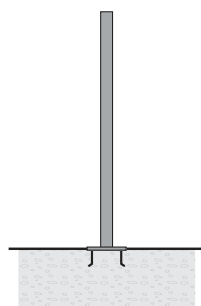
POLES & ACCESSORIES



BURIED POLES			
code	article	h. mm.	description
809901	cylindrical pole 3,5 meters to be buried	3.500	Cylindrical pole made in steel S235JR (UNI EN 10219) hot galvanized (UNI EN 1461), diameter 76 mm, thickness 4 mm.
809902	cylindrical pole 4,5 meters to be buried	4.500	Phospho-chromatised and polyester powder coated. Total height including 500 mm to be buried into the ground. Includes IP54 cover plate 132x38 mm and terminal block in double insulation.
809903	cylindrical pole 5,5 meters to be buried	5.500	
809908	adapter diam. 76mm -> 60mm		Adapter for pole diam. 76 mm, allow the diameter reduction to 60 mm



POLES WITH BASE-PLATE			
code	article	h. mm.	description
809904	cylindrical pole 3 meters with base-plate	3.000	Cylindrical pole made in steel S235JR (UNI EN 10219) hot galvanized (UNI EN 1461), diameter 76 mm, thickness 4 mm.
809905	cylindrical pole 4 meters with base-plate	4.000	Phospho-chromatised and polyester powder coated. With base plate dim. 250x250 mm, thickness 10 mm
809906	cylindrical pole 5 meters with base-plate	5.000	Includes IP54 cover plate 132x38 mm and terminal block in double insulation.
809907	anchorage unit for base-plate		Base plate dim. 250x250 mm, thickness 3 mm, made in galvanized steel complete of nr. 4 anchorage threaded bolts
809908	adapter diam. 76mm -> 60mm		Adapter for pole diam. 76 mm, allow the diameter reduction to 60 mm


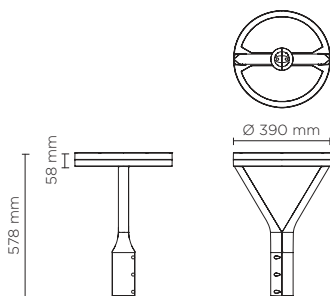




802003..07

CITY 02

Round pole-top mounted luminaire for outdoor installation on a pole diam. 60 mm, double supporting arm, with downward light distribution. Phospho-chromatised and polyester powder coated die-cast copper-free aluminium body, tempered safety glass, moulded silicone gasket and stainless steel screws. Built-in LED driver/s, with number of LEDs from 12 to 48 CREE XP-G3 LED. IP66 rating.



Technical features



Available on request






Technical data

IP Rating	IP66
IK Rating	IK09
Material	High corrosion resistance die-cast copper-free aluminum body
Coating	Polyester powder coating with phosphochromating pre-finish
Screws	Stainless steel
Light source	NR. 12 -> 48 x 1.5W CREE "XP-G3" LED
Gasket	Silicone rubber
Glass	Tempered
Transformer	Electronic transformer 220/240V 50/60Hz included
Power cable	3 m neoprene power cable included
Weight	6,30 Kg





802003 CITY O2 12+0 - 18 WATT 220-240V 50-60HZ ELECTRONIC

light source*	light beam options	lumen output (lm)	lumin. efficacy (lm/w)
3000°K warm-white			
high power led	 rotosymmetrical	1.728	96.00
high power led	 cycle route pedestrian	1.728	96.00
high power led	 street	1.728	96.00




* Other light colors available on request: Neutral-white

Colors options

-  Textured Grey RAL 9006
-  Anthracite Grey RAL 7016
-  Matt Black (on request)



802004 CITY O2 12+12 - 36 WATT 220-240V 50-60HZ ELECTRONIC

light source*	light beam options	lumen output (lm)	lumin. efficacy (lm/w)
3000°K warm-white			
high power led	 rotosymmetrical	3.456	96.00
high power led	 cycle route pedestrian	3.456	96.00
high power led	 street	3.456	96.00




* Other light colors available on request: Neutral-white

Colors options

-  Textured Grey RAL 9006
-  Anthracite Grey RAL 7016
-  Matt Black (on request)




802005 CITY O2 24+0 - 36 WATT 220-240V 50-60HZ ELECTRONIC

light source*	light beam options	lumen output (lm)	lumin. efficacy (lm/w)
3000°K warm-white			
high power led	 rotosymmetrical	3.456	96.00
high power led	 cycle route pedestrian	3.456	96.00
high power led	 street	3.456	96.00




* Other light colors available on request: Neutral-white

Colors options

-  Textured Grey RAL 9006
-  Anthracite Grey RAL 7016
-  Matt Black (on request)




802006 CITY O2 24+12 - 54 WATT 220-240V 50-60HZ ELECTRONIC

light source*	light beam options	lumen output (lm)	lumin. efficacy (lm/w)
3000°K warm-white			
high power led	 rotosymmetrical	5.184	96.00
high power led	 cycle route pedestrian	5.184	96.00
high power led	 street	5.184	96.00

* Other light colors available on request: Neutral-white




Colors options

-  Textured Grey RAL 9006
-  Anthracite Grey RAL 7016
-  Matt Black (on request)


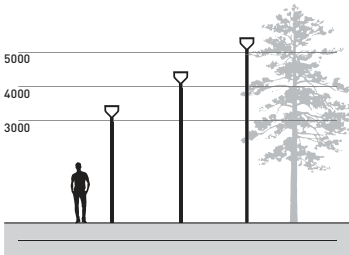


802007

CITY O2 24+24 - 72 WATT 220-240V 50-60HZ ELECTRONIC

light source*	light beam options	lumen output (lm)	lumin. efficacy (lm/w)
3000°K warm-white			
high power led	 rotosymmetrical	6.912	96.00
high power led	 cycle route pedestrian	6.912	96.00
high power led	 street	6.912	96.00

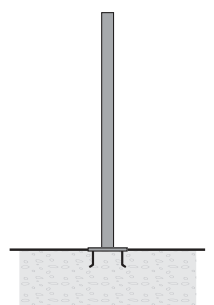
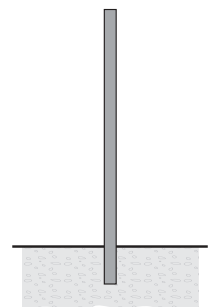
* Other light colors available on request: Neutral-white

Colors options Textured Grey
RAL 9006 Anthracite Grey
RAL 7016 Matt Black
(on request)**POLES & ACCESSORIES****BURIED POLES**

code	article	h. mm.	description
809901	cylindrical pole 3,5 meters to be buried	3.500	Cylindrical pole made in steel S235JR (UNI EN 10219) hot galvanized (UNI EN 1461), diameter 76 mm, thickness 4 mm.
809902	cylindrical pole 4,5 meters to be buried	4.500	Phospho-chromatised and polyester powder coated. Total height including 500 mm to be buried into the ground. Includes IP54 cover plate 132x38 mm and terminal block in double insulation.
809903	cylindrical pole 5,5 meters to be buried	5.500	Phospho-chromatised and polyester powder coated. Total height including 500 mm to be buried into the ground. Includes IP54 cover plate 132x38 mm and terminal block in double insulation.
809908	adapter diam. 76mm -> 60mm		Adapter for pole diam. 76 mm, allow the diameter reduction to 60 mm

POLES WITH BASE-PLATE

code	article	h. mm.	description
809904	cylindrical pole 3 meters with base-plate	3.000	Cylindrical pole made in steel S235JR (UNI EN 10219) hot galvanized (UNI EN 1461), diameter 76 mm, thickness 4 mm.
809905	cylindrical pole 4 meters with base-plate	4.000	Phospho-chromatised and polyester powder coated. With base plate dim. 250x250 mm, thickness 10 mm
809906	cylindrical pole 5 meters with base-plate	5.000	Includes IP54 cover plate 132x38 mm and terminal block in double insulation.
809907	anchorage unit for base-plate		Base plate dim. 250x250 mm, thickness 3 mm, made in galvanized steel complete of nr. 4 anchorage threaded bolts
809908	adapter diam. 76mm -> 60mm		Adapter for pole diam. 76 mm, allow the diameter reduction to 60 mm

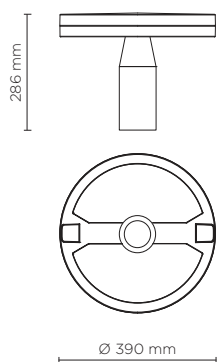




802008..12

CITY 03

Round pole-top mounted luminaire for outdoor installation on a pole diam. 60 mm, central supporting arm, with downward light distribution. Phospho-chromatised and polyester powder coated die-cast copper-free aluminium body, tempered safety glass, moulded silicone gasket and stainless steel screws Built-in LED driver/s, with 12 to 48 CREE XP-G3 LED. IP66 rating.



ROTSYMMETRICAL



CYCLE ROUTE / PEDESTRIAN



STREET



Technical features




Available on request






Technical data

IP Rating	IP66
IK Rating	IK09
Material	High corrosion resistance die-cast copper-free aluminum body
Coating	Polyester powder coating with phosphochromating pre-finish
Screws	Stainless steel
Light source	NR. 12 -> 48 x 1.5W CREE "XP-G3" LED
Gasket	Silicone rubber
Glass	Tempered
Transformer	Electronic transformer 220/240V 50/60Hz included
Power cable	3 m neoprene power cable included
Weight	6,10 Kg





802008 CITY 03 12+0 - 18 WATT 220-240V 50-60HZ ELECTRONIC

light source*	light beam options	lumen output (lm)	lumin. efficacy (lm/w)
3000°K warm-white			
high power led	 rotosymmetrical	1.728	96.00
high power led	 cycle route pedestrian	1.728	96.00
high power led	 street	1.728	96.00




* Other light colors available on request: Neutral-white

Colors options

-  Textured Grey RAL 9006
-  Anthracite Grey RAL 7016
-  Matt Black (on request)



802009 CITY 03 12+12 - 36 WATT 220-240V 50-60HZ ELECTRONIC

light source*	light beam options	lumen output (lm)	lumin. efficacy (lm/w)
3000°K warm-white			
high power led	 rotosymmetrical	3.456	96.00
high power led	 cycle route pedestrian	3.456	96.00
high power led	 street	3.456	96.00




* Other light colors available on request: Neutral-white

Colors options

-  Textured Grey RAL 9006
-  Anthracite Grey RAL 7016
-  Matt Black (on request)




802010 CITY 03 24+0 - 36 WATT 220-240V 50-60HZ ELECTRONIC

light source*	light beam options	lumen output (lm)	lumin. efficacy (lm/w)
3000°K warm-white			
high power led	 rotosymmetrical	3.456	96.00
high power led	 cycle route pedestrian	3.456	96.00
high power led	 street	3.456	96.00




* Other light colors available on request: Neutral-white

Colors options

-  Textured Grey RAL 9006
-  Anthracite Grey RAL 7016
-  Matt Black (on request)



802011 CITY 03 24+12 - 54 WATT 220-240V 50-60HZ ELECTRONIC

light source*	light beam options	lumen output (lm)	lumin. efficacy (lm/w)
3000°K warm-white			
high power led	 rotosymmetrical	5.184	96.00
high power led	 cycle route pedestrian	5.184	96.00
high power led	 street	5.184	96.00

* Other light colors available on request: Neutral-white




Colors options

-  Textured Grey RAL 9006
-  Anthracite Grey RAL 7016
-  Matt Black (on request)



802012


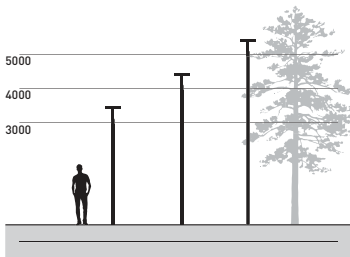
CITY 03 24+24 - 72 WATT 220-240V 50-60HZ ELECTRONIC

light source*	light beam options	lumen output (lm)	lumin. efficacy (lm/w)
3000°K warm-white			
high power led	 rotosymmetrical	6.912	96.00
high power led	 cycle route pedestrian	6.912	96.00
high power led	 street	6.912	96.00

* Other light colors available on request: Neutral-white

Colors options

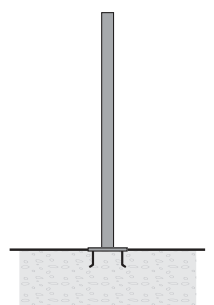
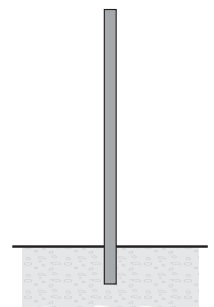
 Textured Grey RAL 9006	 Anthracite Grey RAL 7016	 Matt Black (on request)
--	---	--

**POLES & ACCESSORIES****BURIED POLES**

code	article	h. mm.	description
809901	cylindrical pole 3,5 meters to be buried	3.500	Cylindrical pole made in steel S235JR (UNI EN 10219) hot galvanized (UNI EN 1461), diameter 76 mm, thickness 4 mm.
809902	cylindrical pole 4,5 meters to be buried	4.500	Phospho-chromatised and polyester powder coated. Total height including 500 mm to be buried into the ground. Includes IP54 cover plate 132x38 mm and terminal block in double insulation.
809903	cylindrical pole 5,5 meters to be buried	5.500	Phospho-chromatised and polyester powder coated. Total height including 500 mm to be buried into the ground. Includes IP54 cover plate 132x38 mm and terminal block in double insulation.
809908	adapter diam. 76mm -> 60mm		Adapter for pole diam. 76 mm, allow the diameter reduction to 60 mm

POLES WITH BASE-PLATE

code	article	h. mm.	description
809904	cylindrical pole 3 meters with base-plate	3.000	Cylindrical pole made in steel S235JR (UNI EN 10219) hot galvanized (UNI EN 1461), diameter 76 mm, thickness 4 mm.
809905	cylindrical pole 4 meters with base-plate	4.000	Phospho-chromatised and polyester powder coated. With base plate dim. 250x250 mm, thickness 10 mm
809906	cylindrical pole 5 meters with base-plate	5.000	Phospho-chromatised and polyester powder coated. With base plate dim. 250x250 mm, thickness 10 mm
809907	anchorage unit for base-plate		Base plate dim. 250x250 mm, thickness 3 mm, made in galvanized steel complete of nr. 4 anchorage threaded bolts
809908	adapter diam. 76mm -> 60mm		Adapter for pole diam. 76 mm, allow the diameter reduction to 60 mm





Technical features



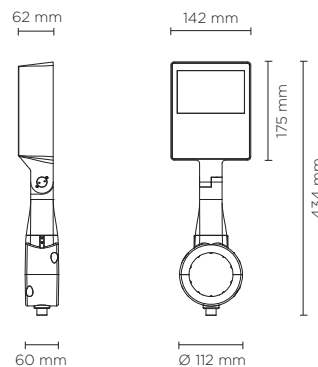
Available on request



806005 - 806006

SINGLE ZEUS POLE MEDIUM

Square pole mounted floodlight for outdoor installation on a pole diam. 60 mm or 76 mm. Phospho-chromatised and polyester powder coated die-cast copper-free aluminium base and head, tempered safety glass, moulded silicone gaskets and o-rings, with screws in stainless steel. Symmetrical or asymmetrical wide light distribution. Swivel joint with graduated scale and mechanical aiming lock. Built-in LED driver, with 56 x mid-power SAMSUNG 2835 LED. IP66 rating.



SYMMETRIC LIGHT DISTRIBUTION





ASYMMETRIC LIGHT DISTRIBUTION





Technical data

IP Rating	IP66
IK Rating	IK09
Material	High corrosion resistance die-cast copper-free aluminum body
Coating	Polyester powder coating with phosphochromating pre-finish
Screws	Stainless steel
Transformer	Electrical power supply 220/240V 50/60Hz built-in
Gasket	Silicone rubber
Glass	Tempered
Cable gland	M16 rubber grommet
Power cable	3 Mt. Power cable included
Gross weight	2,70 Kg

806005		SINGLE ZEUS POLE MEDIUM SYMM 20 WATT 220-240V 50-60HZ	
light source	light beam options	lumen output (lm)	lumin. efficacy (lm/w)
3000°K warm-white			
mid-power led	 110°	1.510	75.50
4000°K neutral-white			
mid-power led	 110°	1.560	78.00



806006		SINGLE ZEUS POLE MEDIUM ASYMM 20 WATT 220-240V 50-60HZ	
light source	light beam options	lumen output (lm)	lumin. efficacy (lm/w)
3000°K warm-white			
mid-power led	 110°x70°	1.560	78.00
4000°K neutral-white			
mid-power led	 110°x70°	1.610	80.50



Colors options

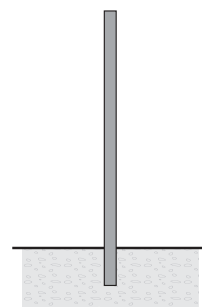
-  Textured Grey RAL 9006
-  Anthracite Grey RAL 7016
-  Matt Black (on request)

POLES & ACCESSORIES



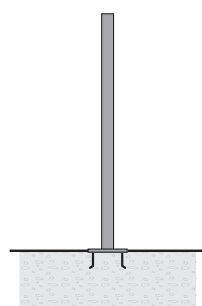
BURIED POLES

code	article	h. mm.	description
809901	cylindrical pole 3,5 meters to be buried	3.500	Cylindrical pole made in steel S235JR (UNI EN 10219) hot galvanized (UNI EN 1461), diameter 76 mm, thickness 4 mm.
809902	cylindrical pole 4,5 meters to be buried	4.500	Phospho-chromatised and polyester powder coated. Total height including 500 mm to be buried into the ground. Includes IP54 cover plate 132x38 mm and terminal block in double insulation.
809903	cylindrical pole 5,5 meters to be buried	5.500	
809909	Top cap for pole diam. 76 mm.		



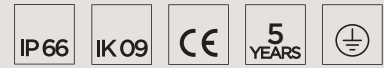
POLES WITH BASE-PLATE

code	article	h. mm.	description
809904	cylindrical pole 3 meters with base-plate	3.000	Cylindrical pole made in steel S235JR (UNI EN 10219) hot galvanized (UNI EN 1461), diameter 76 mm, thickness 4 mm.
809905	cylindrical pole 4 meters with base-plate	4.000	Phospho-chromatised and polyester powder coated. With base plate dim. 250x250 mm, thickness 10 mm
809906	cylindrical pole 5 meters with base-plate	5.000	Includes IP54 cover plate 132x38 mm and terminal block in double insulation.
809907	anchorage unit for base-plate		Base plate dim. 250x250 mm, thickness 3 mm, made in galvanized steel complete of nr. 4 anchorage threaded bolts
809909	Top cap for pole diam. 76 mm.		





Technical features



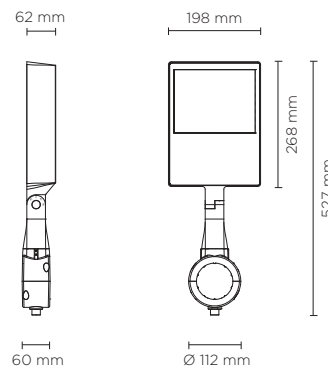
Available on request



806007 - 806008

SINGLE ZEUS POLE MAXI

Square pole mounted floodlight for outdoor installation on a pole diam. 60 mm or 76 mm. Phospho-chromatised and polyester powder coated die-cast copper-free aluminium base and head, tempered safety glass, moulded silicone gaskets and o-rings, with screws in stainless steel. Symmetrical or asymmetrical wide light distribution. Swivel joint with graduated scale and mechanical aiming lock. Built-in LED driver, with 120 x mid-power SAMSUNG 2835 LED. IP66 rating.



SYMMETRIC LIGHT DISTRIBUTION





ASYMMETRIC LIGHT DISTRIBUTION





Technical data

IP Rating	IP66
IK Rating	IK09
Material	High corrosion resistance die-cast copper-free aluminum body
Coating	Polyester powder coating with phosphochromating pre-finish
Screws	Stainless steel
Transformer	Electrical power supply 220/240V 50/60Hz built-in
Gasket	Silicone rubber
Glass	Tempered
Cable gland	M16 rubber grommet
Power cable	3 Mt. Power cable included
Gross weight	4,00 Kg

806007	SINGLE ZEUS POLE MAXI SYMM 42 WATT 220-240V 50-60HZ		
light source	light beam options	lumen output (lm)	lumin. efficacy (lm/w)
3000°K warm-white			
mid-power led	 110°	3.900	92.86
4000°K neutral-white			
mid-power led	 110°	3.940	93.80



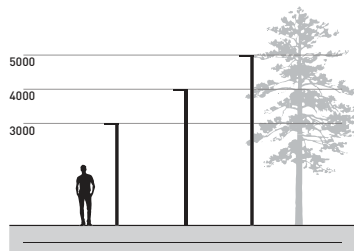
806008	SINGLE ZEUS POLE MAXI ASYMM 42 WATT 220-240V 50-60HZ		
light source	light beam options	lumen output (lm)	lumin. efficacy (lm/w)
3000°K warm-white			
mid-power led	 110°x70°	2.995	71.31
4000°K neutral-white			
mid-power led	 110°x70°	3.010	71.67



Colors options

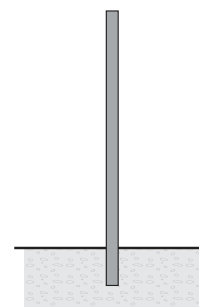
-  Textured Grey RAL 9006
-  Anthracite Grey RAL 7016
-  Matt Black (on request)

POLES & ACCESSORIES



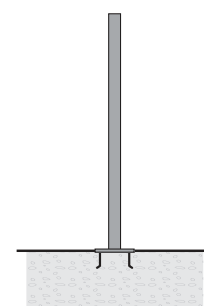
BURIED POLES

code	article	h. mm.	description
809901	cylindrical pole 3,5 meters to be buried	3.500	Cylindrical pole made in steel S235JR (UNI EN 10219) hot galvanized (UNI EN 1461), diameter 76 mm, thickness 4 mm.
809902	cylindrical pole 4,5 meters to be buried	4.500	Phospho-chromatised and polyester powder coated. Total height including 500 mm to be buried into the ground. Includes IP54 cover plate 132x38 mm and terminal block in double insulation.
809903	cylindrical pole 5,5 meters to be buried	5.500	
809909	Top cap for pole diam. 76 mm.		



POLES WITH BASE-PLATE

code	article	h. mm.	description
809904	cylindrical pole 3 meters with base-plate	3.000	Cylindrical pole made in steel S235JR (UNI EN 10219) hot galvanized (UNI EN 1461), diameter 76 mm, thickness 4 mm.
809905	cylindrical pole 4 meters with base-plate	4.000	Phospho-chromatised and polyester powder coated. With base plate dim. 250x250 mm, thickness 10 mm
809906	cylindrical pole 5 meters with base-plate	5.000	Includes IP54 cover plate 132x38 mm and terminal block in double insulation.
809907	anchorage unit for base-plate		Base plate dim. 250x250 mm, thickness 3 mm, made in galvanized steel complete of nr. 4 anchorage threaded bolts
809909	Top cap for pole diam. 76 mm.		

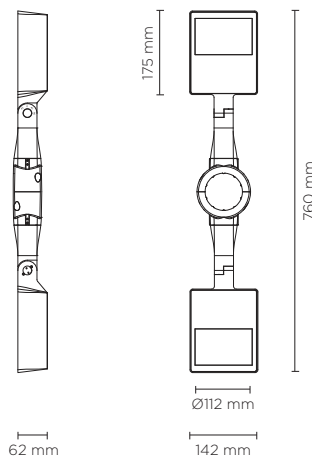




806009 - 806010

DOUBLE ZEUS POLE MEDIUM

2 x Square pole mounted floodlight for outdoor installation on a pole diam. 60 mm or 76 mm. Phospho-chromatised and polyester powder coated die-cast copper-free aluminium base and head, tempered safety glass, moulded silicone gaskets and o-rings, with screws in stainless steel. Symmetrical or asymmetrical wide light distribution. Swivel joint with graduated scale and mechanical aiming lock. Built-in LED driver, with 56 x mid-power SAMSUNG 2835 LED. IP66 rating.



SYMMETRIC LIGHT DISTRIBUTION

ASYMMETRIC LIGHT DISTRIBUTION



Technical features





Available on request





Technical data

IP Rating	IP66
IK Rating	IK09
Material	High corrosion resistance die-cast copper-free aluminum body
Coating	Polyester powder coating with phosphochromating pre-finish
Screws	Stainless steel
Transformer	Electrical power supply 220/240V 50/60Hz built-in
Gasket	Silicone rubber
Glass	Tempered
Cable gland	M16 rubber grommet
Power cable	3 Mt. Power cable included
Gross weight	5,00 Kg

806009	DOUBLE ZEUS POLE MEDIUM SYMM 2 X 20 WATT 220-240V 50-60HZ		
light source	light beam options	lumen output (lm)	lumin. efficacy (lm/w)
3000°K warm-white			
mid-power led	 110°	2 x 1.510	75.50
4000°K neutral-white			
mid-power led	 110°	2 x 1.560	78.00



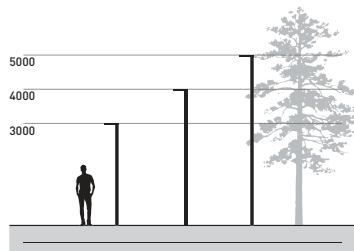
806010	DOUBLE ZEUS POLE MEDIUM ASYMM 2 X 20 WATT 220-240V 50-60HZ		
light source	light beam options	lumen output (lm)	lumin. efficacy (lm/w)
3000°K warm-white			
mid-power led	 110°x70°	2 x 1.560	78.00
4000°K neutral-white			
mid-power led	 110°x70°	2 x 1.610	80.50



Colors options

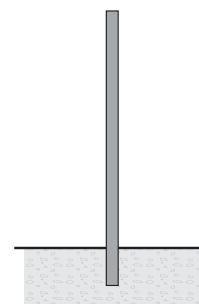
- Textured Grey
RAL 9006
- Anthracite Grey
RAL 7016
- Matt Black
(on request)

POLES & ACCESSORIES



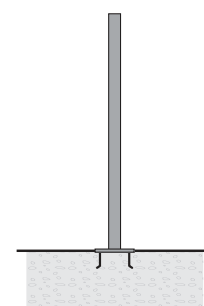
BURIED POLES

code	article	h. mm.	description
809901	cylindrical pole 3,5 meters to be buried	3.500	Cylindrical pole made in steel S235JR (UNI EN 10219) hot galvanized (UNI EN 1461), diameter 76 mm, thickness 4 mm.
809902	cylindrical pole 4,5 meters to be buried	4.500	Phospho-chromatised and polyester powder coated. Total height including 500 mm to be buried into the ground. Includes IP54 cover plate 132x38 mm and terminal block in double insulation.
809903	cylindrical pole 5,5 meters to be buried	5.500	
809909	Top cap for pole diam. 76 mm.		



POLES WITH BASE-PLATE

code	article	h. mm.	description
809904	cylindrical pole 3 meters with base-plate	3.000	Cylindrical pole made in steel S235JR (UNI EN 10219) hot galvanized (UNI EN 1461), diameter 76 mm, thickness 4 mm.
809905	cylindrical pole 4 meters with base-plate	4.000	Phospho-chromatised and polyester powder coated. With base plate dim. 250x250 mm, thickness 10 mm
809906	cylindrical pole 5 meters with base-plate	5.000	Includes IP54 cover plate 132x38 mm and terminal block in double insulation.
809907	anchorage unit for base-plate		Base plate dim. 250x250 mm, thickness 3 mm, made in galvanized steel complete of nr. 4 anchorage threaded bolts
809909	Top cap for pole diam. 76 mm.		

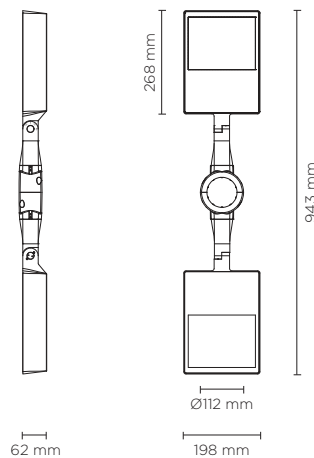




806011 - 806012

DOUBLE ZEUS POLE MAXI

2 x Square pole mounted floodlight for outdoor installation on a pole diam. 60 mm or 76 mm. Phospho-chromatised and polyester powder coated die-cast copper-free aluminium base and head, tempered safety glass, moulded silicone gaskets and o-rings, with screws in stainless steel. Symmetrical or asymmetrical wide light distribution. Swivel joint with graduated scale and mechanical aiming lock. Built-in LED driver, with 120 x mid-power SAMSUNG 2835 LED. IP66 rating.



SYMMETRIC LIGHT DISTRIBUTION

ASYMMETRIC LIGHT DISTRIBUTION



Technical features





Available on request





Technical data

IP Rating	IP66
IK Rating	IK09
Material	High corrosion resistance die-cast copper-free aluminum body
Coating	Polyester powder coating with phosphochromating pre-finish
Screws	Stainless steel
Transformer	Electrical power supply 220/240V 50/60Hz built-in
Gasket	Silicone rubber
Glass	Tempered
Cable gland	M16 rubber grommet
Power cable	3 Mt. Power cable included
Gross weight	7,50 Kg

806011	SINGLE ZEUS POLE MAXI SYMM 2 X 42 WATT 220-240V 50-60HZ		
light source	light beam options	lumen output (lm)	lumin. efficacy (lm/w)
3000°K warm-white			
mid-power led	 110°	2 x 3.900	92.86
4000°K neutral-white			
mid-power led	 110°	2 x 3.940	93.80



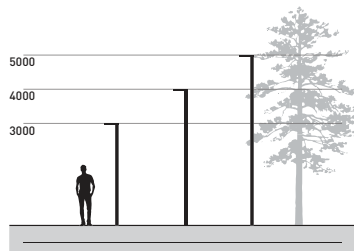
806012	SINGLE ZEUS POLE MAXI ASYMM 2 X 42 WATT 220-240V 50-60HZ		
light source	light beam options	lumen output (lm)	lumin. efficacy (lm/w)
3000°K warm-white			
mid-power led	 110°x70°	2 x 2.995	71.31
4000°K neutral-white			
mid-power led	 110°x70°	2 x 3.010	71.67



Colors options

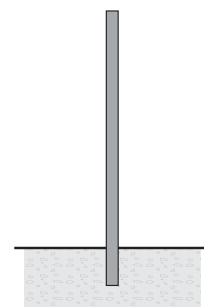
-  Textured Grey RAL 9006
-  Anthracite Grey RAL 7016
-  Matt Black (on request)

POLES & ACCESSORIES



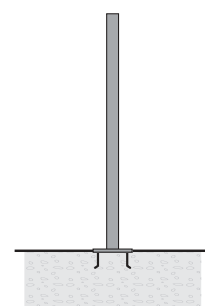
BURIED POLES

code	article	h. mm.	description
809901	cylindrical pole 3,5 meters to be buried	3.500	Cylindrical pole made in steel S235JR (UNI EN 10219) hot galvanized (UNI EN 1461), diameter 76 mm, thickness 4 mm.
809902	cylindrical pole 4,5 meters to be buried	4.500	Phospho-chromatised and polyester powder coated. Total height including 500 mm to be buried into the ground. Includes IP54 cover plate 132x38 mm and terminal block in double insulation.
809903	cylindrical pole 5,5 meters to be buried	5.500	
809909	Top cap for pole diam. 76 mm.		



POLES WITH BASE-PLATE

code	article	h. mm.	description
809904	cylindrical pole 3 meters with base-plate	3.000	Cylindrical pole made in steel S235JR (UNI EN 10219) hot galvanized (UNI EN 1461), diameter 76 mm, thickness 4 mm.
809905	cylindrical pole 4 meters with base-plate	4.000	Phospho-chromatised and polyester powder coated. With base plate dim. 250x250 mm, thickness 10 mm
809906	cylindrical pole 5 meters with base-plate	5.000	Includes IP54 cover plate 132x38 mm and terminal block in double insulation.
809907	anchorage unit for base-plate		Base plate dim. 250x250 mm, thickness 3 mm, made in galvanized steel complete of nr. 4 anchorage threaded bolts
809909	Top cap for pole diam. 76 mm.		



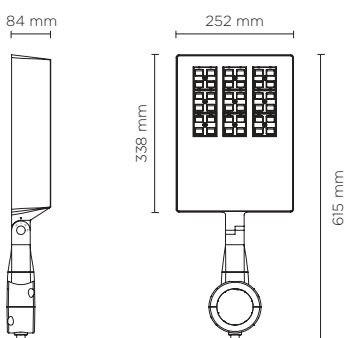


806001 - 806002

SINGLE ZEUS POLE 36-48

Square pole mounted floodlight for outdoor installation on a pole diam. 60 mm or 76 mm.

Phospho-chromatised and polyester powder coated die-cast copper-free aluminium body, tempered safety glass, moulded silicone gasket and stainless steel screws. Flange for pole diam. 60 mm or 76 mm included. Built-in LED driver 220-240V 50-60Hz, with 36 or 48 CREE XP-G2 LED. IP66 rating.



Technical features

IP66

IK09

CE

5 YEARS



Available on request

1-10V

DALI

Technical data





IP Rating	IP66
IK Rating	IK09
Material	High corrosion resistance die-cast copper-free aluminum body
Coating	Polyester powder coating with phosphochromating pre-finish
Screws	Stainless steel
Transformer	Electrical power supply 220/240V 50/60Hz built-in
Gasket	Silicone rubber
Glass	Tempered
Cable gland	M16 rubber grommet
Power cable	3 Mt. Power cable included
Weight	Kg 5,50

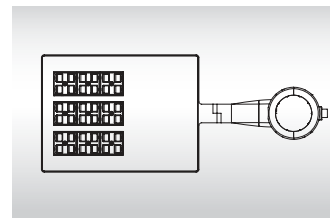
CYCLE ROUTE / PEDESTRIAN







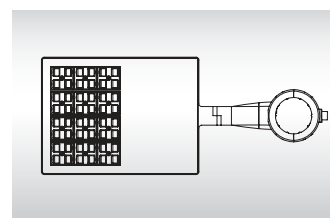
STREET



806001		SINGLE ZEUS POLE 36 56 WATT 220-240V 50-60HZ		
light source	light beam options	lumen output (lm)	lumin. efficacy (lm/w)	
3000°K warm-white				
high power led	 cycle route pedestrian	4.888	87.28	
high power led	 street	4.888	87.28	
4000°K neutral-white				
high power led	 cycle route pedestrian	5.040	90.00	
high power led	 street	5.040	90.00	



806002		SINGLE ZEUS POLE 48 75 WATT 220-240V 50-60HZ		
light source	light beam options	lumen output (lm)	lumin. efficacy (lm/w)	
3000°K warm-white				
high power led	 cycle route pedestrian	6.474	86.33	
high power led	 street	6.474	86.33	
4000°K neutral-white				
high power led	 cycle route pedestrian	6.675	89.00	
high power led	 street	6.675	89.00	



Colors options

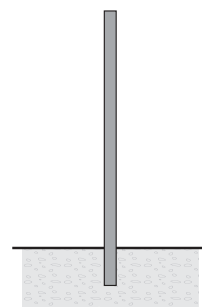
-  Textured Grey RAL 9006
-  Anthracite Grey RAL 7016
-  Matt Black (on request)

POLES & ACCESSORIES



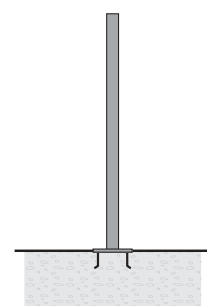
BURIED POLES

code	article	h. mm.	description
809901	cylindrical pole 3,5 meters to be buried	3.500	Cylindrical pole made in steel S235JR (UNI EN 10219) hot galvanized (UNI EN 1461), diameter 76 mm, thickness 4 mm.
809902	cylindrical pole 4,5 meters to be buried	4.500	Phospho-chromatised and polyester powder coated. Total height including 500 mm to be buried into the ground. Includes IP54 cover plate 132x38 mm and terminal block in double insulation.
809903	cylindrical pole 5,5 meters to be buried	5.500	Phospho-chromatised and polyester powder coated. Total height including 500 mm to be buried into the ground. Includes IP54 cover plate 132x38 mm and terminal block in double insulation.
809909	Top cap for pole diam. 76 mm.		



POLES WITH BASE-PLATE

code	article	h. mm.	description
809904	cylindrical pole 3 meters with base-plate	3.000	Cylindrical pole made in steel S235JR (UNI EN 10219) hot galvanized (UNI EN 1461), diameter 76 mm, thickness 4 mm.
809905	cylindrical pole 4 meters with base-plate	4.000	Phospho-chromatised and polyester powder coated. With base plate dim. 250x250 mm, thickness 10 mm
809906	cylindrical pole 5 meters with base-plate	5.000	Includes IP54 cover plate 132x38 mm and terminal block in double insulation.
809907	anchorage unit for base-plate		Base plate dim. 250x250 mm, thickness 3 mm, made in galvanized steel complete of nr. 4 anchorage threaded bolts
809909	Top cap for pole diam. 76 mm.		

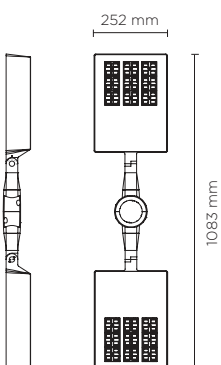




806003 - 806004

DOUBLE ZEUS POLE 36-48

2 x square pole mounted floodlight for outdoor installation on a pole diam. 60 mm or 76 mm. Phospho-chromatised and polyester powder coated die-cast copper-free aluminium body, tempered safety glass, moulded silicone gasket and stainless steel screws. Flange for pole diam. 60 mm or 76 mm included. Built-in LED driver 220-240V 50-60Hz, with 2x36 or 2x48 CREE XP-G2 LED. IP66 rating.



Technical features

IP66

IK09

CE

5 YEARS



Available on request

1-10V

DALI

Technical data





IP Rating	IP66
IK Rating	IK09
Material	High corrosion resistance die-cast copper-free aluminum body
Coating	Polyester powder coating with phosphochromating pre-finish
Screws	Stainless steel
Transformer	Electrical power supply 220/240V 50/60Hz built-in
Gasket	Silicone rubber
Glass	Tempered
Cable gland	M16 rubber grommet
Power cable	3 Mt. Power cable included
Weight	Kg 10,50

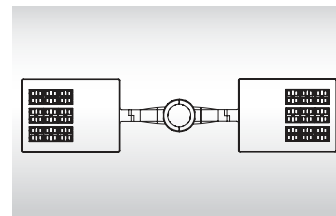
CYCLE ROUTE / PEDESTRIAN







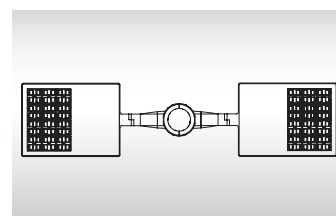
STREET



806003	DOUBLE ZEUS POLE 36 2X56 WATT 220-240V 50-60HZ		
light source	light beam options	lumen output (lm)	lumin. efficacy (lm/w)
3000°K warm-white			
high power led	 cycle route pedestrian	2 x 4.888	87.28
high power led	 street	2 x 4.888	87.28
4000°K neutral-white			
high power led	 cycle route pedestrian	2 x 5.040	90.00
high power led	 street	2 x 5.040	90.00



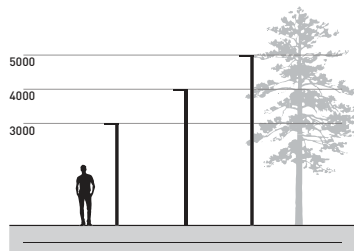
806004	DOUBLE ZEUS POLE 48 2X75 WATT 220-240V 50-60HZ		
light source	light beam options	lumen output (lm)	lumin. efficacy (lm/w)
3000°K warm-white			
high power led	 cycle route pedestrian	2 x 6.474	86.33
high power led	 street	2 x 6.474	86.33
4000°K neutral-white			
high power led	 cycle route pedestrian	2 x 6.675	89.00
high power led	 street	2 x 6.675	89.00



Colors options

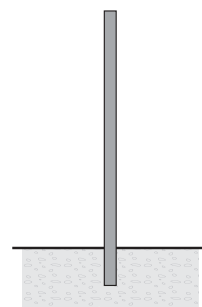
-  Textured Grey RAL 9006
-  Anthracite Grey RAL 7016
-  Matt Black (on request)

POLES & ACCESSORIES



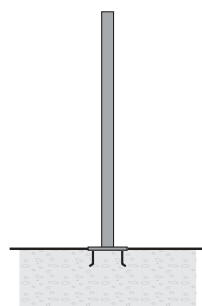
BURIED POLES

code	article	h. mm.	description
809901	cylindrical pole 3,5 meters to be buried	3.500	Cylindrical pole made in steel S235JR (UNI EN 10219) hot galvanized (UNI EN 1461), diameter 76 mm, thickness 4 mm.
809902	cylindrical pole 4,5 meters to be buried	4.500	Phospho-chromatised and polyester powder coated. Total height including 500 mm to be buried into the ground. Includes IP54 cover plate 132x38 mm and terminal block in double insulation.
809903	cylindrical pole 5,5 meters to be buried	5.500	Phospho-chromatised and polyester powder coated. Total height including 500 mm to be buried into the ground. Includes IP54 cover plate 132x38 mm and terminal block in double insulation.
809909	Top cap for pole diam. 76 mm.		



POLES WITH BASE-PLATE

code	article	h. mm.	description
809904	cylindrical pole 3 meters with base-plate	3.000	Cylindrical pole made in steel S235JR (UNI EN 10219) hot galvanized (UNI EN 1461), diameter 76 mm, thickness 4 mm.
809905	cylindrical pole 4 meters with base-plate	4.000	Phospho-chromatised and polyester powder coated. With base plate dim. 250x250 mm, thickness 10 mm
809906	cylindrical pole 5 meters with base-plate	5.000	Includes IP54 cover plate 132x38 mm and terminal block in double insulation.
809907	anchorage unit for base-plate		Base plate dim. 250x250 mm, thickness 3 mm, made in galvanized steel complete of nr. 4 anchorage threaded bolts
809909	Top cap for pole diam. 76 mm.		

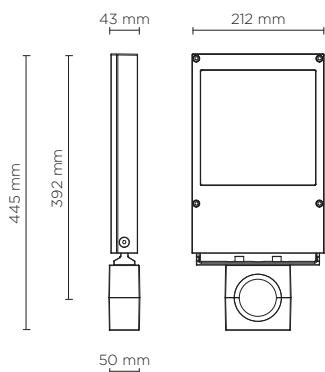




803001 - 803002

SINGLE BOOK POLE TOP MAXI

Square pole-top mounted floodlight for outdoor installation on a pole diam. 60 mm or 76 mm. Phospho-chromatised and polyester powder coated die-cast copper-free aluminium body, tempered safety glass, moulded silicone gasket and stainless steel screws. Flange for pole diam. 60 mm or 76 mm included. Built-in LED driver 220-240V 50-60Hz, with 12 or 24 CREE XP-G3 LED. IP65 rating.



CYCLE ROUTE / PEDESTRIAN



STREET



Technical features

IP65

IK08

CE

5
YEARS



Available on request



1-10V

DALI

Technical data

IP Rating	IP65
IK Rating	IK08
Material	High corrosion resistance die-cast copper-free aluminum body
Coating	Polyester powder coating with phosphochromating pre-finish
Screws	Stainless steel
Light source	NR. 12 -> 24 x 1.5W CREE "XP-G3" LED
Gasket	Silicone rubber
Glass	Tempered
Transformer	Electronic transformer 220/240V 50/60Hz included
Cable gland	Double nickel-plated brass cable gland PG9
Power cable	3 m neoprene power cable included
Weight	3,00 Kg






803001	SINGLE BOOK POLE - TOP MAXI 12 LED 18 WATT 220-240V 50-60HZ ELECTRONIC		
light source*	light beam options	lumen output (lm)	lumin. efficacy (lm/w)
3000°K warm-white			
high power led	 cycle route pedestrian	1.728	96.00
high power led	 street	1.728	96.00

* Other light colors available on request: Neutral-white

Colors options

 Textured Grey RAL 9006  Anthracite Grey RAL 7016  Matt Black (on request)



803002	SINGLE BOOK POLE - TOP MAXI 24 LED 36 WATT 220-240V 50-60HZ ELECTRONIC		
light source*	light beam options	lumen output (lm)	lumin. efficacy (lm/w)
3000°K warm-white			
high power led	 cycle route pedestrian	3.456	96.00
high power led	 street	3.456	96.00

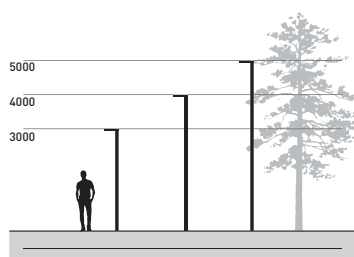
* Other light colors available on request: Neutral-white

Colors options

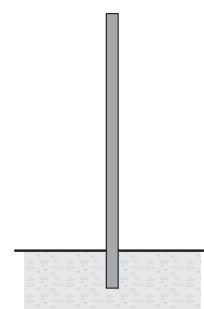
 Textured Grey RAL 9006  Anthracite Grey RAL 7016  Matt Black (on request)



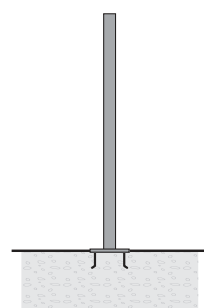
POLES & ACCESSORIES



BURIED POLES			
code	article	h. mm.	description
809901	cylindrical pole 3,5 meters to be buried	3.500	Cylindrical pole made in steel S235JR (UNI EN 10219) hot galvanized (UNI EN 1461), diameter 76 mm, thickness 4 mm.
809902	cylindrical pole 4,5 meters to be buried	4.500	Phospho-chromatised and polyester powder coated. Total height including 500 mm to be buried into the ground. Includes IP54 cover plate 132x38 mm and terminal block in double insulation.
809903	cylindrical pole 5,5 meters to be buried	5.500	
809909	Top cap for pole diam. 76 mm.		



POLES WITH BASE-PLATE			
code	article	h. mm.	description
809904	cylindrical pole 3 meters with base-plate	3.000	Cylindrical pole made in steel S235JR (UNI EN 10219) hot galvanized (UNI EN 1461), diameter 76 mm, thickness 4 mm.
809905	cylindrical pole 4 meters with base-plate	4.000	Phospho-chromatised and polyester powder coated. With base plate dim. 250x250 mm, thickness 10 mm
809906	cylindrical pole 5 meters with base-plate	5.000	Includes IP54 cover plate 132x38 mm and terminal block in double insulation.
809907	anchorage unit for base-plate		Base plate dim. 250x250 mm, thickness 3 mm, made in galvanized steel complete of nr. 4 anchorage threaded bolts
809909	Top cap for pole diam. 76 mm.		

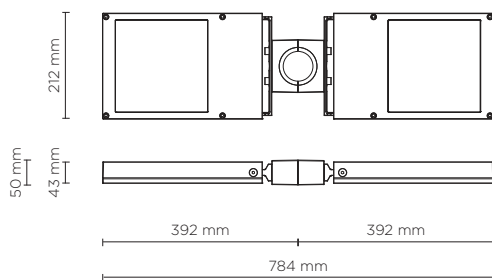




803003 - 803004

DOUBLE BOOK POLE TOP MAXI

2 x square pole-top mounted floodlight for outdoor installation on a pole diam. 60 mm or 76 mm. Phospho-chromatised and polyester powder coated die-cast copper-free aluminium body, tempered safety glass, moulded silicone gasket and stainless steel screws. Flange for pole diam. 60 mm or 76 mm included. Built-in LED driver 220-240V 50-60Hz, with 2 x 12 or 24 CREE XP-G3 LED. IP65 rating.



CYCLE ROUTE / PEDESTRIAN



STREET



Technical features



Available on request



Technical data

IP Rating	IP65
IK Rating	IK08
Material	High corrosion resistance die-cast copper-free aluminum body
Coating	Polyester powder coating with phosphochromating pre-finish
Screws	Stainless steel
Light source	NR. 2 x 12 -> 24 x 1.5W CREE "XP-G3" LED
Gasket	Silicone rubber
Glass	Tempered
Transformer	Electronic transformer 220/240V 50/60Hz included
Cable gland	Double nickel-plated brass cable gland PG9
Power cable	3 m neoprene power cable included
Weight	5,80 Kg



803003	DOUBLE BOOK POLE - TOP MAXI 12 LED 2 x 18 WATT 220-240V 50-60HZ ELECTRONIC		
light source*	light beam options	lumen output (lm)	lumin. efficacy (lm/w)

3000°K warm-white			
high power led	 cycle route pedestrian	2 x 1.728	96.00
high power led	 street	2 x 1.728	96.00


* Other light colors available on request: Neutral-white

Colors options

-  Textured Grey RAL 9006
-  Anthracite Grey RAL 7016
-  Matt Black (on request)



803004	DOUBLE BOOK POLE - TOP MAXI 24 LED 2 x 36 WATT 220-240V 50-60HZ ELECTRONIC		
light source*	light beam options	lumen output (lm)	lumin. efficacy (lm/w)

3000°K warm-white			
high power led	 cycle route pedestrian	2 x 3.456	96.00
high power led	 street	2 x 3.456	96.00

* Other light colors available on request: Neutral-white

Colors options

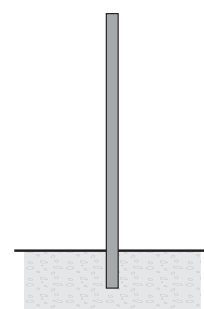
-  Textured Grey RAL 9006
-  Anthracite Grey RAL 7016
-  Matt Black (on request)



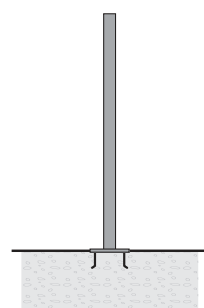
POLES & ACCESSORIES



BURIED POLES			
code	article	h. mm.	description
809901	cylindrical pole 3,5 meters to be buried	3.500	Cylindrical pole made in steel S235JR (UNI EN 10219) hot galvanized (UNI EN 1461), diameter 76 mm, thickness 4 mm.
809902	cylindrical pole 4,5 meters to be buried	4.500	Phospho-chromatised and polyester powder coated. Total height including 500 mm to be buried into the ground. Includes IP54 cover plate 132x38 mm and terminal block in double insulation.
809903	cylindrical pole 5,5 meters to be buried	5.500	
809909	Top cap for pole diam. 76 mm.		



POLES WITH BASE-PLATE			
code	article	h. mm.	description
809904	cylindrical pole 3 meters with base-plate	3.000	Cylindrical pole made in steel S235JR (UNI EN 10219) hot galvanized (UNI EN 1461), diameter 76 mm, thickness 4 mm.
809905	cylindrical pole 4 meters with base-plate	4.000	Phospho-chromatised and polyester powder coated. With base plate dim. 250x250 mm, thickness 10 mm
809906	cylindrical pole 5 meters with base-plate	5.000	Includes IP54 cover plate 132x38 mm and terminal block in double insulation.
809907	anchorage unit for base-plate		Base plate dim. 250x250 mm, thickness 3 mm, made in galvanized steel complete of nr. 4 anchorage threaded bolts
809909	Top cap for pole diam. 76 mm.		





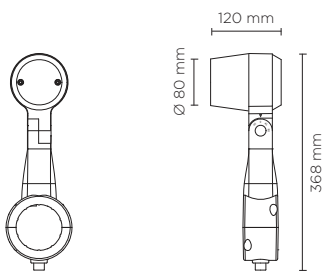
807001 - 807004

RING POLE MINI

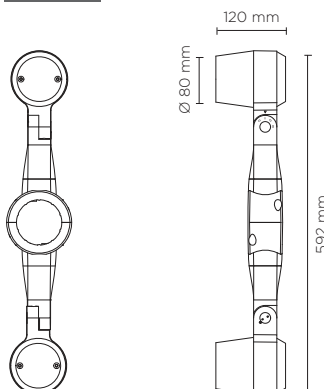
Designed by
NAVA + AROSIO

Floodlight for outdoor installation on a pole diam. 60 mm or 76 mm, with 355° swivel pole attachment and allowing horizontal adjustment of +90° / -40°. Phospho-chromatised and polyester powder coated die-cast copper-free aluminium base and head, tempered safety glass, moulded silicone gaskets and o-rings, with screws in stainless steel. Swivel pole joint with graduated scale and mechanical aiming lock. Built-in LED driver, with 1 COB CREE "CXB 1310" LED. IP66 rating.

807001



807004



Technical features



Available on request



Technical data







IP Rating	IP66
IK Rating	IK10
Material	High corrosion resistance die-cast copper-free aluminum body
Coating	Polyester powder coating with phosphochromating pre-finish
Screws	Stainless steel
Transformer	Electrical power supply 220/240V 50/60Hz built-in
Gasket	Silicone rubber
Glass	Tempered
Cable gland	M16 rubber grommet
Power cable	3 Mt. Power cable included



NEW AESTHETIC POLE ATTACHMENT AVAILABLE ON REQUEST

AC085 - POLE PLATE

Pole plate for pole mounting of all Ring models, suitable to be used with poles diam. min 76 mm and diam. max 120 mm. Can be positioned on various staggered levels or on a single level, with the same pole. Made in phospho-chromatised and polyester powder coated dia-cast copper-free aluminum material, moulded silicone gaskets and screws in stainless steel.







807001		SINGLE RING POLE MINI - 10 WATT 220-240V 50-60HZ		
light source	light beam options	lumen output (lm)	lumin. efficacy (lm/w)	
3000°K warm-white				
cob led	 14°	1.100	110	
cob led	 35°	1.060	106	
cob led	 55°	1.000	100	
4000°K neutral-white				
cob led	 14°	1.200	120	
cob led	 35°	1.140	114	
cob led	 55°	1.083	108	
2700°K CCT available on request				

Colors options

-  Textured Grey RAL 9006
-  Anthracite Grey RAL 7016
-  Matt Black (on request)

Technical data	
Wattage	10 WATT
Light source	1 COB CREE "CXB 1310" LED
Gross weight	2,00 Kg



807004		DOUBLE RING POLE MINI - 2X10 WATT 220-240V 50-60HZ		
light source	light beam options	lumen output (lm)	lumin. efficacy (lm/w)	
3000°K warm-white				
cob led	 14°	2 x 1.100	110	
cob led	 35°	2 x 1.060	106	
cob led	 55°	2 x 1.000	100	
4000°K neutral-white				
cob led	 14°	2 x 1.200	120	
cob led	 35°	2 x 1.140	114	
cob led	 55°	2 x 1.083	108	
2700°K CCT available on request				

Colors options

-  Textured Grey RAL 9006
-  Anthracite Grey RAL 7016
-  Matt Black (on request)

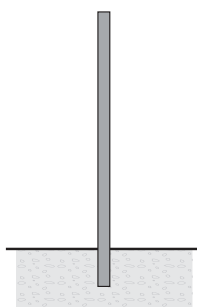
Technical data	
Wattage	2X10 WATT
Light source	2 COB CREE "CXB 1310" LED
Gross weight	3,50 Kg



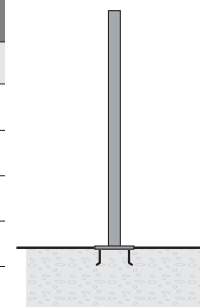
POLES & ACCESSORIES

Full technical details of poles and accessories for poles are available at the end of the catalogue

BURIED POLES	
code	h. mm.
809901	3.500
809902	4.500
809903	5.500
809909	TOP CAP DIAM 76mm.



POLES WITH BASE-PLATE	
code	h. mm.
809904	3.000
809905	4.000
809906	5.000
809907	ACC.
809909	TOP CAP DIAM 76mm





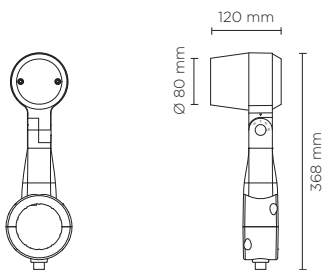
807007 - 807010

RING POLE MINI HP

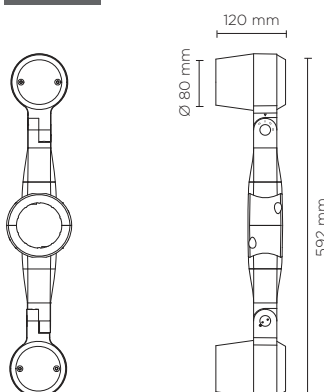
Designed by
NAVA + AROSIO

Floodlight for outdoor installation on a pole diam. 60 mm or 76 mm, with 355° swivel pole attachment and allowing horizontal adjustment of +90° / -40°. Phospho-chromatised and polyester powder coated die-cast copper-free aluminium base and head, tempered safety glass, moulded silicone gaskets and o-rings, with screws in stainless steel. Swivel pole joint with graduated scale and mechanical aiming lock. Built-in LED driver, with 1 x CREE XHP35 LED. IP66 rating.

807007



807010



Technical features




Available on request



Technical data







IP Rating	IP66
IK Rating	IK10
Material	High corrosion resistance die-cast copper-free aluminum body
Coating	Polyester powder coating with phosphochromating pre-finish
Screws	Stainless steel
Transformer	Electrical power supply 220/240V 50/60Hz built-in
Gasket	Silicone rubber
Glass	Tempered
Cable gland	M16 rubber grommet
Power cable	3 Mt. Power cable included



NEW AESTHETIC POLE ATTACHMENT AVAILABLE ON REQUEST

AC085 - POLE PLATE

Pole plate for pole mounting of all Ring models, suitable to be used with poles diam. min 76 mm and diam. max 120 mm. Can be positioned on various staggered levels or on a single level, with the same pole. Made in phospho-chromatised and polyester powder coated die-cast copper-free aluminum material, moulded silicone gaskets and screws in stainless steel.

807007		SINGLE RING POLE MINI HP - 8 WATT 220-240V 50-60HZ		
light source	light beam options	lumen output (lm)	lumin. efficacy (lm/w)	
3000°K warm-white				
high-power led	 4°	690	86.25	
high-power led	 10°	662	82.75	
high-power led	 28°	642	80.25	
4000°K neutral-white				
high-power led	 4°	703	87.88	
high-power led	 10°	676	84.50	
high-power led	 28°	656	82.00	
2700°K CCT available on request				







Colors options

-  Textured Grey RAL 9006
-  Anthracite Grey RAL 7016
-  Matt Black (on request)

Technical data

Wattage	8 WATT
Light source	1 x CREE XHP35 LED
Gross weight	2,00 Kg



807010		DOUBLE RING POLE MINI HP - 2X8 WATT 220-240V 50-60HZ		
light source	light beam options	lumen output (lm)	lumin. efficacy (lm/w)	
3000°K warm-white				
high-power led	 4°	2 x 690	86.25	
high-power led	 10°	2 x 662	82.75	
high-power led	 28°	2 x 642	80.25	
4000°K neutral-white				
high-power led	 4°	2 x 703	87.88	
high-power led	 10°	2 x 676	84.50	
high-power led	 28°	2 x 656	82.00	
2700°K CCT available on request				

Colors options

-  Textured Grey RAL 9006
-  Anthracite Grey RAL 7016
-  Matt Black (on request)

Technical data

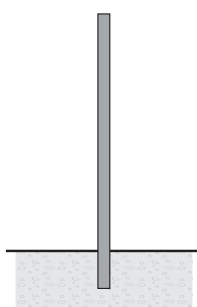
Wattage	2X8 WATT
Light source	2 x CREE XHP35 LED
Gross weight	3,50 Kg



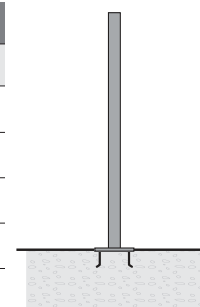
POLES & ACCESSORIES

Full technical details of poles and accessories for poles are available at the end of the catalogue

BURIED POLES	
code	h. mm.
809901	3.500
809902	4.500
809903	5.500
809909	TOP CAP DIAM 76mm.



POLES WITH BASE-PLATE	
code	h. mm.
809904	3.000
809905	4.000
809906	5.000
809907	ACC.
809909	TOP CAP DIAM 76mm





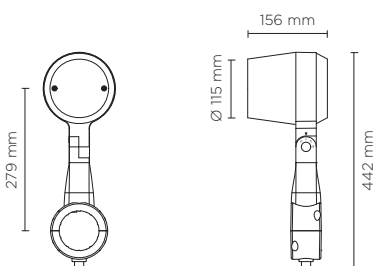
807002 - 807005

RING POLE MEDIUM

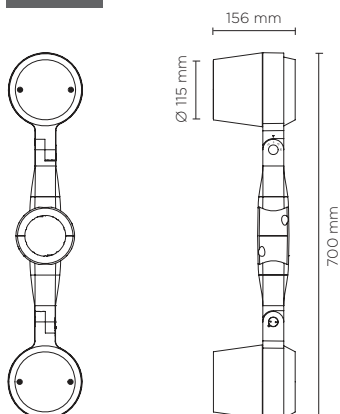
Designed by
NAVA + AROSIO

Floodlight for outdoor installation on a pole diam. 60 mm or 76 mm, with 355° swivel pole attachment and allowing horizontal adjustment of +90° / -40°. Phosphochromatised and polyester powder coated die-cast copper-free aluminium base and head, tempered safety glass, moulded silicone gaskets and o-rings, with screws in stainless steel. Swivel pole joint with graduated scale and mechanical aiming lock. Built-in LED driver, with 1 COB CREE "CXB 1512" LED. IP66 rating.

807002



807005



Technical features




Available on request



Technical data







IP Rating	IP66
IK Rating	IK10
Material	High corrosion resistance die-cast copper-free aluminum body
Coating	Polyester powder coating with phosphochromating pre-finish
Screws	Stainless steel
Transformer	Electrical power supply 220/240V 50/60Hz built-in
Gasket	Silicone rubber
Glass	Tempered
Cable gland	M16 rubber grommet
Power cable	3 Mt. Power cable included



NEW AESTHETIC POLE ATTACHMENT AVAILABLE ON REQUEST

AC085 - POLE PLATE

Pole plate for pole mounting of all Ring models, suitable to be used with poles diam. min 76 mm and diam. max 120 mm. Can be positioned on various staggered levels or on a single level, with the same pole. Made in phospho-chromatised and polyester powder coated dia-cast copper-free aluminum material, moulded silicone gaskets and screws in stainless steel.







807002		SINGLE RING POLE MEDIUM - 16 WATT 220-240V 50-60HZ		
light source	light beam options	lumen output (lm)	lumin. efficacy (lm/w)	
3000°K warm-white				
cob led	 14°	1.900	118.75	
cob led	 35°	1.813	113.31	
cob led	 55°	1.722	107.62	
4000°K neutral-white				
cob led	 14°	2.000	125.00	
cob led	 35°	1.900	118.75	
cob led	 55°	1.805	112.81	
2700°K CCT available on request				

Colors options

-  Textured Grey RAL 9006
-  Anthracite Grey RAL 7016
-  Matt Black (on request)

Technical data	
Wattage	16 WATT
Light source	1 COB CREE "CXB 1512" LED
Gross weight	3,00 Kg



807005		DOUBLE RING POLE MEDIUM - 2X16 WATT 220-240V 50-60HZ		
light source	light beam options	lumen output (lm)	lumin. efficacy (lm/w)	
3000°K warm-white				
cob led	 14°	2 x 1.900	118.75	
cob led	 35°	2 x 1.813	113.31	
cob led	 55°	2 x 1.722	107.62	
4000°K neutral-white				
cob led	 14°	2 x 2.000	125.00	
cob led	 35°	2 x 1.900	118.75	
cob led	 55°	2 x 1.805	112.81	
2700°K CCT available on request				

Colors options

-  Textured Grey RAL 9006
-  Anthracite Grey RAL 7016
-  Matt Black (on request)

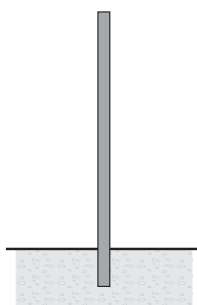
Technical data	
Wattage	2X16 WATT
Light source	2 COB CREE "CXB 1512" LED
Gross weight	5,50 Kg



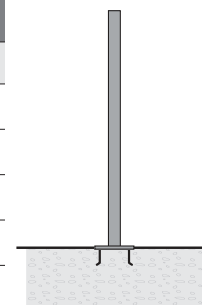
POLES & ACCESSORIES

Full technical details of poles and accessories for poles are available at the end of the catalogue

BURIED POLES	
code	h. mm.
809901	3.500
809902	4.500
809903	5.500
809909	TOP CAP DIAM 76mm



POLES WITH BASE-PLATE	
code	h. mm.
809904	3.000
809905	4.000
809906	5.000
809907	ACC.
809909	TOP CAP DIAM 76mm





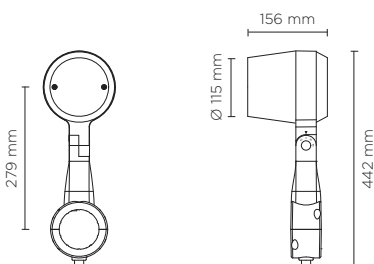
807008 - 807011

RING POLE MEDIUM HP

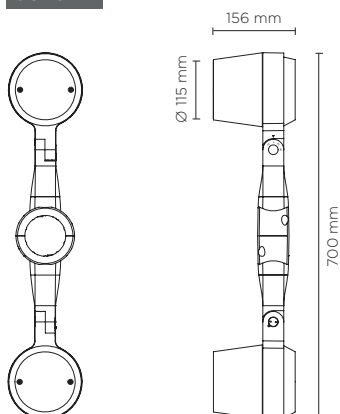
Designed by
NAVA + AROSIO

Floodlight for outdoor installation on a pole diam. 60 mm or 76 mm, with 355° swivel pole attachment and allowing horizontal adjustment of +90° / -40°. Phospho-chromatised and polyester powder coated die-cast copper-free aluminium base and head, tempered safety glass, moulded silicone gaskets and o-rings, with screws in stainless steel. Swivel pole joint with graduated scale and mechanical aiming lock. Built-in LED driver, with 3 x CREE XHP35 LED. IP66 rating.

807008



807011



Technical features




Available on request



Technical data







IP Rating	IP66
IK Rating	IK10
Material	High corrosion resistance die-cast copper-free aluminum body
Coating	Polyester powder coating with phosphochromating pre-finish
Screws	Stainless steel
Transformer	Electrical power supply 220/240V 50/60Hz built-in
Gasket	Silicone rubber
Glass	Tempered
Cable gland	M16 rubber grommet
Power cable	3 Mt. Power cable included



NEW AESTHETIC POLE ATTACHMENT AVAILABLE ON REQUEST

AC085 - POLE PLATE

Pole plate for pole mounting of all Ring models, suitable to be used with poles diam. min 76 mm and diam. max 120 mm. Can be positioned on various staggered levels or on a single level, with the same pole. Made in phospho-chromatised and polyester powder coated die-cast copper-free aluminum material, moulded silicone gaskets and screws in stainless steel.

807008		SINGLE RING POLE MEDIUM HP - 20 WATT 220-240V 50-60HZ		
light source	light beam options	lumen output (lm)	lumin. efficacy (lm/w)	
3000°K warm-white				
high-power led	 4°	2.050	102.50	
high-power led	 10°	2.000	100.00	
high-power led	 28°	1.950	97.50	
4000°K neutral-white				
high-power led	 4°	2.100	105.00	
high-power led	 10°	2.050	102.50	
high-power led	 28°	2.000	100.00	
2700°K CCT available on request				







Colors options

-  Textured Grey RAL 9006
-  Anthracite Grey RAL 7016
-  Matt Black (on request)

Technical data

Wattage	20 WATT
Light source	3 x CREE XHP35 LED
Gross weight	3,00 Kg



807011		DOUBLE RING POLE MEDIUM HP - 2X20 WATT 220-240V 50-60HZ		
light source	light beam options	lumen output (lm)	lumin. efficacy (lm/w)	
3000°K warm-white				
high-power led	 4°	2 x 2.050	102.50	
high-power led	 10°	2 x 2.000	100.00	
high-power led	 28°	2 x 1.950	97.50	
4000°K neutral-white				
high-power led	 4°	2 x 2.100	105.00	
high-power led	 10°	2 x 2.050	102.50	
high-power led	 28°	2 x 2.000	100.00	
2700°K CCT available on request				

Colors options

-  Textured Grey RAL 9006
-  Anthracite Grey RAL 7016
-  Matt Black (on request)

Technical data

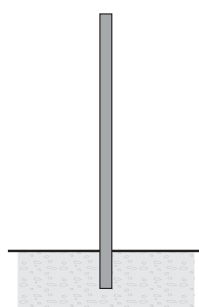
Wattage	2X20 WATT
Light source	6 x CREE XHP35 LED
Gross weight	5,50 Kg



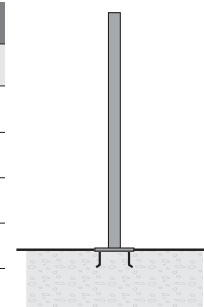
POLES & ACCESSORIES

Full technical details of poles and accessories for poles are available at the end of the catalogue

BURIED POLES	
code	h. mm.
809901	3.500
809902	4.500
809903	5.500
809909	TOP CAP DIAM 76mm.



POLES WITH BASE-PLATE	
code	h. mm.
809904	3.000
809905	4.000
809906	5.000
809907	ACC.
809909	TOP CAP DIAM 76mm





807003 - 807006

RING POLE MAXI

Designed by
NAVA + AROSIO

Floodlight for outdoor installation on a pole diam. 60 mm or 76 mm, with 355° swivel pole attachment and allowing horizontal adjustment of +90° / -40°. Phospho-chromatised and polyester powder coated die-cast copper-free aluminium base and head, tempered safety glass, moulded silicone gaskets and o-rings, with screws in stainless steel. Swivel pole joint with graduated scale and mechanical aiming lock. Built-in LED driver, with 1 COB CREE "CXB 2540" LED. IP66 rating.

807003	SINGLE RING POLE MAXI - 42 WATT 220-240V 50-60HZ		
light source	light beam options	lumen output (lm)	lumin. efficacy (lm/w)
3000°K warm-white			
cob led	14°	4.950	117.85
cob led	35°	4.752	113.14
cob led	55°	4.560	108.57
4000°K neutral-white			
cob led	14°	5.265	125.36
cob led	35°	5.000	119.05
cob led	55°	4.770	113.57
2700°K CCT available on request			

Technical features



Available on request



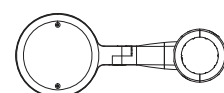
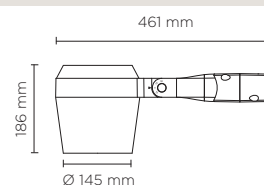
Technical data

IP Rating	IP66
IK Rating	IK10
Material	High corrosion resistance die-cast copper-free aluminum body
Coating	Polyester powder coating with phosphochromating pre-finish
Screws	Stainless steel
Transformer	Electrical power supply 220/240V 50/60Hz built-in
Gasket	Silicone rubber
Glass	Tempered
Cable gland	M16 rubber grommet
Power cable	3 Mt. Power cable included



Technical data

Wattage	42 WATT
Light source	1 COB CREE "CXB 2540" LED
Gross weight	4,50 Kg



Colors options



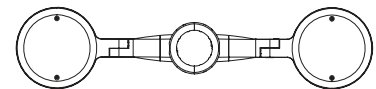
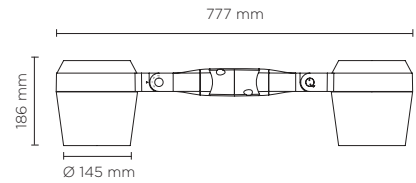
807006

DOUBLE RING POLE MAXI - 2X42 WATT 220-240V 50-60HZ

light source	light beam options	lumen output (lm)	lumin. efficacy (lm/w)
3000°K warm-white			
cob led	14°	2 x 4.950	117.85
cob led	35°	2 x 4.752	113.14
cob led	55°	2 x 4.560	108.57
4000°K neutral-white			
cob led	14°	2 x 5.265	125.36
cob led	35°	2 x 5.000	119.05
cob led	55°	2 x 4.770	113.57
2700°K CCT available on request			

Technical data

Wattage	2X42 WATT
Light source	2 COB CREE "CXB 2540" LED
Gross weight	8,50 Kg

**Colors options**

Textured Grey
RAL 9006

Anthracite Grey
RAL 7016

Matt Black
(on request)

DIFFERENT POSSIBILITIES AS MULTIPLE APPLICATION ON THE SAME POLE:

LUMINAIRE SUITABLE FOR POLE MOUNTING
IN SINGLE OR MULTIPLE COMBINATIONS

AC085 - POLE PLATE

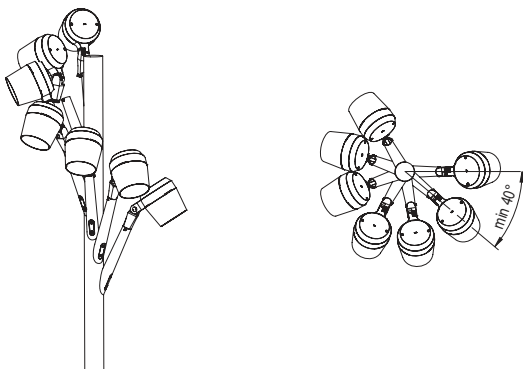
Pole plate for pole mounting of all Ring models, suitable to be used with poles diam. min 76 mm and diam. max 120 mm. Can be positioned on various staggered levels or on a single level, with the same pole. Made in phospho-chromatised and polyester powder coated dia-cast copper-free aluminum material, moulded silicone gaskets and screws in stainless steel.

**AC088 - TREE-BRANCH BRACKET**

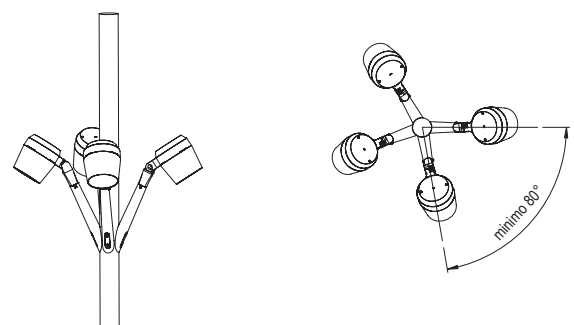
Special bracket for Ring Maxi pole mounting, suitable to be used with poles diam. min 76 mm and diam. max 120 mm. Can be positioned on various staggered levels or on a single level, with the same pole. Made in phospho-chromatised and polyester powder coated dia-cast copper-free aluminum material, moulded silicone gaskets and screws in stainless steel.

**On various staggered levels**

Min. angle between luminaire heads **40°**

**On a single level**

Min. angle between luminaire heads **80°**





807009 - 807012

RING POLE MAXI HP

Designed by
NAVA + AROSIO

Floodlight for outdoor installation on a pole diam. 60 mm or 76 mm, with 355° swivel pole attachment and allowing horizontal adjustment of +90° / -40°. Phospho-chromatised and polyester powder coated die-cast copper-free aluminium base and head, tempered safety glass, moulded silicone gaskets and o-rings, with screws in stainless steel. Swivel pole joint with graduated scale and mechanical aiming lock. Built-in LED driver, with 6 x CREE XHP35 LED. IP66 rating.

807009	SINGLE RING POLE MAXI HP - 38 WATT 220-240V 50-60HZ		
light source	light beam options	lumen output (lm)	lumin. efficacy (lm/w)
3000°K warm-white			
high-power led	4°	4.300	113.15
high-power led	10°	4.260	112.10
high-power led	28°	4.210	110.79
4000°K neutral-white			
high-power led	4°	4.400	115.79
high-power led	10°	4.360	114.74
high-power led	28°	4.310	113.42
2700°K CCT available on request			

Colors options

Textured Grey
RAL 9006

Anthracite Grey
RAL 7016

Matt Black
(on request)

Technical features



Available on request



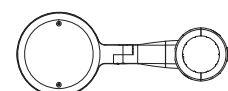
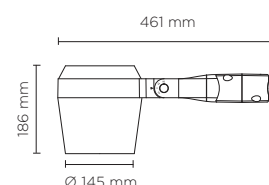
Technical data

IP Rating	IP66
IK Rating	IK10
Material	High corrosion resistance die-cast copper-free aluminum body
Coating	Polyester powder coating with phosphochromating pre-finish
Screws	Stainless steel
Transformer	Electrical power supply 220/240V 50/60Hz built-in
Gasket	Silicone rubber
Glass	Tempered
Cable gland	M16 rubber grommet
Power cable	3 Mt. Power cable included



Technical data

Wattage	38 WATT
Light source	6 x CREE XHP35 LED
Gross weight	4,50 Kg



807012

DOUBLE RING POLE MAXI HP - 2X38 WATT 220-240V 50-60HZ

light source	light beam options	lumen output (lm)	lumin. efficacy (lm/w)
3000°K warm-white			
high-power led	4°	2 x 4.300	113.15
high-power led	10°	2 x 4.260	112.10
high-power led	28°	2 x 4.210	110.79
4000°K neutral-white			
high-power led	4°	2 x 4.400	115.79
high-power led	10°	2 x 4.360	114.74
high-power led	28°	2 x 4.310	113.42
2700°K CCT available on request			

Colors options

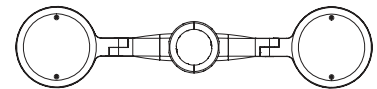
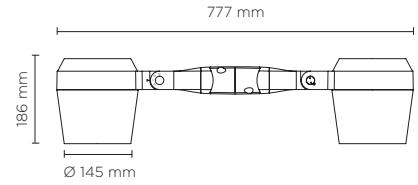
■ Textured Grey
RAL 9006

■ Anthracite Grey
RAL 7016

■ Matt Black
(on request)

Technical data

Wattage	2X38 WATT
Light source	12 x CREE XHP35 LED
Gross weight	8,50 Kg



DIFFERENT POSSIBILITIES AS MULTIPLE APPLICATION ON THE SAME POLE:

LUMINAIRE SUITABLE FOR POLE MOUNTING
IN SINGLE OR MULTIPLE COMBINATIONS

AC085 - POLE PLATE

Pole plate for pole mounting of all Ring models, suitable to be used with poles diam. min 76 mm and diam. max 120 mm. Can be positioned on various staggered levels or on a single level, with the same pole. Made in phospho-chromatised and polyester powder coated dia-cast copper-free aluminum material, moulded silicone gaskets and screws in stainless steel.

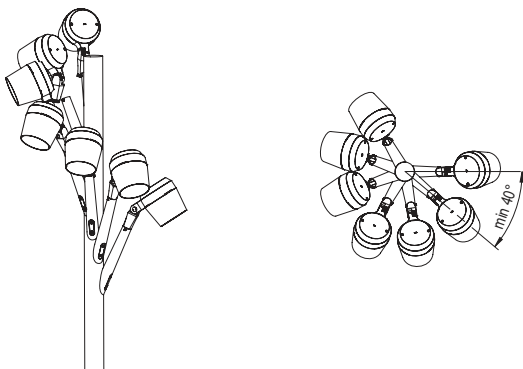
AC088 - TREE-BRANCH BRACKET

Special bracket for Ring Maxi pole mounting, suitable to be used with poles diam. min 76 mm and diam. max 120 mm. Can be positioned on various staggered levels or on a single level, with the same pole. Made in phospho-chromatised and polyester powder coated dia-cast copper-free aluminum material, moulded silicone gaskets and screws in stainless steel.



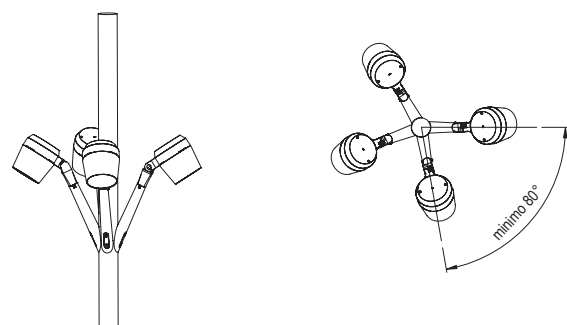
On various staggered levels

Min. angle between luminaire heads **40°**



On a single level

Min. angle between luminaire heads **80°**





807013 - 807015

RING POLE MEGA COB

Designed by
NAVA + AROSIO

Floodlight for outdoor installation on a pole diam. 60 mm or 76 mm, with 355° swivel pole attachment and allowing horizontal adjustment of +90° / -40°. Phospho-chromatised and polyester powder coated die-cast copper-free aluminium base and head, tempered safety glass, moulded silicone gaskets and o-rings, with screws in stainless steel. Swivel pole joint with graduated scale and mechanical aiming lock. Built-in LED driver, with 1 COB CREE "CXB 3590" LED. IP66 rating.

807013	SINGLE RING POLE MEGA COB - 75 WATT 220-240V 50-60HZ			
light source	light beam options	lumen output (lm)	lumin. efficacy (lm/w)	
3000°K warm-white				
cob led	20°	10.100	123.17	
cob led	40°	10.020	122.20	
4000°K neutral-white				
cob led	20°	10.200	124.39	
cob led	40°	10.120	123.42	
2700°K CCT available on request				

Colors options

Textured Grey
RAL 9006

Anthracite Grey
RAL 7016

Matt Black
(on request)

Technical features



Available on request



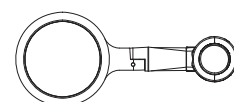
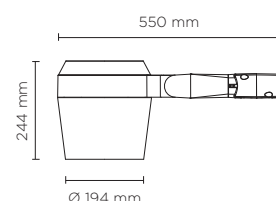
Technical data





IP Rating	IP66
IK Rating	IK10
Material	High corrosion resistance die-cast copper-free aluminum body
Coating	Polyester powder coating with phosphochromating pre-finish
Screws	Stainless steel
Transformer	Power supply 220/240V 50/60Hz built-in
Gasket	Silicone rubber
Glass	Tempered
Cable gland	M16 rubber grommet
Power cable	3 mt. power cable included



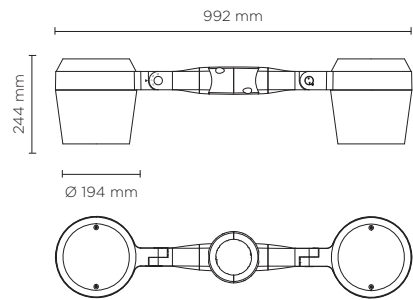
Technical data

Wattage	75 WATT
Light source	1 x CREE CXB 3590 LED
Gross weight	8,50 Kg



807015		DOUBLE RING POLE MEGA COB - 2X75 WATT 220-240V 50-60HZ		
light source	light beam options	lumen output (lm)	lumin. efficacy (lm/w)	
3000°K warm-white				
cob led		20°	2x10.100	123.17
cob led		40°	2x10.020	122.20
4000°K neutral-white				
cob led		20°	2x10.200	124.39
cob led		40°	2x10.120	123.42
2700°K CCT available on request				

Technical data	
Wattage	2x75 WATT
Light source	2 x CREE CXB 3590 LED
Gross weight	16,50 Kg



Colors options

-  Textured Grey
RAL 9006
-  Anthracite Grey
RAL 7016
-  Matt Black
(on request)

DIFFERENT POSSIBILITIES AS MULTIPLE APPLICATION ON THE SAME POLE:

LUMINAIRE SUITABLE FOR POLE MOUNTING IN SINGLE OR MULTIPLE COMBINATIONS

AC085 - POLE PLATE

Pole plate for pole mounting of all Ring models, suitable to be used with poles diam. min 76 mm and diam. max 120 mm. Can be positioned on various staggered levels or on a single level, with the same pole. Made in phospho-chromatised and polyester powder coated dia-cast copper-free aluminum material, moulded silicone gaskets and screws in stainless steel.



AC089 - TREE-BRANCH BRACKET

Special bracket for Ring Mega pole mounting, suitable to be used with poles diam. min 76 mm and diam. max 120 mm. Can be positioned on various staggered levels or on a single level, with the same pole. Made in phospho-chromatised and polyester powder coated dia-cast copper-free aluminum material, moulded silicone gaskets and screws in stainless steel.



SOME APPLICATION EXAMPLES:

3 X RING MEGA ON VARIOUS STAGGERED LEVELS ON THE SAME POLE

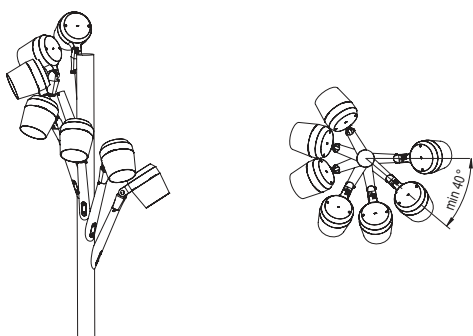


4 X RING MEGA ON VARIOUS STAGGERED LEVELS ON THE SAME POLE



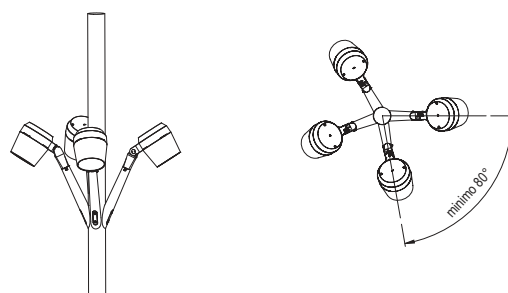
On various staggered levels

Min. angle between luminaire heads **40°**



On a single level

Min. angle between luminaire heads **80°**





807014 - 807016

RING POLE MEGA HP

Designed by
NAVA + AROSIO

Floodlight for outdoor installation on a pole diam. 60 mm or 76 mm, with 355° swivel pole attachment and allowing horizontal adjustment of +90° / -40°. Phospho-chromatised and polyester powder coated die-cast copper-free aluminium base and head, tempered safety glass, moulded silicone gaskets and o-rings, with screws in stainless steel. Swivel pole joint with graduated scale and mechanical aiming lock. Built-in LED driver, with 12 x CREE "XH-P 35" LED. IP66 rating.

807014	SINGLE RING POLE MEGA HP - 88 WATT 220-240V 50-60HZ			
light source	light beam options	lumen output (lm)	lumin. efficacy (lm/w)	
3000°K warm-white				
high-power led	4°	9.500	107.96	
high-power led	10°	9.450	107.38	
high-power led	28°	9.380	106.59	
4000°K neutral-white				
high-power led	4°	9.600	109.09	
high-power led	10°	9.550	108.52	
high-power led	28°	9.480	107.73	
2700°K CCT available on request				

Colors options

Textured Grey
RAL 9006

Anthracite Grey
RAL 7016

Matt Black
(on request)

Technical features



Available on request



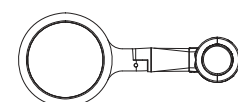
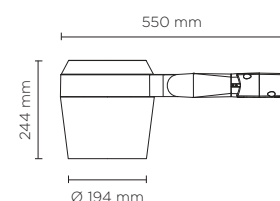
Technical data

IP Rating	IP66
IK Rating	IK10
Material	High corrosion resistance die-cast copper-free aluminum body
Coating	Polyester powder coating with phosphochromating pre-finish
Screws	Stainless steel
Transformer	Power supply 220/240V 50/60Hz built-in
Gasket	Silicone rubber
Glass	Tempered
Cable gland	M16 rubber grommet
Power cable	3 mt. power cable included



Technical data

Wattage	88 WATT
Light source	12 x CREE "XH-P 35" LED
Gross weight	8,50 Kg

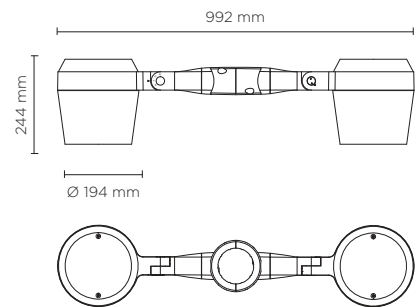


807016 DOUBLE RING POLE MEGA HP - 2X88 WATT 220-240V 50-60HZ

light source	light beam options	lumen output (lm)	lumin. efficacy (lm/w)
3000°K warm-white			
high-power led	4°	2x9.500	107.96
high-power led	10°	2x9.450	107.38
high-power led	28°	2x9.380	106.59
4000°K neutral-white			
high-power led	4°	2x9.600	109.09
high-power led	10°	2x9.550	108.52
high-power led	28°	2x9.480	107.73
2700°K CCT available on request			

Technical data

Wattage	2x88 WATT
Light source	24 x CREE "XH-P 35" LED
Gross weight	16,50 Kg



Colors options

- Textured Grey RAL 9006
- Anthracite Grey RAL 7016
- Matt Black (on request)

DIFFERENT POSSIBILITIES AS MULTIPLE APPLICATION ON THE SAME POLE:

LUMINAIRE SUITABLE FOR POLE MOUNTING IN SINGLE OR MULTIPLE COMBINATIONS

AC085 - POLE PLATE

Pole plate for pole mounting of all Ring models, suitable to be used with poles diam. min 76 mm and diam. max 120 mm. Can be positioned on various staggered levels or on a single level, with the same pole. Made in phosphochromatised and polyester powder coated dia-cast copper-free aluminum material, moulded silicone gaskets and screws in stainless steel.



AC089 - TREE-BRANCH BRACKET

Special bracket for Ring Mega pole mounting, suitable to be used with poles diam. min 76 mm and diam. max 120 mm. Can be positioned on various staggered levels or on a single level, with the same pole. Made in phosphochromatised and polyester powder coated dia-cast copper-free aluminum material, moulded silicone gaskets and screws in stainless steel.



SOME APPLICATION EXAMPLES:

3 X RING MEGA ON VARIOUS STAGGERED LEVELS ON THE SAME POLE

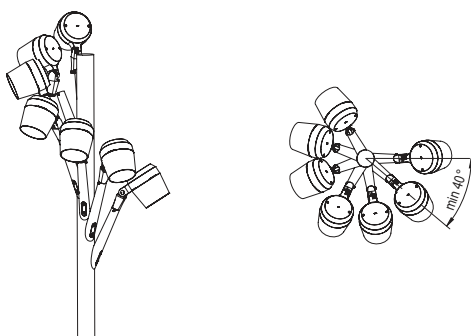


4 X RING MEGA ON VARIOUS STAGGERED LEVELS ON THE SAME POLE



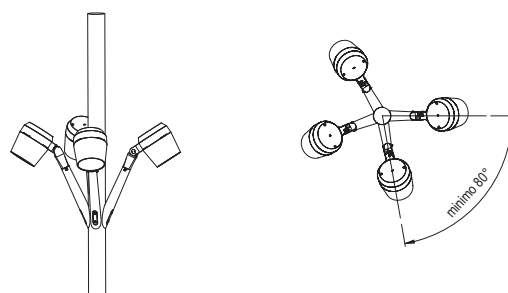
On various staggered levels

Min. angle between luminaire heads **40°**



On a single level

Min. angle between luminaire heads **80°**









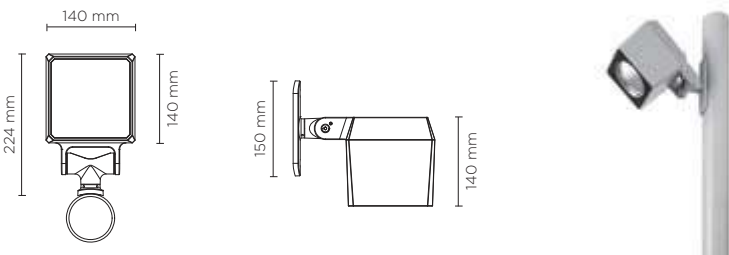
808001 - 808003

QUBO MEDIUM POLE

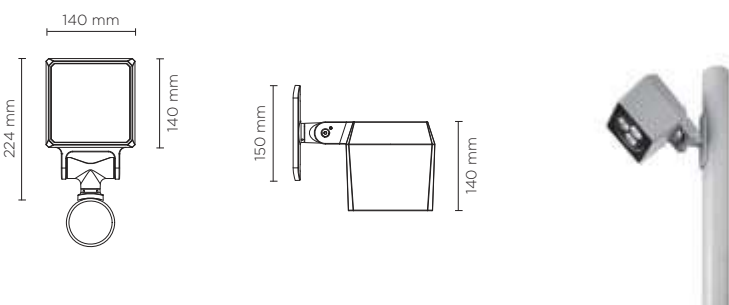
Designed by
NAVA + AROSIO

Pole-mounted projector for outdoor installation on a pole; with U shape fixing bracket allowing vertical adjustment of +90° / -40°. Phospho-chromatised and polyester powder coated die-cast copper-free aluminium base and head, tempered safety glass, moulded silicone gaskets, with screws in stainless steel. Built-in LED driver. IP66 rating.

808001



808003



Technical features

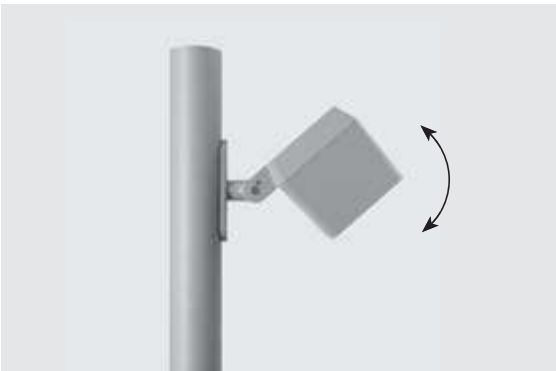


Available on request



Technical data

IP Rating	IP66
IK Rating	IK10
Material	High corrosion resistance die-cast copper-free aluminum body
Coating	Polyester powder coating with phosphochromating pre-finish
Screws	Stainless steel
Transformer	Electrical power supply 220/240V 50/60Hz built-in
Gasket	Silicone rubber
Glass	Tempered
Power cable	3 Mt. Power cable included



808001		QUBO MEDIUM COB POLE - 16 WATT 220-240V 50-60HZ		
light source	light beam options	lumen output (lm)	lumin. efficacy (lm/w)	
3000°K warm-white				
cob led	14°	1.900	118.75	
cob led	35°	1.813	113.31	
cob led	55°	1.722	107.62	
4000°K neutral-white				
cob led	14°	2.000	125.00	
cob led	35°	1.900	118.75	
cob led	55°	1.805	112.81	
2700°K CCT available on request				

Colors options

- Textured Grey RAL 9006
- Anthracite Grey RAL 7016
- Matt Black (on request)

Technical data

Wattage	16 WATT
Light source	1 x COB CREE "CXB 1512" LED
Gross weight	3,50 Kg

808003		QUBO MEDIUM HP POLE - 20 WATT 220-240V 50-60HZ		
light source	light beam options	lumen output (lm)	lumin. efficacy (lm/w)	
3000°K warm-white				
high-power led	4°	2.050	102.50	
high-power led	10°	2.000	100.00	
high-power led	28°	1.950	97.50	
4000°K neutral-white				
high-power led	4°	2.100	105.00	
high-power led	10°	2.050	102.50	
high-power led	28°	2.000	100.00	
2700°K CCT available on request				

Colors options

- Textured Grey RAL 9006
- Anthracite Grey RAL 7016
- Matt Black (on request)

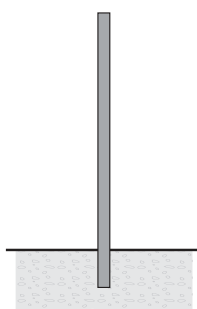
Technical data

Wattage	20 WATT
Light source	3 x CREE "XHP35" LED
Gross weight	3,50 Kg

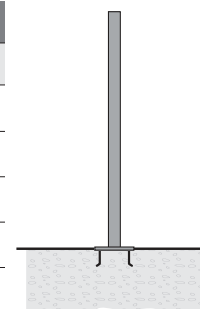
POLES & ACCESSORIES

Full technical details of poles and accessories for poles are available at the end of the catalogue

BURIED POLES	
code	h. mm.
809901	3.500
809902	4.500
809903	5.500
809909	TOP CAP DIAM 76mm.



POLES WITH BASE-PLATE	
code	h. mm.
809904	3.000
809905	4.000
809906	5.000
809907	ACC.
809909	TOP CAP DIAM 76mm





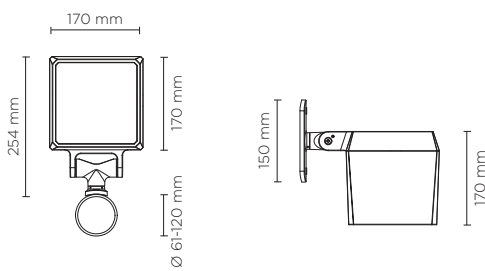
808002 - 808004

QUBO MAXI POLE

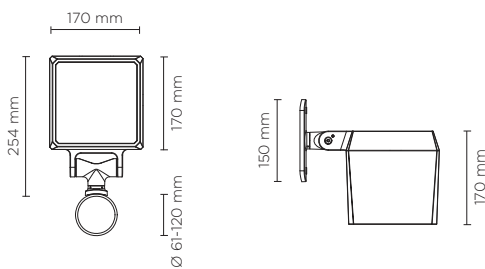
Designed by
NAVA + AROSIO

Pole-mounted projector for outdoor installation on a pole; with U shape fixing bracket allowing vertical adjustment of +90° / -40°. Phospho-chromatised and polyester powder coated die-cast copper-free aluminium base and head, tempered safety glass, moulded silicone gaskets, with screws in stainless steel. Built-in LED driver. IP66 rating.

808002



808004



Technical features

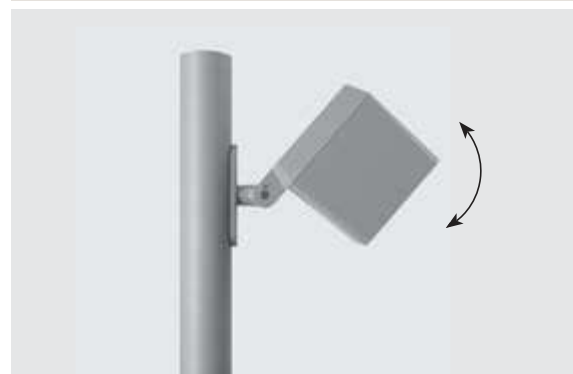








Available on request



Technical data

IP Rating	IP66
IK Rating	IK10
Material	High corrosion resistance die-cast copper-free aluminum body
Coating	Polyester powder coating with phosphochromating pre-finish
Screws	Stainless steel
Transformer	Electrical power supply 220/240V 50/60Hz built-in
Gasket	Silicone rubber
Glass	Tempered
Power cable	3 Mt. Power cable included









808002		QUBO MAXI COB POLE - 42 WATT 220-240V 50-60HZ		
light source	light beam options	lumen output (lm)	lumin. efficacy (lm/w)	
3000°K warm-white				
cob led	 14°	4.950	117.85	
cob led	 35°	4.752	113.14	
cob led	 55°	4.560	108.57	
4000°K neutral-white				
cob led	 14°	5.265	125.36	
cob led	 35°	5.000	119.05	
cob led	 55°	4.770	113.57	
2700°K CCT available on request				

Colors options

-  Textured Grey RAL 9006
-  Anthracite Grey RAL 7016
-  Matt Black (on request)

Technical data

Wattage	42 WATT
Light source	1 x COB CREE "CXB 2540" LED
Gross weight	4,90 Kg

808004		QUBO MAXI HP POLE - 38 WATT 220-240V 50-60HZ		
light source	light beam options	lumen output (lm)	lumin. efficacy (lm/w)	
3000°K warm-white				
high-power led	 4°	4.300	113.15	
high-power led	 10°	4.260	112.10	
high-power led	 28°	4.210	110.79	
4000°K neutral-white				
high-power led	 4°	4.400	115.79	
high-power led	 10°	4.360	114.74	
high-power led	 28°	4.310	113.42	
2700°K CCT available on request				

Colors options

-  Textured Grey RAL 9006
-  Anthracite Grey RAL 7016
-  Matt Black (on request)

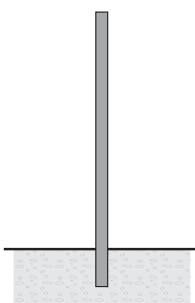
Technical data

Wattage	38 WATT
Light source	6 x CREE "XHP35" LED
Gross weight	4,90 Kg

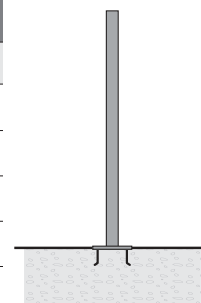
POLES & ACCESSORIES

Full technical details of poles and accessories for poles are available at the end of the catalogue

BURIED POLES	
code	h. mm.
809901	3.500
809902	4.500
809903	5.500
809909	TOP CAP DIAM 76mm.



POLES WITH BASE-PLATE	
code	h. mm.
809904	3.000
809905	4.000
809906	5.000
809907	ACC.
809909	TOP CAP DIAM 76mm



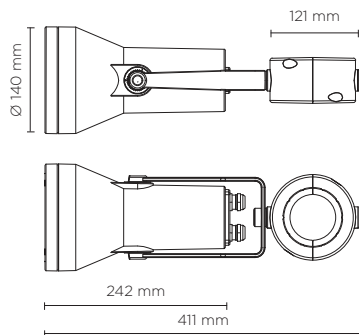


805001-805005

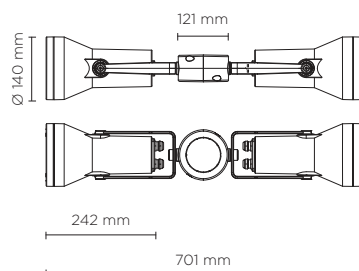
FLASH POLE MEDIUM

Round pole-mounted floodlight for outdoor installation on a pole diam. 60 mm or 76 mm. Phospho-chromatised and polyester powder coated die-cast copper-free aluminium body, tempered safety glass, moulded silicone gasket and stainless steel screws. Clamp for pole diam 60 mm or 76 mm included. Built-in LED driver 220-240V 50-60Hz, with 5 CREE XP-G3 high-power LED. IP65 rating.

805001



805005



Technical features



Available on request



Technical data







IP Rating	IP65
IK Rating	IK09
Material	High corrosion resistance die-cast copper-free aluminum body
Coating	Polyester powder coating with phosphochromating pre-finish
Screws	Stainless steel
Transformer	Electronic power supply 220/240V 50/60Hz built-in
Gasket	Silicone rubber
Glass	Tempered
Cable gland	Double nickel-plated brass cable gland PG11
Power cable	3 mt. neoprene power cable included

AC-026 Anti-glare visor for hydroflash medium



Graduated stainless steel insert









805001		SINGLE FLASH POLE MEDIUM - 8 WATT 220-240V 50-60HZ ELECTRONIC		
light source	light beam options	lumen output (lm)	lumin. efficacy (lm/w)	
3000°K warm-white				
high-power led	 10°	720	90.00	
high-power led	 30°	684	85.50	
high-power led	 45°	650	81.25	
4000°K neutral-white				
high-power led	 10°	750	93.75	
high-power led	 30°	713	89.13	
high-power led	 45°	677	84.63	
2700°K CCT available on request				

Colors options

 Textured Grey RAL 9006	 Anthracite Grey RAL 7016	 Matt Black (on request)
--	---	--

Technical data	
Wattage	8 WATT
Light source	NR. 5 CREE "XP-G3" LED
Gross weight	3,00 Kg



805005		DOUBLE FLASH POLE MEDIUM - 2 X 8 WATT 220-240V 50-60HZ ELECTRONIC		
light source	light beam options	lumen output (lm)	lumin. efficacy (lm/w)	
3000°K warm-white				
high-power led	 10°	2 x 720	90.00	
high-power led	 30°	2 x 684	85.50	
high-power led	 45°	2 x 650	81.25	
4000°K neutral-white				
high-power led	 10°	2 x 750	93.75	
high-power led	 30°	2 x 713	89.13	
high-power led	 45°	2 x 677	84.63	
2700°K CCT available on request				

Colors options

 Textured Grey RAL 9006	 Anthracite Grey RAL 7016	 Matt Black (on request)
--	---	--

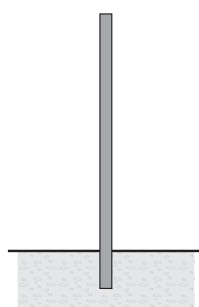
Technical data	
Wattage	2 x 8 WATT
Light source	NR. 2 x 5 CREE "XP-G3" LED
Gross weight	5,60 Kg



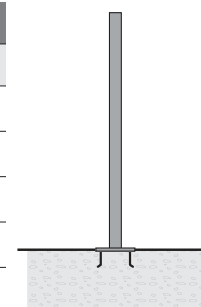
POLES & ACCESSORIES

Full technical details of poles and accessories for poles are available at the end of the catalogue

BURIED POLES	
code	h. mm.
809901	3.500
809902	4.500
809903	5.500
809909	TOP CAP DIAM 76mm



POLES WITH BASE-PLATE	
code	h. mm.
809904	3.000
809905	4.000
809906	5.000
809907	ACC.
809909	TOP CAP DIAM 76mm



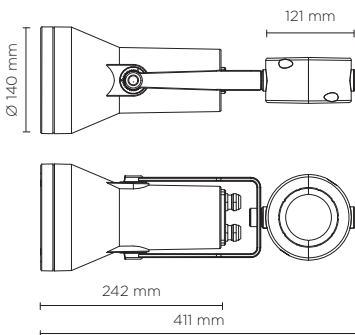


805002-805006

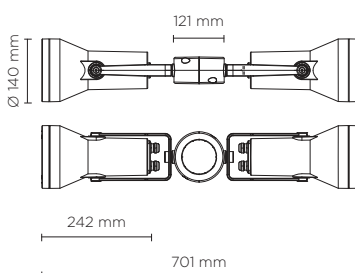
FLASH POLE MEDIUM COB

Round pole-mounted floodlight for outdoor installation on a pole diam. 60 mm or 76 mm. Phospho-chromatised and polyester powder coated die-cast copper-free aluminium body, tempered safety glass, moulded silicone gasket and stainless steel screws. Clamp for pole diam 60 mm or 76 mm included. Built-in LED driver 220-240V 50-60Hz, with 1 CREE CXA 1512 COB LED. IP65 rating.

805002



805006



Technical features



Available on request



Technical data


IP Rating	IP65
IK Rating	IK09
Material	High corrosion resistance die-cast copper-free aluminum body
Coating	Polyester powder coating with phosphochromating pre-finish
Screws	Stainless steel
Transformer	Electronic power supply 220/240V 50/60Hz built-in
Gasket	Silicone rubber
Glass	Tempered
Cable gland	Double nickel-plated brass cable gland PG11
Power cable	3 mt. neoprene power cable included

AC-026 Anti-glare visor for hydroflash medium



Graduated stainless steel insert




805002		SINGLE FLASH POLE MEDIUM COB - 18 WATT 220-240V 50-60HZ ELECTRONIC	
light source	light beam options	lumen output (lm)	lumin. efficacy (lm/w)
3000°K warm-white			
cob led	 35°	1.530	85.00
2700°K CCT available on request			

Colors options

-  Textured Grey RAL 9006
-  Anthracite Grey RAL 7016
-  Matt Black (on request)

Technical data	
Wattage	18 WATT
Light source	NR. 1 CREE CXA 1512 LED
Gross weight	3,00 Kg



805006		DOUBLE FLASH POLE MEDIUM COB - 2 X 18 WATT 220-240V 50-60HZ ELECTRONIC	
light source	light beam options	lumen output (lm)	lumin. efficacy (lm/w)
3000°K warm-white			
cob led	 35°	2 x 1.530	85.00
2700°K CCT available on request			

Colors options

-  Textured Grey RAL 9006
-  Anthracite Grey RAL 7016
-  Matt Black (on request)

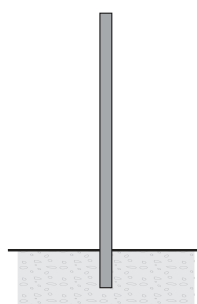
Technical data	
Wattage	2 x 18 WATT
Light source	NR. 2 x 1 CREE CXA 1512 LED
Gross weight	5,60 Kg



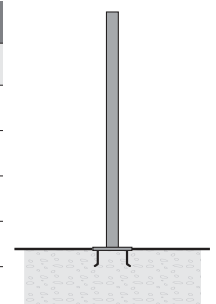
POLES & ACCESSORIES

Full technical details of poles and accessories for poles are available at the end of the catalogue

BURIED POLES	
code	h. mm.
809901	3.500
809902	4.500
809903	5.500
809909	TOP CAP DIAM 76mm



POLES WITH BASE-PLATE	
code	h. mm.
809904	3.000
809905	4.000
809906	5.000
809907	ACC.
809909	TOP CAP DIAM 76mm



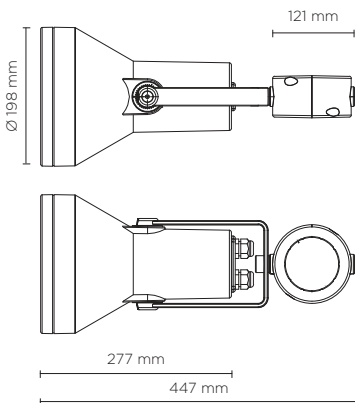


805003-805007

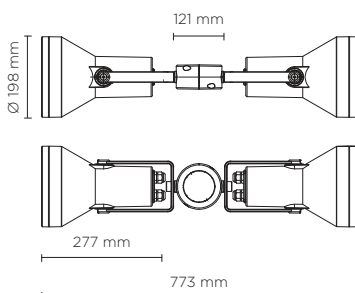
FLASH POLE MAXI

Round pole-mounted floodlight for outdoor installation on a pole diam. 60 mm or 76 mm. Phospho-chromatised and polyester powder coated die-cast copper-free aluminium body, tempered safety glass, moulded silicone gasket and stainless steel screws. Clamp for pole diam 60 mm or 76 mm included. Built-in LED driver 220-240V 50-60Hz, with 8 CREE XP-G3 high-power LED. IP65 rating.

805003



805007



Technical features



Available on request





Technical data







IP Rating	IP65
IK Rating	IK09
Material	High corrosion resistance die-cast copper-free aluminum body
Coating	Polyester powder coating with phosphochromating pre-finish
Screws	Stainless steel
Transformer	Electronic power supply 220/240V 50/60Hz built-in
Gasket	Silicone rubber
Glass	Tempered
Cable gland	Double nickel-plated brass cable gland PG11
Power cable	3 mt. neoprene power cable included

AC-027 Anti-glare visor for hydroflash maxi



Graduated stainless steel insert









805003		SINGLE FLASH POLE MAXI - 12 WATT 220-240V 50-60HZ ELECTRONIC		
light source	light beam options	lumen output (lm)	lumin. efficacy (lm/w)	
3000°K warm-white				
high-power led	 10°	1.152	96.00	
high-power led	 30°	1.095	91.25	
high-power led	 45°	1.040	86.67	
4000°K neutral-white				
high-power led	 10°	1.200	100.00	
high-power led	 30°	1.140	95.00	
high-power led	 45°	1.083	90.25	
2700°K CCT available on request				

Colors options

-  Textured Grey
RAL 9006
-  Anthracite Grey
RAL 7016
-  Matt Black
(on request)

Technical data	
Wattage	12 WATT
Light source	NR. 8 CREE "XP-G3" LED
Gross weight	4,00 Kg



805007		DOUBLE FLASH POLE MAXI - 2 X 12 WATT 220-240V 50-60HZ ELECTRONIC		
light source	light beam options	lumen output (lm)	lumin. efficacy (lm/w)	
3000°K warm-white				
high-power led	 10°	2 x 1.152	96.00	
high-power led	 30°	2 x 1.095	91.25	
high-power led	 45°	2 x 1.040	86.67	
4000°K neutral-white				
high-power led	 10°	2 x 1.200	100.00	
high-power led	 30°	2 x 1.140	95.00	
high-power led	 45°	2 x 1.083	90.25	
2700°K CCT available on request				

Colors options

-  Textured Grey
RAL 9006
-  Anthracite Grey
RAL 7016
-  Matt Black
(on request)

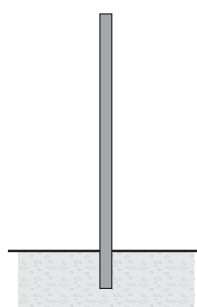
Technical data	
Wattage	2 x 12 WATT
Light source	NR. 2 x 8 CREE "XP-G3" LED
Gross weight	7,50 Kg



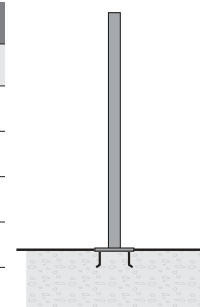
POLES & ACCESSORIES

Full technical details of poles and accessories for poles are available at the end of the catalogue

BURIED POLES	
code	h. mm.
809901	3.500
809902	4.500
809903	5.500
809909	TOP CAP DIAM 76mm.



POLES WITH BASE-PLATE	
code	h. mm.
809904	3.000
809905	4.000
809906	5.000
809907	ACC.
809909	TOP CAP DIAM 76mm







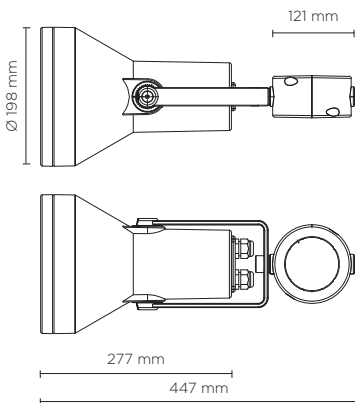


805004-805008

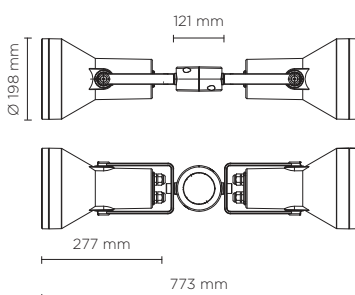
FLASH POLE MAXI COB

Round pole-mounted floodlight for outdoor installation on a pole diam. 60 mm or 76 mm. Phospho-chromatised and polyester powder coated die-cast copper-free aluminium body, tempered safety glass, moulded silicone gasket and stainless steel screws. Clamp for pole diam 60 mm or 76 mm included. Built-in LED driver 220-240V 50-60Hz, with 1 CREE CXB 2530 COB LED. IP65 rating.

805004



805008



Technical features




Available on request



Technical data

IP Rating	IP65
IK Rating	IK09
Material	High corrosion resistance die-cast copper-free aluminum body
Coating	Polyester powder coating with phosphochromating pre-finish
Screws	Stainless steel
Transformer	Electronic power supply 220/240V 50/60Hz built-in
Gasket	Silicone rubber
Glass	Tempered
Cable gland	Double nickel-plated brass cable gland PG11
Power cable	3 mt. neoprene power cable included

AC-027 Anti-glare visor for hydroflash maxi




Graduated stainless steel insert



805004

SINGLE FLASH POLE MAXI COB
 36 WATT 220-240V 50-60HZ ELECTRONIC

light source	light beam options	lumen output (lm)	lumin. efficacy (lm/w)
3000°K warm-white			
cob led	 35°	3.100	86.10
2700°K CCT available on request			

Colors options

 Textured Grey RAL 9006	 Anthracite Grey RAL 7016	 Matt Black (on request)
--	---	--


Technical data

Wattage	36 WATT
Light source	NR. 1 CREE CXB 2530 LED
Gross weight	4,00 Kg



805008

DOUBLE FLASH POLE MAXI COB
 2 X 36 WATT 220-240V 50-60HZ ELECTRONIC

light source	light beam options	lumen output (lm)	lumin. efficacy (lm/w)
3000°K warm-white			
cob led	 35°	2 x 3.100	86.10
2700°K CCT available on request			

Colors options

 Textured Grey RAL 9006	 Anthracite Grey RAL 7016	 Matt Black (on request)
--	---	--

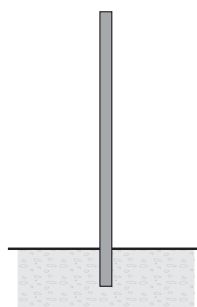
Technical data

Wattage	2 x 36 WATT
Light source	NR. 2 x 1 CREE CXB 2530 LED
Gross weight	7,50 Kg

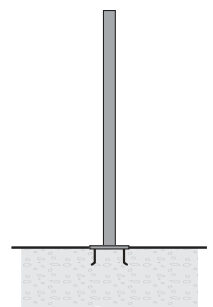
**POLES & ACCESSORIES**

Full technical details of poles and accessories for poles are available at the end of the catalogue

BURIED POLES	
code	h. mm.
809901	3.500
809902	4.500
809903	5.500
809909	TOP CAP DIAM 76mm

**POLES WITH BASE-PLATE**

code	h. mm.
809904	3.000
809905	4.000
809906	5.000
809907	ACC.
809909	TOP CAP DIAM 76mm



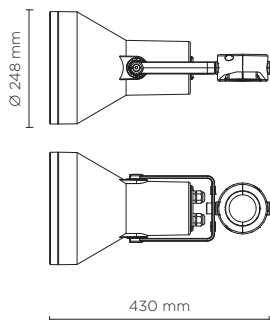


805009-805011

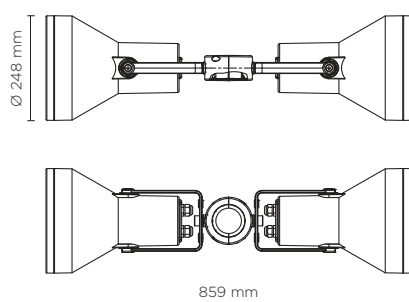
FLASH POLE MEGA

Round pole-mounted floodlight for outdoor installation on a pole diam. 60 mm or 76 mm. Phospho-chromatised and polyester powder coated die-cast copper-free aluminium body, tempered safety glass, moulded silicone gasket and stainless steel screws. Clamp for pole diam 60 mm or 76 mm included. Built-in LED driver 220-240V 50-60Hz, with 15 CREE XP-G2 high-power LED. IP65 rating.

805009



805011



Technical features



Available on request









Technical data

IP Rating	IP65
IK Rating	IK09
Material	High corrosion resistance die-cast copper-free aluminum body
Coating	Polyester powder coating with phosphochromating pre-finish
Screws	Stainless steel
Transformer	Electronic power supply 220/240V 50/60Hz built-in
Gasket	Silicone rubber
Glass	Tempered
Cable gland	Double nickel-plated brass cable gland PG11
Power cable	3 mt. neoprene power cable included



805009

SINGLE FLASH POLE MEGA - 22 WATT 220-240V 50-60HZ ELECTRONIC

light source	light beam options	lumen output (lm)	lumin. efficacy (lm/w)
3000°K warm-white			
high-power led	 10°	2.160	98.18
high-power led	 30°	2.052	93.27
high-power led	 45°	1.949	88.60
4000°K neutral-white			
high-power led	 10°	2.250	102.28
high-power led	 30°	2.137	97.14
high-power led	 45°	2.030	92.27
2700°K CCT available on request			

Colors options
 Textured Grey
RAL 9006

 Anthracite Grey
RAL 7016

 Matt Black
(on request)
Technical data

Wattage 22 WATT







Light source NR. 15 CREE
"XP-G2" LED

Gross weight 5,50 Kg



805011

DOUBLE FLASH POLE MEGA - 2 X 22 WATT 220-240V 50-60HZ ELECTRONIC

light source	light beam options	lumen output (lm)	lumin. efficacy (lm/w)
3000°K warm-white			
high-power led	 10°	2 x 2.160	98.18
high-power led	 30°	2 x 2.052	93.27
high-power led	 45°	2 x 1.949	88.60
4000°K neutral-white			
high-power led	 10°	2 x 2.250	102.28
high-power led	 30°	2 x 2.137	97.14
high-power led	 45°	2 x 2.030	92.27
2700°K CCT available on request			

Colors options
 Textured Grey
RAL 9006

 Anthracite Grey
RAL 7016

 Matt Black
(on request)
Technical data

Wattage 2 x 22 WATT

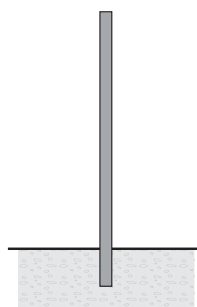
Light source NR. 2 x 15 CREE
"XP-G2" LED

Gross weight 10,50 Kg

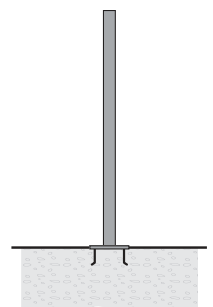
**POLES & ACCESSORIES**

Full technical details of poles and accessories for poles are available at the end of the catalogue

BURIED POLES	
code	h. mm.
809901	3.500
809902	4.500
809903	5.500
809909	ACC.

**POLES WITH BASE-PLATE**

code	h. mm.
809904	3.000
809905	4.000
809906	5.000
809907	ACC.
809909	ACC.



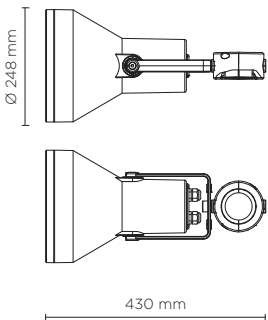


805010-805012

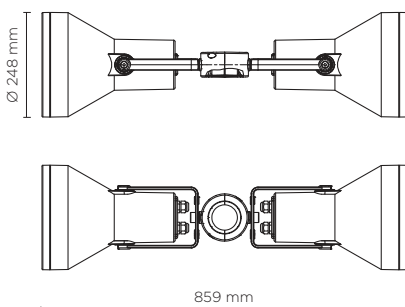
FLASH POLE MEGA COB

Round pole-mounted floodlight for outdoor installation on a pole diam. 60 mm or 76 mm. Phospho-chromatised and polyester powder coated die-cast copper-free aluminium body, tempered safety glass, moulded silicone gasket and stainless steel screws. Clamp for pole diam 60 mm or 76 mm included. Built-in LED driver 220-240V 50-60Hz, with 1 CREE CXB 3070 COB LED. IP65 rating.

805010



805012



Technical features



Available on request




Technical data

IP Rating	IP65
IK Rating	IK09
Material	High corrosion resistance die-cast copper-free aluminum body
Coating	Polyester powder coating with phosphochromating pre-finish
Screws	Stainless steel
Transformer	Electronic power supply 220/240V 50/60Hz built-in
Gasket	Silicone rubber
Glass	Tempered
Cable gland	Double nickel-plated brass cable gland PG11
Power cable	3 mt. neoprene power cable included



805010

SINGLE FLASH POLE MEGA COB
 55 WATT 220-240V 50-60HZ ELECTRONIC

light source	light beam options	lumen output (lm)	lumin. efficacy (lm/w)
3000°K warm-white			
cob led	 35°	4.730	86.00
2700°K CCT available on request			

Colors options

-  Textured Grey RAL 9006
  Anthracite Grey RAL 7016
  Matt Black (on request)


Technical data

Wattage	55 WATT
Light source	NR. 1 CREE "CXB 3070" COB LED
Gross weight	5,50 Kg



805012

DOUBLE FLASH POLE MEGA COB
 2 X 55 WATT 220-240V 50-60HZ ELECTRONIC

light source	light beam options	lumen output (lm)	lumin. efficacy (lm/w)
3000°K warm-white			
cob led	 35°	2 x 4.730	86.00
2700°K CCT available on request			

Colors options

-  Textured Grey RAL 9006
  Anthracite Grey RAL 7016
  Matt Black (on request)

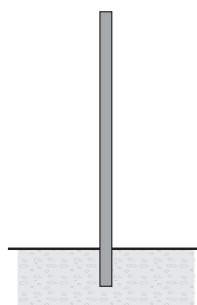
Technical data

Wattage	2 x 55 WATT
Light source	NR. 2 x 1 CREE "CXB 3070" COB LED
Gross weight	10,50 Kg

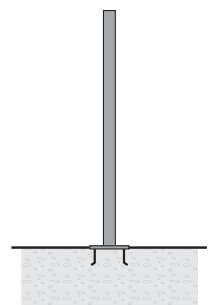
**POLES & ACCESSORIES**

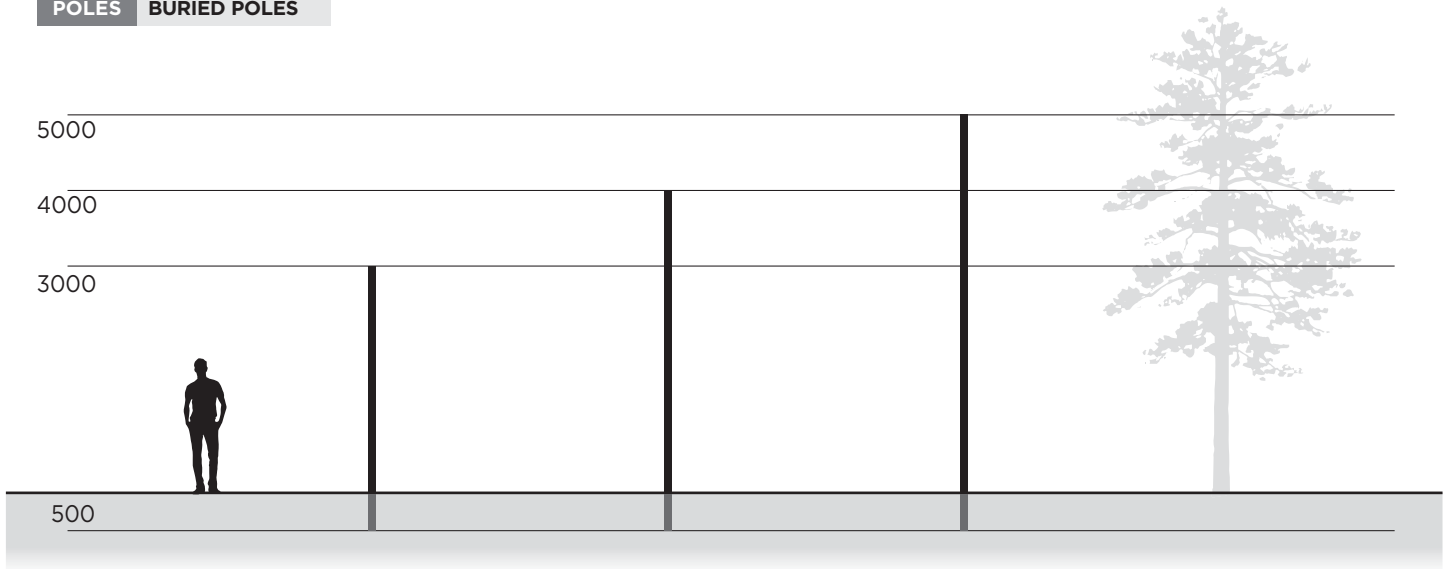
Full technical details of poles and accessories for poles are available at the end of the catalogue

BURIED POLES	
code	h. mm.
809901	3.500
809902	4.500
809903	5.500
809909	ACC.

**POLES WITH BASE-PLATE**

code	h. mm.
809904	3.000
809905	4.000
809906	5.000
809907	ACC.
809909	ACC.





809901 CYLINDRICAL POLE 3,5 M.
TO BE BURIED

Cylindrical pole made in steel S235JR (UNI EN 10219) hot galvanized (UNI EN 1461), **diameter 76 mm, thickness 4 mm.** Phospho-chromatised and polyester powder coated.

Total height 3.500 mm, including 500 mm to be buried into the ground. Includes IP54 cover plate 132x38 mm and terminal block in double insulation.

809902 CYLINDRICAL POLE 4,5 M.
TO BE BURIED

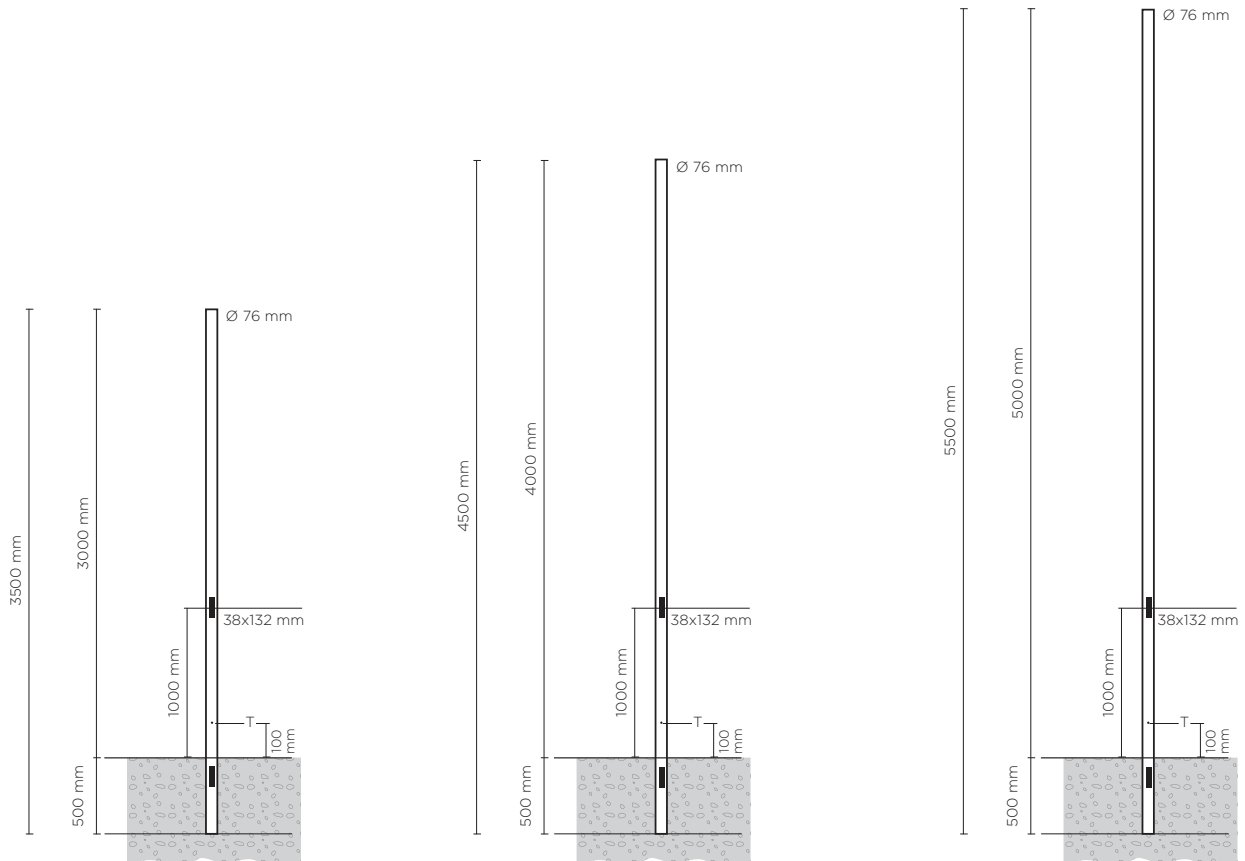
Cylindrical pole made in steel S235JR (UNI EN 10219) hot galvanized (UNI EN 1461), **diameter 76 mm, thickness 4 mm.** Phospho-chromatised and polyester powder coated.

Total height 4.500 mm, including 500 mm to be buried into the ground. Includes IP54 cover plate 132x38 mm and terminal block in double insulation.

809903 CYLINDRICAL POLE 5,5 M.
TO BE BURIED

Cylindrical pole made in steel S235JR (UNI EN 10219) hot galvanized (UNI EN 1461), **diameter 76 mm, thickness 4 mm.** Phospho-chromatised and polyester powder coated.

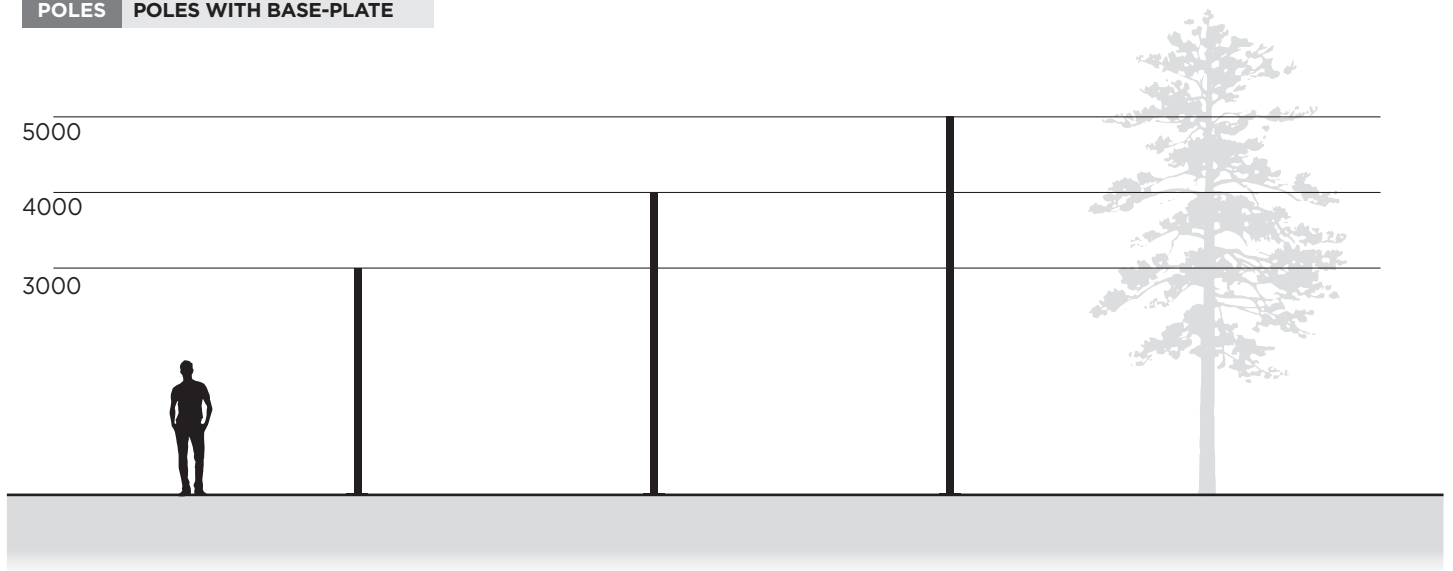
Total height 5.500 mm, including 500 mm to be buried into the ground. Includes IP54 cover plate 132x38 mm and terminal block in double insulation.



T= Grounding, threaded galvanized insert pole Thickness= 4mm

T= Grounding, threaded galvanized insert pole Thickness= 4mm

T= Grounding, threaded galvanized insert pole Thickness= 4mm



809904 CYLINDRICAL POLE 3 M.
WITH BASE-PLATE

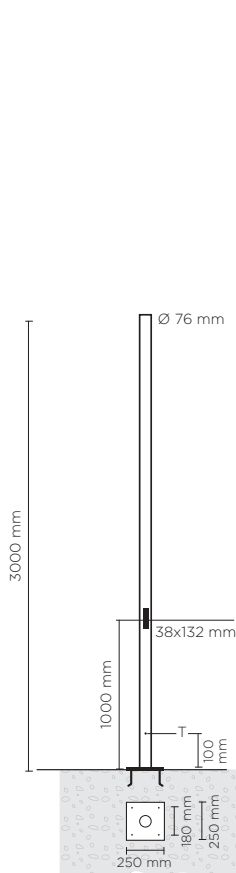
Cylindrical pole made in steel S235JR (UNI EN 10219) hot galvanized (UNI EN 1461), **diameter 76 mm, thickness 4 mm.** Phospho-chromatised and polyester powder coated. **Total height 3.000 mm, with base plate dim. 250x250 mm,** thickness 10 mm. Includes IP54 cover plate 132x38 mm and terminal block in double insulation.

809905 CYLINDRICAL POLE 4 M.
WITH BASE-PLATE

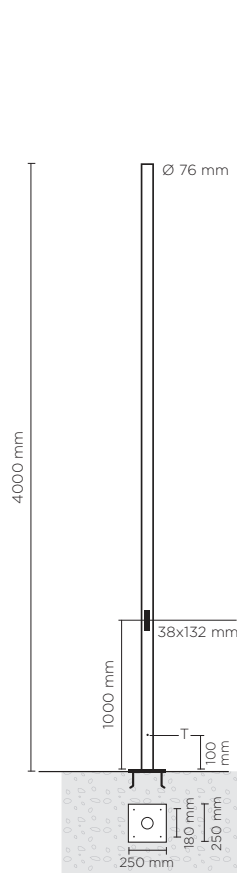
Cylindrical pole made in steel S235JR (UNI EN 10219) hot galvanized (UNI EN 1461), **diameter 76 mm, thickness 4 mm.** Phospho-chromatised and polyester powder coated. **Total height 4.000 mm, with base plate dim. 250x250 mm,** thickness 10 mm. Includes IP54 cover plate 132x38 mm and terminal block in double insulation.

809906 CYLINDRICAL POLE 5 M.
WITH BASE-PLATE

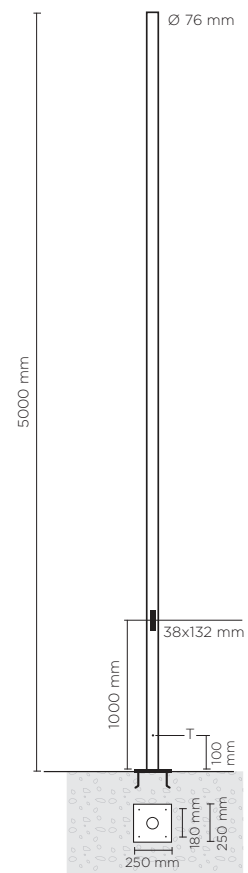
Cylindrical pole made in steel S235JR (UNI EN 10219) hot galvanized (UNI EN 1461), **diameter 76 mm, thickness 4 mm.** Phospho-chromatised and polyester powder coated. **Total height 5.000 mm, with base plate dim. 250x250 mm,** thickness 10 mm. Includes IP54 cover plate 132x38 mm and terminal block in double insulation.



T= Grounding, threaded galvanized insert pole Thickness= 4mm




T= Grounding, threaded galvanized insert pole Thickness= 4mm



T= Grounding, threaded galvanized insert pole Thickness= 4mm





PUK CODE AC079

DEMO BOX PUK





SAMPLE CASE INCLUDING
FOLLOWING PRODUCTS:





TECH EVO MINI 02
HYDROFLOOR NANO
WAVE 2.0
TAG MINI 03
RING MINI



ELEMENTS TO CONSIDER IN A NEW (OR EXISTING) LIGHTING PROJECT

IP protective degree (IEC 529 & EN 60529 norms)

IP 1...	Protected against the entry of solid bodies with dimensions of more than 50 mm.
IP 2...	Protected against the entry of solid bodies with dimensions of more than 12 mm.
IP 3...	Protected against the entry of solid bodies with dimensions of more than 2,5 mm.
IP 4...	Protected against the entry of solid bodies with dimensions of more than 1 mm.
IP 5...	 Protected against entry of dust.
IP 6...	 Completely protected against entry of dust.

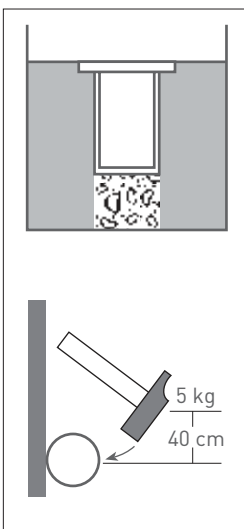
IP 0...	Unprotected.
IP ...1	Protected against the vertical falling of water drop.
IP ...2	Protected against the falling of water with a maximum inclination of 15°.
IP ...3	 Protected against rain.
IP ...4	 Protected against sprinklings.
IP ...5	 Protected against water jets.
IP ...6	Protected against heavy waves.
IP ...7	 Temporary immersion proof.
IP ...8	Immersion.

WARNING. Unless otherwise specified articles in this catalogue are not for permanent and continuous immersion in water.

Some fittings, although classified and tested IP 68 cannot be installed permanently in water according to international norms IEC364-7-702 (max 12 V A.C. or 30 V D.C. in water). They can only withstand (resist) accidental immersion of 1,3 m

depth due to temporary flooding.

WARNING: in all ground lighting fittings installation, at least a 20 cm depth drain hole filled by gravel must be made to prevent flooding. Use h07rn-f cables only. Other kind of cables may not be conformed to assure the IP 67 or IP 68 rating.



MECHANICAL SHOCK (CEI EN 50102 norms)

Protection of the hardware against the mechanical shocks.
Test: shock resistance from a hammer of 5 kg falling from 0,40 m.
Intensity of shock:
20 Joules = IK 10.

SHOCK RESISTANCE CEI EN 50102

IK01	0,15 J
IK02	0,2 J
IK03	0,35 J
IK04	0,5 J
IK05	0,7 J
IK06	1 J
IK07	2 J
IK08	5 J
IK09	10 J
IK10	20 J

WARNING!

Some chemical substances, liquids or vapour, may cause corrosion/damages on metal parts of the fittings. Verify the presence of these substances when installing the products and the compatibility with such substances. Stainless steel surfaces could be damaged by: Sodium Hydroxide (soda), liquid Chlorine or vapour, Hydrochloric acid, Nitric acid (20%), Sulphuric acid (30%).

Die-cast Aluminium could be damaged by: Arsenic Acid (20%), Acetic acid, Hydrochloric acid, Formic acid, Nitric acid (20%), Sulphuric acid (30%), Quicklime, Sodium Hydroxide (soda). Suggestion: very important is to regularly clean the fitting surfaces. At least once a year or during bulb replacement. Cleaning could be made with diluted soap or detergent. In any case do not use Solvent or Ethylene base products.

WARRANTY TERMS

P.U.K. Italia Group guarantees the performance of its products only and exclusively in relation to how they are used, their destination and application as explicitly specified.

THE WARRANTY OF THE PRODUCTS HAS A 5 YEAR VALIDITY STARTING FROM THE DATE OF DELIVERY TO THE PURCHASER.

Any claims must be forwarded in writing to P.U.K. Italia Group together with a copy of the purchase invoice complete with delivery date, description of the fault and number of products that are faulty.

P.U.K. Italia Group, according to its indisputable choice will arrange either to repair or replace them within a reasonable period of time from the claim. Returned faulty goods will be accepted by P.U.K. Italia Group only if previously authorised in writing, correctly forwarded, suitably packed and with transport prepaid.

This guarantee does not cover further expenses sustained by the Purchaser consequent to the faulty condition of the products; in particular P.U.K. Italia Group will not bear the cost of collecting the faulty products from customers (including cost of dismantling) and forwarding of replacement products to them.

Any responsibility on the part of P.U.K. Italia Group is explicitly excluded in the following cases:

- use, assembly and/or improper or unreasonable maintenance of the products, and/or their correct preservation;
- if damage or bad functioning is caused by work carried out on products without prior written authorisation from P.U.K. Italia Group (e.g. disassembly, alterations, substitutions, etc.);
- if the quality and performance have been compromised by the addition of accessories not approved by P.U.K. Italia Group.

This guarantee includes and replaces every other possible responsibility stemming from the products supplied, no matter how it originated: in particular the Purchaser cannot claim damages, reduction in prices or cancellation of the contract. In no case will P.U.K. Italia Group be responsible for indirect damage or loss of profit.

The Law Court in Monza is the sole competent Court for any disputes.

p u k . i t

PUK ITALIA GROUP

Via San Giorgio, 16 | 20851 Lissone (MB) Italy

T. +39 039 2457920 | F. + 39 039 2457924

puk@puk.it

